

DEPARTMENT OF THE ARMY TECHNICAL MANUAL

ORGANIZATIONAL, DIRECT AND GENERAL
SUPPORT MAINTENANCE
REPAIR PARTS AND SPECIAL TOOLS LIST
SHELTER, EXPANDABLE, RIGID
CONSTRUCTION, W/AIRLOCK (ZERO
MANUFACTURING CORP MODEL SEU-2)
FSN 5410-933-9387

This copy is a reprint which includes current
pages from Changes 2.

HEADQUARTERS, DEPARTMENT OF THE ARMY
FEBRUARY 1969



**ORGANIZATIONAL, DIRECT AND GENERAL SUPPORT MAINTENANCE REPAIR PARTS AND SPECIAL TOOLS
LISTS**

**SHELTER, EXPANDABLE, RIGID CONSTRUCTION, W/AIRLOCK,
(ZERO MANUFACTURING CORP MODEL SEU-2) FSN 5410-933-9387**

Current as of 31 January 1969

| | | Paragraph | Page |
|---------|------|--|-------|
| SECTION | I. | INTRODUCTION | |
| | | Scope | 1 iii |
| | | General..... | 2 iii |
| | | Explanation of columns..... | 3 iii |
| | | Special information | 4 v |
| | | How to locate repair parts | 5 v |
| | | Abbreviations..... | 6 v |
| | | Federal supply codes for manufacturers..... | 7 v |
| | | Report of equipment publication improvements | 8 vi |
| | II. | PRESCRIBED LOAD ALLOWANCE | |
| | III. | REPAIR PARTS FOR ORGANIZATIONAL MAINTENANCE | |
| Group | 01. | Air Lock Chamber | 1 |
| | 02. | External Lines to Shelter..... | 3 |
| | 03. | Electrical System | 3 |
| | 04. | Plumbing System..... | 6 |
| | 05. | Air Lock Adapter, Bellows Tread Plate, Plenum, Plenum Adapter, Tie Down Unit | 7 |
| | 06. | Shelter Assembly | 8 |
| | 07. | Repair Kit | 11 |
| SECTION | IV. | SPECIAL TOOLS, TEST AND SUPPORT EQUIPMENT FOR ORGANIZATIONAL MAINTENANCE "NOT APPLICABLE" | |
| | V. | REPAIR PARTS FOR DS AND GS MAINTENANCE | |
| Group | 01. | Air Lock Chamber | 14 |
| | 02. | External Lines to Shelter | 19 |
| | 03. | Electrical System | 20 |
| | 04. | Plumbing System | 54 |
| | 05. | Air Lock Adapter, Bellows, Tread Plate, Plenum, Plenum Adapter, Tie Down Unit | 59 |
| | 06. | Shelter Assembly | 61 |
| | 07. | Repair Kit | 128 |
| SECTION | VI. | SPECIAL TOOLS, TEST AND SUPPORT EQUIPMENT FOR DS, GS, MAINTENANCE "NOT APPLICABLE" | |
| | VII. | FEDERAL STOCK NUMBER AND REFERENCE NUMBER INDEX | |

SECTION I. INTRODUCTION

1. Scope

This manual lists repair parts, special tools, test and support equipment required for the performance of organizational, direct support, general support maintenance of the expandable shelter.

2. General

This Repair Parts and Special Tools List is divided into the following sections:

a. Prescribed Load Allowance (PLA)-Section II. A composite listing of repair parts, special tools, test and support equipment having quantitative allowances for initial stockage at the organizational level.

b. Repair Parts-Section III. A list of repair parts authorized for the performance of maintenance at the organizational level in figure and item number sequence.

c. Special Tools, Test and Support Equipment - Section IV. A list of special tools, test and support equipment authorized for the performance of maintenance at the organizational level. "NOT APPLICABLE"

d. Repair Parts--Section V. A list of repair parts authorized for the performance of maintenance at the direct support, general support level in figure and item number sequence.

e. Special Tools, Test and Support Equipment - Section VI. A list of special tools, test and support equipment authorized for the performance of maintenance at the direct support, general support level. "NOT APPLICABLE"

f. Federal Stock Number and Reference Number Index-Section VII. A list of Federal stock numbers in ascending numerical sequence, followed by a list of reference numbers appearing in all of the listings, in ascending alpha-numeric sequence, cross-referenced to the illustration figure number and item number.

Note. Items not illustrated are cross-referenced to group number.

3. Explanation of Columns

The following provides an explanation of columns in the tabular lists in Sections II through VI.

Note. Common hardware items known to be readily available in Army supply channels are assigned Maintenance codes only. Source codes, recoverability codes, and maintenance allowances are not assigned this category.

a. Source, Maintenance, and Recoverability Codes (SMR).

(1) Source code. Indicates the selection status and source for the listed item Source codes used are:

| Code | Explanation |
|------|---|
| P | Applied to repair parts which are stocked in or supplied from DSA/GSA or Army supply system, and authorized for use at indicated maintenance categories. |
| P2 | Applies to repair parts which are procured and stocked for insurance purposes because the combat or military essentially of the end item dictates that a minimum quantity be available in the supply system. |
| M | Applied to repair parts which are not procure(d or stocked but are to be manufactured at indicated maintenance categories. |
| A | Applied to assemblies which are not procured or stocked as such but are made tip of two or more units, each of which carry individual stock numbers and descriptions and are procurer and stocked and can be assembled by units at indicated maintenance categories. |
| X | Applied to parts and assemblies which are not procured or stocked; the mortality of which normally below that of the applicable end item; and the failure of which should result in retirement of the end item from the supply system. |
| X1 | Applied to repair parts which are not procured or stocked, the requirement for which will be supplied by use of the next higher assembly or component. |
| X2 | Applied to repair parts which are not stocked. The indicated maintenance category requiring. such repair parts will attempt to obtain them through cannibalization. Where such repair parts are not obtainable through cannibalization, requirements will be requisitioned with accompanying justification, through normal supply channels. |
| C | Applied to repair parts authorized for local procurement. If not obtainable from local procurement, such repair parts will be requisitioned through normal supply channels with a supporting statement of nonavailability from local procurement. |
| G | Applied to major assemblies that are procured with PEMA (Procurement Equipment Missiles Army) funds for initial issue only to be used as exchange assemblies at DSU and GSU maintenance level. These assemblies will not be stocked above DSU and GSU level or returned to depot level. |

(2) Maintenance code. Indicates the lowest category of maintenance authorized to install the listed item. The maintenance codes are:

| Code | Explanation |
|------|-----------------------------|
| O | Organizational maintenance |
| F | Direct support maintenance |
| H | General support maintenance |
| D | Depot maintenance |

(3) *Recoverability code*. Indicates whether unserviceable items should be returned for recovery or salvage. Items not coded are expendable.

Recoverability codes are:

| Code | Explanation |
|------|---|
| R | Applied to repair parts and assemblies which are economically repairable at DSU and GSU activities and which are normally furnished by supply on an exchange basis. |
| S | Applied to repair parts and assemblies which are economically repairable at DSU and GSU activities and which normally are furnished by supply on an exchange basis. When items are determined by a GSU to be uneconomically repairable, they will be evacuated to a depot for evaluation and analysis before final disposition. |
| T | Applied to high dollar value recoverable repair parts which are subject to special handling and are issued on an exchange basis. Such repair parts are normally repaired or overhauled at depot maintenance activities. |
| U | Applied to repair parts specifically selected for salvage by reclamation units because of precious metal content, critical materials, high dollar value reusable casings or castings. |

b. Federal Stock Number. Indicates the Federal stock number assigned to the item and will be used for requisitioning purposes.

c. Description. Indicates the Federal item name and any additional description of the item required. Assembly components and subassemblies are indented under major assemblies. The abbreviation "w/e" when used as a part of the nomenclature, indicates the Federal stock number includes all armament, equipment, accessories, and repair parts issued with the item. A part number or other reference number is followed by the applicable five-digit Federal supply code for manufacturers in parenthesis. Repair parts quantities included in kits and sets are shown in front of the repair part name.

d. Unit of Measure (U/M). A 2-character alphabetic abbreviation indicating, the amount or quantity of the item upon which the allowances are based, e.g., ft, ea, pr, etc.

e. Quantity Incorporated in Unit. Indicates the quantity of the item used in the assembly group. A "V" appearing in this column in lieu of a quantity indicates that a definite quantity cannot be indicated (e.g., shims, spacers, etc.).

f. 15-Day Organizational Maintenance Allowance.

(1) The allowance columns are divided into

four subcolumns. Indicated in each column opposite the first appearance of each item is the total quantity of the items authorized for the number of equipment's supported. Subsequent appearances of the same item will have the letters "REF" in the allowance columns. Items authorized for use as required but not for initial stockage are identified with an asterisk in the allowance column.

(2) The quantitative allowances for organizational level of maintenance represents one initial prescribed load for a 15-day period for the number of equipment's supported. Units and organizations authorized additional prescribed loads will multiply the number of prescribed loads authorized by the quantity of repair parts reflected in the appropriate density column to obtain the total quantity of repair parts authorized.

(3) Organizational units providing maintenance for more than 100 of these equipment's shall determine the total quantity of parts required by converting the equipment quantity to a decimal factor by placing a decimal point before the next to last digit of the number to indicate hundredths, and multiplying the decimal factor by the parts quantity authorized in the 51-100 allowance column. Example, authorized allowance for 51-100 equipment's is 12; for 140 equipment's multiply 12 by 1.40 or 16.80 rounded off to 17 parts required.

(4) Subsequent changes to allowances will be limited as follows: No change in the range of items is authorized. If additional items are considered necessary, recommendation should be forwarded to the U.S. Army Mobility Equipment Command for exception or revision to the allowance list. Revisions to the range of items authorized will be made by the U.S. Army Mobility Equipment Command based upon engineering experience, demand data, or TAERS information.

g. 30-Day DS/GS Maintenance Allowances.

Note. Allowances in GS columns are for GS maintenance only.

(1) The allowance columns are divided into three subcolumns. Indicated in each subcolumn, opposite the first appearance of each item, is the total quantity of items authorized for the number of equipment's supported. Subsequent appearances of the same item will have the letters "REF" in the applicable allowance column. Items authorized for use as required but not for initial stockage are identified with an asterisk, in the allowance column.

(2) The quantitative allowances for DS/GS levels of maintenance will represent initial stockage for a 30-day period for the number of equipment's supported.

(3) Determination of the total quantity of parts required for maintenance of more than 100

of these equipment's can be accomplished by converting the equipment quantity to a decimal factor by placing a decimal point before the next to last digit of the number to indicate hundredths, and multiplying the decimal factor by the parts quantity authorized in the 51-100 allowance column. Example, authorized allowance for 51-100 equipment's is 40; for 150 equipment's multiply 40 by 1.50 or 60 parts required.

h. One-Year Allowances Per 100 Equipment's/Contingency Planning Purposes. This column indicates opposite the first appearance of each item the total quantity required for distribution and contingency/planning purposes. The range of items indicates total quantities of all authorized items required to provide for adequate support of 100 equipment's for one year.

i. Illustration.

(1) *Figure member.* Indicates the figure number of the illustration in which the item is shown.

(2) *Item number.* Indicates the callout number used to reference the item in the illustration.

4. Special Information

a. Repair parts mortality has been based on 8,760 hours operation per year.

b. Parts which require manufacture or assembly at a category higher than that authorized for installation will indicate in the source column the higher category.

c. Action change codes indicated in the left and margin of the listing page denote the following:

N--Indicates an added item not included in previous publications.

C-Indicates a change in data.

F-Indicates a change in FSN only.

d. The following publication pertains to expandable shelter and its components:

TM 10-5410-221-24 Organizational, Direct and General Support Maintenance Manual

5. How to Locate Repair Parts

a. When Federal Stock Number or Reference Number is Unknown.

(1) *First.* Using the table of contents determine the assembly group within which the repair part belongs. This is necessary since illustrations are prepared for assembly groups, and listings are divided into the same groups.

(2) *Second.* Find the illustration covering the assembly group to which the repair part belongs.

(3) *Third.* Identify the repair part on the

illustration and note the illustration figure and item number of the repair part.

(4) *Fourth.* Using the repair parts listing, find the assembly group to which the repair part belongs and

locate the illustration figure and item number noted on the illustration.

b. When Federal Stock Number or Reference Number is Known.

(1) *First.* Using the Index of Federal stock numbers and reference numbers find the pertinent Federal stock number or reference number. This index is in ascending FSN sequence followed by a list of reference numbers in alpha-numeric sequence, cross-referenced to the illustration figure number and item number.

(2) *Second.* Using the repair part listing, find the assemble group of the repair part and the illustration figure number and item number referenced in the Index of Federal stock numbers and reference numbers.

6. Abbreviations

| | |
|-----------|------------|
| Ay..... | Assembly |
| dia | diameter |
| LH..... | left hand |
| mtg..... | mounting |
| RH..... | right hand |
| thd | thread |
| thk | thick |
| w/..... | with |
| w/o..... | without |

7. Federal supply codes for manufacturers

| <i>Codes</i> | <i>Manufacture</i> |
|--------------|--|
| 00000 | Ordnance Corps |
| 00779 | Amp, Inc. |
| 03481 | Goodrich, B.F. Co. Aviation Products Div. |
| 04618 | A American Pancor, Inc. |
| 07707 | United Shoe Machinery Corp. Fastener Div. |
| 08805 | General Electric Co. Large Lamp Dept. |
| 08807 | General Electric Co. Photo Lamp Dept. |
| 09094 | Waldlick Aero-Space Devices, Inc. |
| 09284 | Task, Corp |
| 09922 | Burndy Corp. |
| 14007 | Cabot Piping System, Plastics Div of Cabot Corp. |
| 14557 | Stanley Hardware Div. of Stanley Works |
| 15210 | Sherwin-Williams Co. |
| 17023 | Bruce Industries, Inc. |
| 17325 | Custom Materials Inc. |
| 18702 | Ducommun Metals and Supply Co. |
| 19220 | Eberhard Mfg. Co. |
| 19704 | Aer-Bea Co. |
| 19920 | Dietzgen, Eugene Co. |
| 22656 | Wiltonics |
| 24446 | General Electric |
| 25472 | Goodrich, B. F. Co. |
| 26533 | -Zero Mfg. Co. Shelter Div. |
| 28421 | Current Control Devices |
| 65586 | Wiegand, Edwin L Co. |
| 70167 | Air Cruisers Div. of Garret Corp. |
| 71183 | Bryant Electric Co. |

| <i>Codes</i> | <i>Manufacturer</i> |
|--------------|---|
| 71468..... | Cannon Electric Inc. |
| 73030..... | Hamilton Standard Div. of United Aircraft Corp. |
| 73197..... | Hi-Shear Co. |
| 73586..... | Circle F Mfg. Co. |
| 74545..... | Hubbfill Harvey, Inc. |
| 75282..... | Killark Electric Mfg. Co. |
| 76530-..... | Cinch-hlonadnoc!(Div. of Carr Fastener Corp. |
| 77820..... | Bendix Corp. The Scintilla Div. |
| 77969..... | Rubbercraft Corp of California Ltd. |
| 80205..... | National Aerospace Standards Committee, Aeronautical Industries Association of America. |
| 80539..... | Nut-Shell Div. of SPS Western Co. |
| 81343..... | Society of Automotive Engineers |
| 81348..... | Federal Specifications Promulgated by General Services Administration |
| 81349..... | Military Specifications Promulgated by Standardization Div. of Directorate of Logistic Services |
| 81532..... | Adell Corp. |
| 82240..... | Simmons Fastenerl Corp. |
| 82389..... | Switchcraft Inc. |
| 84256..... | Avdel Inc. |
| 8264'7..... | Metals and Controls, Inc. Control Products Group |

| <i>Codes</i> | <i>Manufacturer</i> |
|--------------|--|
| 87308..... | Southern Screw Co. |
| 84971..... | T A Mfg., Corp. |
| 88044..... | Aeronautical Standards Group, Dept of Navy and Air Force |
| 94534..... | Aero Leather Products Co. |
| 94640..... | Henry Engineering Co. |
| 95900..... | Industrial Industries Inc. |
| 96603..... | Eastern Rotocraft Corp. |
| 96906..... | Military Standard |
| 97393..... | Shur-lock Corp. |
| 98003..... | Nielson Hardware Corp. |
| 98625..... | Aeroquip Corp., Marman Div. |
| 99193..... | Airesearch Mfg. Div. of Garret Corp. |

8. Report of Equipment Publication Improvements

Reports of errors, omissions, and recommendations for improving this publication by the user is encouraged. Reports should be submitted on DA Form 2028 (Recommended Changes to DA Publications) and forwarded direct to Commanding General, U. S. Army Mobility Equipment Command, ATTN: AMSME-MPP, 4300 Goodfellow Boulevard, St. Louis, Mo. 63120.

SECTION II. PRESCRIBED LOAD ALLOWANCE

| (1) Federal stock number | (2) Description usable on code | (3) 15-Day ORG. MAINTENANCE. alw | | | |
|-----------------------------------|--|-------------------------------------|-------------|--------------|---------------|
| | | (A) 1-5 | (B) 6-20 | (C) 21-50 | (D) 51-100 |
| 2340-205-2759 | GROUP 01-AIRLOCK CHAMBER SLIP, TENT LINE SPIKE, BOW: airlock chamber 694492-1 (70167) | | | 2 | 2 |
| | GROUP 03-ELECTRICAL SYSTEM | | | | 2 |
| 5410-863-8594 | CABLE ASSEMBLY, POWER, ELECTRICAL | | | | 2 |
| 5410-863-8595 | CABLE ASSEMBLY, POWER, ELECTRICAL | | | | 2 |
| 5930-102-5710 | SWITCH, TOGGLE | | | 2 | 2 |
| 5935-755-3152 | CONNECTOR RECEPTACLE | | | 2 | 2 |
| 5935-812-5006 | CONNECTOR, RECEPTACLE | | | | 2 |
| 5935-819-5759 | CONNECTOR, RECEPTACLE | | | 2 | 2 |
| 6210-587-4757 | FLOURESCENT LIGHT | 2 | 2 | 2 | 2 |
| 6240-842-4139 | LAMP, INCANDESCENT emergency | | | 2 | 2 |
| 6240-446-7783 | LAMP, ELECTRICAL, FLUORESCENT | 2 | 4 | 8 | 15 |
| 6240-990-8293 | LAMP, INCANDESCENT: airlock light | 2 | 4 | 8 | 15 |
| 6250-672-1919 | BALLAST AND CONNECTOR | | 2 | 2 | 4 |
| | GROUP 04-PLUMBING SYSTEM | | | | |
| 2835-934-7891 | PUMP, CENTRIFUGAL | | | | 2 |
| 4730-541-1206 | CAP ASSEMBLY | | | 2 | 2 |
| 4730-984-8244 | CLAMP, HOSE: pump mtg | | | | 2 |
| 4820-869-3137 | VALVE, CHECK | | | | 2 |
| 5306-550-3744' | BOLT, MACHINE: bracket, clamp and tank mtg | | | 2 | 2 |
| 5310-208-9255 | NUT, PLAIN, HEXAGON: bracket and clamp mtg | | | 2 | 2 |
| 5310-275-0616 | WASHER, FLAT tank mtg | | | 2 | 2 |
| 5330-251-8839 | PACKING, PREFORMED | | | 2 | 2 |
| 5330-804-5694 | PACKING, PREFORMED: check valve | | | 2 | 2 |
| 5330-808-0794 | PACKING, PREFORMED | | | 2 | 2 |
| 5340-020-3020 | CLANIP, TUBE | | | 2 | 2 |
| 5340-020-8639 | CLAMP, TUBE | | | 2 | 2 |
| 5340-200-8641 | CLAMP, TUBE | | | 2 | 2 |
| 5340-291-5342 | CLAMP, TUBE | | | 2 | 2 |
| 5340-298-9403 | CLAMP, TUBE | | | | 2 |
| | GROUP 06-SHELTER ASSEMBLY | | | | |
| 5305-724-6794 | SETSCREW: block | | | | 2 |
| 5320-097-6520 | RIVET, SOLID: door stop mtg | | | | 2 |
| 5410-022-2669 | STOP, DOOR | | | 2 | 2 |
| 5340-04'4-5235 | JACK, FIXED END | | | | 2 |
| 5410-022-2671 | JACK ASSEMBLY, FOLDING FLOOR | | | | 2 |
| | GROUP 07-REPAIR KIT | | | | |
| 5120-101-7149 | RIVETER, HAND | | | | 2 |
| 5120-109-5384 | NOSE PIECE, HAND RIVETER | | | | 2 |
| 5330-105-6885 | SEAL, 6 ft lg, ZSD-13-126 | | 2 | 2 | 2 |
| 5330-105-6886 | SEAL, 6 ft lg, ZSD-13-125 | | 2 | 2 | 2 |
| 5330-105-8666 | SEAL, 6 ft lg, ZSD-113-116 | | 2 | 2 | 2 |
| 5330-105-8667 | SEAL, 6 ft lg, ZSD-13-124 | | 2 | 2 | 4 |
| 5330-106-0531 | SEAL, 6 ft lg, ZSD-13-127 | 2 | 3 | 6 | 12 |
| 5330-106-2905 | SEAL, 6 ft lg, ZSD-13-122 | | 2 | 2 | 4 |
| 5330-141-2351 | SEAL, .75 x .75 x 4.00 ft ig, SILICONE RUBBER, AMS3195 | | | 2 | 2 |
| 5350-584-4653 | EMERY CLOTH, 9 x 11 sheets | | | 2 | 2 |
| 7220-102-4005 | FLOORING, 24 in. x 24 in. NVELSTAT | 2 | 4 | 8 | 15 |
| 8010-069-1266 | ENAMEL, O.D. LUSTER LESS TTE527COLOR34087 (81348) | | | 2 | 2 |
| 8040-027-7988 | ADHESIVE: for flooring | 2 | 4 | 8 | 15 |
| 8040-027-8041 | ADHESIVE, HARDENER | | | | 2 |
| 9320-103-2472 | CORE, 1.92 in. thk | | | 2 | 2 |
| 9320-103-2473 | CORE, 2.90 in. thk | | | 2 | 2 |
| 9320-285-1980 | SEAL, .06 x .50 x 4.00 ft lg, NEOPRENE, MIL-R-6855, CLASS | | | | |
| | GROUP 4 | | | | |
| | ADHESIVE, RESIN Z100B (26533) | | 2 | 2 | 4 |
| | CUP, MIXING 889351-9 (26533) | | 2 | 2 | 2 |

| (1) Federal stock number | (2) Description usable on code | (3) 15-Day ORG. MAINT. alw | | | |
|-----------------------------------|---|-------------------------------|-------------|--------------|---------------|
| | | (A) 1-5 | (B) 6-20 | (C) 21-50 | (D) 51-100 |
| | ENAMEL, GREEN, EXTERIOR WALL H79GP6/V66KP17 (15210) | | | 2 | 2 |
| | ENAMEL, GREEN, INTERIOR, CEILING H79GP5/B66K17 (15210) | | | 2 | 2 |
| | PHENOLIC, 12 x 2.00 x 12.0 MIL SPEC L-P005B TYPE PB8 889361-27 (26633) | | | 2 | 2 |
| | PHENOLIC, 12 x 3.00 x 12.0 MIL SPEC L-P05313 TYPE PB6 889351-29 (26533) | | | 2 | 2 |
| | SEAL, 6.0 X 6.0 x .50 in., thk, TAPE POLYURETHANE, FOAM, 100 FT CHARCOAL 889351-49 (26533) | | | 2 | 2 |
| | TAPE, MYLAR, 2.00 in. Wide 889351-56 (17325) | | | 2 | 2 |

Change }
No. 2 }

HEADQUARTERS
DEPARTMENT OF THE ARMY
Washington, D. C., 22 June 1971

**Organizational, Direct and General Support
Maintenance Repair Parts and Special
Tools List**

**SHELTER, EXPANDABLE, RIGID CONSTRUCTION,
W/AIRLOCK (ZERO MANUFACTURING CORP. MODEL SEU-2)
FSN 5410-933-9'37**

Current as of 11 March 1971

TM 10-5410221-24P, 11 February 1969, is changed as follows:

Page iii, paragraph 3a (1). Source code "C" and its explanation are rescinded.

Page iv, paragraph 3a (3). Recoverability code "R" is superseded as follows:

| <i>Code</i> | <i>Explanation</i> |
|-------------|--|
| R..... | Applied to repair parts (assemblies and components) which are considered economically repairable at direct and general support maintenance levels. When the maintenance capability to repair these items does not exist, they are normally disposed of at the general support level. When supply considerations dictate, some of these repair parts may be listed for automatic return to supply |

| <i>Code</i> | <i>Explanation</i> |
|-------------|--------------------|
|-------------|--------------------|

for depot level repair as set forth in AR 71(0-50). When so listed, they will be replaced by supply on an exchange basis.

Page v, paragraph 7. The following is added to the list of Federal supply codes in proper numerical order:

| <i>Code</i> | <i>Manufacturer</i> |
|-------------|---------------------|
|-------------|---------------------|

65814.. Williams J H and Co.

All changes, additions or deletions of Federal stock numbers or manufacturer's code and part numbers within this change should be appropriately reflected in the index.

Section II. PRESCRIBED LOAD ALLOWANCE

| Page | Line | Action | (1) Federal Stock Stock No.. | (2) Description | (3) 15-Day ORG. MAINT. alw | | | |
|------|------|---|------------------------------------|---|-------------------------------|-------------|--------------|---------------|
| | | | | | (A) 1-5 | (B) 6-20 | (C) 21-50 | (D) 51-100 |
| vii | 5 | Add item after line 4. | 7350-1786784 | Group 06-SHELTER ASSEMBLY WRENCH: Jack adjusting | | | 1 | 1 |
| | 6 | Add item after line 5. | | PIN: Jack stowage | | | 1 | 1 |
| | 19 | Add FSN in col (1) and delete Mfr Part No. and code from col (2). | | Group 07-REPAIR KIT CUP, MIXING 2 | | 2 | 2 | 2 |

*This change supersedes C 1,3 February 1970.

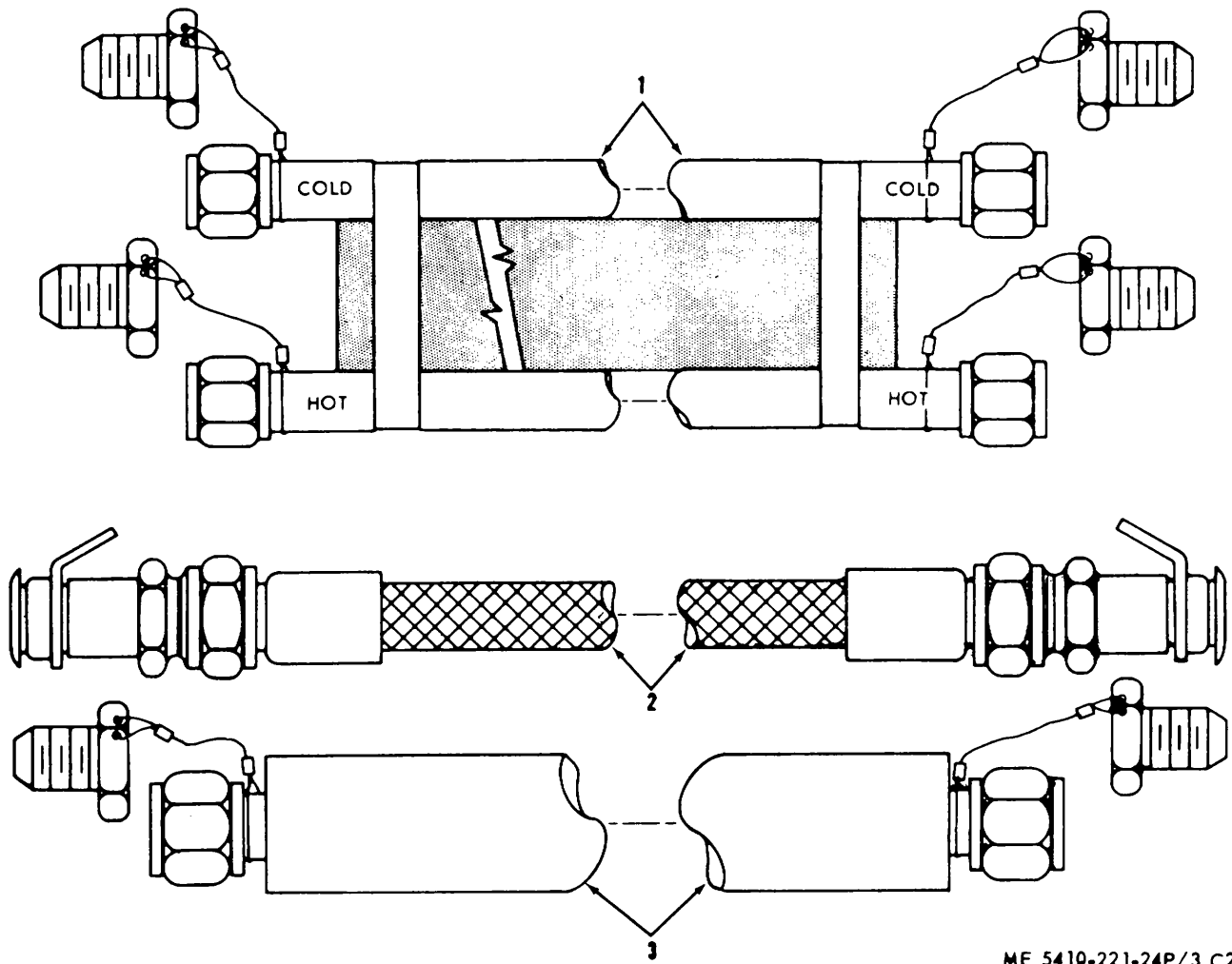
| Page | Line | Action | (1) Source maintenance and recoverability code | | | (2) Federal Stock No. | (3) Description | (4) Unit of issue pack | (5) Qty incorporated in unit | (6) Qty incorporated in unit | (7) 15-Day Organizational MAINTENANCE allowances | | | | (8) | |
|------|------|---|---|---|--|---|--------------------|---------------------------|---------------------------------|---------------------------------|---|--------------|---------------|----------------|------------|--------------------|
| | | | S o u r c e | M a i n t e n a n c e | R e c o v e r a b i l i t y | | | | | | 1 - 5 | 6 - 20 | 21 - 50 | 51 - 100 | Figure No. | Item or Symbol No. |
| 3 | 4 | Delete FSN in col 2, and change reference No. in col 3. | P2 | O | | Section III-REPAIR PARTS FOR ORGANIZATIONAL MAINTENANCE Group 02-EXTERNAL LINES TO SHELTER, HOSE ASSEMBLY, WATER, DUAL 889140-6 (26533) | | | | | | | | | | |
| | 8 | Delete FSN in col 2 and change reference No. in col 3. | P2 | O | | HOSE ASSEMBLY, WATER: Supply and drain 697193-9 (99193) | | | | | | | | | | |
| 8 | 10 | Add item after line 9. | P | O | | Group 06-S'HELTER ASSEMBLY WRENCH: Jack adjusting 50B-44 (65814) | EA | | 4 | * | * | 1 | 1 | | | |
| | 11 | Add item after line 10. | P | O | | PIN: Jack stowage ECO /-16S/B6 (09094) | EA | | 4 | * | * | 1 | 1 | | | |
| 12 | 8 | Add FSN in col 2. | | | 73.178-6784 | Group 07-REPAIR KIT CUP, MIXING 889351-61 (26533) | | | | | | | | | | |

| Page | Line | Action | (1) SMR code Index No. | (2) Federal Stock No. | (3) Reference No. & mfr. code | (4) Unit of issue | (5) Qty inc in unit pack | (6) Qty inc in unit | (7) 30-Day DS MAINTENANCE allowance | | | (8) 30-Day GS MAINTENANCE allowance | | | (9) 1-Yr alw per 100 equip cntgcy | (10) Illustration | |
|------|------|---|---------------------------|--------------------------|--|----------------------|-----------------------------|------------------------|--|--------------|---------------|--|--------------|---------------|--------------------------------------|----------------------|-----------------|
| | | | | | | | | | (a) 1-20 | (b) 21-50 | (c) 51-100 | (a) 1-20 | (b) 21-50 | (c) 51-100 | | (a) Fig No. | (b) Item No. |
| | | | | | | | | | | | | | | | | | |
| 19 | 12 | Delete P.S'N in col 2, and change reference No. in col 3. | P20 | | Section V-REPAIR PARTS FOR DS AND GS MAINTENANCE Group 02-EXTERNAL LINES TO SHELTER HOSE ASSEMBLY, WATER, DUAL 889140-6 (26533) | | | | | | | | | | | | |
| 20 | 4 | Delete FSN in col 2, and change reference No. in col 3. | P20 | | HOSE ASSEMBLY, WATER: Supply and drain 697193-9 (99193) | | | | | | | | | | | | |
| 27 | 6 | Add S'N in col 2. | PF | 5940-950-7784 | Group 03-ELECTRICAL SYSTEM TERMINAL, BOARD MS27212-2-6 (96906) | | | | | | | | | | | | |

| Page | Line | Action | (1) | (2) | (3) | | (4) | (5) | (6) | (7) 30-Day DS MAINTENANCE allowance | | | (8) 30-Day GS MAINTENANCE. allowance | | | (9) | (10) Illustration | |
|------|------|---|-----------------------------|----------------------|------------------------------|--|-------------------|---------------------|----------------------------------|---|-------------|--------------|--|-------------|--------------|---------------|-------------------------------|-------------------|
| | | | SMR code Index No. | Federal Stock No. | Reference No. & mfr. code | Description | Usable on code | Unit of issue | Qty inc in unit pack | Qty inc in unit | (a) 1-20 | (b) 21-50 | (c) 51-100 | (a) 1-20 | (b) 21-50 | (c) 51-100 | per 100 equip cntgcy | (a) Fig No. |
| 30 | 6 | Delete FSN in col 2, and change reference No. and Mfg. code in col 3. | PF | 5925-837-7944 | | Group 03-ELECTRICAL SYSTEM-Continued CIRCUIT BREAKER: No. 2 210-519-9107 (99193) | | | | | | | | | | | | |
| 33 | 7 | Change col 2. | PF | 5410-462-2290 | | CABLE, PHONE 59088B2000 (99193) | | | | | | | | | | | | |
| 52 | 4 | Add FSN in col 2. | PF | 5410-933-9387 | | STRAP: Cable identification MS17882-9 (96906) | | | | | | | | | | | | |
| 56 | 4 | Change col(s) 3 and 6. | X2F | | | Group 04-PLUMBING SYSTEM UNION, BULKHEAD AN832-J (91561) | EA | 4 | | | | | | | | | 32 | 12 |
| | 4A | Add new entry. | X2F | | | CAP 970668-1 (99193) | EA | 4 | | | | | | | | | 34 | 12A |
| | 4B | Add new entry. | X2F | | | WASHER AN-960-1216 (8804) | EA | 12 | | | | | | | | | 34 | 12B |
| | 12 | Delete FSN in col 2 and change col(s) 3 and 6. | X2F | 4730P92-9206 | | UNION, BULKHEAD AN832-16J (88044) | EA | 2 | | | | | | | | | 34 | 20 |
| | 12A | Add new entry. | X20 | | | CAP 970668-9 (99193) | EA | 4 | | | | | | | | | 34 | 20A |
| 59 | 1 | Ch col 2. | X20 | 5410-455-9319 | | Group 05-AIRLOCK ADAPTER BELLOWS, THREAD PLATE, PLENUM, PLENUM ADAPTER TIE DOWN UNIT ADAPTER: Air lock chamber 1-61130 (94534) | | | | | | | | | | | | |
| 64 | | Ch col 2. | PF | 5340-042-8682 | | Group 06-SHELTER ASSEMBLY NUT, BLIND: *** BN528-428-1-24 (73197) | | | | | | | | | | | | |
| 65 | 13A | Add item after line 13. | PO | | | WRENCH: Jack adjusting 50B-44 (65814) | EA | 4 | 1 | 1 | 2 | 1 | 1 | 2 | | | 24 | |
| | 14A | Add item after line 14. | PO | | | PIN: Jack stowage ECO 1/4-16S/B6 (09094) | EA | 4 | 1 | 1 | 2 | 1 | 1 | 2 | | | 24 | |
| 68 | 9 | Ch col 2. | PF | 5305-04-5300 | | SCREW, MACHINE: *** 88921647 (26533) | | | | | | | | | | | | |
| 69 | 2 | Add FSN in col 2. | MF | 5315-110-5582 | | PIN, HINGE MS20253P56600 (96906) *** | | | | | | | | | | | | |
| 71 | 6 | Ch col 2. | PF | 5.30544-5300 | | SCREW MACHINE: *** 889216-47 (26533) | | | | | | | | | | | | |

| Page | Line | Action | (1) SMR code Index No. | (2) Federal Stock No. | (3) Reference No. & Description mfr. code Usable on code | | (4) Unit of issue | (5) Qty inc in unit pack | (6) Qty inc in unit | (7) 30-Day DS MAINTENANCE allowance | | | (8) 30-Day GS MAINTENANCE. allowance | | | (9) 1-Yr alw per 100 equip cntgcy | (10) Illustration | |
|------|------|-------------------------|------------------------------------|-----------------------------|--|--|----------------------------|---|---------------------------------|---|-------|--------|--|-------|--------|---|----------------------|-------------|
| | | | | | | | | | | (a) | (b) | (c) | (a) | (b) | (c) | | (a) | (b) |
| | | | | | | | | | | 1-20 | 21-50 | 51-100 | 1-20 | 21-50 | 51-100 | | Fig No. | Item No. |
| 74 | 5 | Add FSN in col 2. | PF | 5310-110-5582 | Group 06-SHELTER ASSEMBLY-Continued PIN, HINGE | | | | | | | | | | | | | |
| | 11 | Add FSN in col 2. | F | 5305-931-2355 | MS20253P5-6600 (96906) *** SCREW, MACHINE: *** | | | | | | | | | | | | | |
| 75 | 10 | Add FSN in col 2. | F | 5305-931-2355 | K1812-1024-6 (80539) SCREW, CAP: *** | | | | | | | | | | | | | |
| 78 | 7 | Add FIN in col 2. | MF | 5315-110-5582 | K1812-1024-6 (80539) PIN, HINGE, 66 in. lg. | | | | | | | | | | | | | |
| | 12 | Add FSN in col 2. | F | 5305-931-2355 | MS20253P5-6 (96906) *** SCREW, MACHINE: *** | | | | | | | | | | | | | |
| 79 | 12 | Add FSN in col 2. | F | 5305-931-2355 | K1812-10024- (80539) SCREW, CAP *** | | | | | | | | | | | | | |
| 82 | 3 | Add FSN in col 2. | MF | 5315-110-5582 | K1812-1024-6 (80539) PIN: Hinge, 84.40 in. lg. | | | | | | | | | | | | | |
| 93 | 1 | Ch FSN in col 2. | PF | 5305-045300 | MS20253P58440 (96906) *** SCREW, CAPTIVE: *** | | | | | | | | | | | | | |
| 97 | | Ch Part No in col 3. | X2F | | 889216-47 (26533) FRAME, LEFT HAND | | | | | | | | | | | | | |
| 99 | 7 | Add FXN in col 2. | P2F | 5315-110-5582 | 889263-1 (26533) *** PIN: Hinge, 86.18 in. lg. | | | | | | | | | | | | | |
| 103 | 4 | Ch Part No in col 3. | X2F | | MS20253P5-8618 (96906) FRAME, BELLOWS, LEFT | | | | | | | | | | | | | |
| 108 | 8 | Ch col 3. | | | 889263-3 (26533) *** RUBBER SHEET, 1 ea, FSN 9320-4859848 | | | | | | | | | | | | | |
| | 10 | Ch col 3. | | | RUBBER SHEET, 2 ea, FSN 9320-45-9848 | | | | | | | | | | | | | |
| | 14 | Ch col 3. | | | RUBBER SHEET, 2 ea, FSN 9320-485-9848 | | | | | | | | | | | | | |
| | 16 | Ch col 3. | | | RUBBER SHEET, 2 ea, FSN 9320-485-9848 | | | | | | | | | | | | | |
| 109 | 3 | Ch col 3. | | | RUBBER SHEET, 2 ea, FSN 932085-9848 | | | | | | | | | | | | | |
| | 5 | Ch col 3. | | | RUBBER SHEET, 2 ea, FSN 9320-485-9848 | | | | | | | | | | | | | |
| | 11 | Ch col 3. | PF | 5340-282-3753 | HINGE, COVER | | | | | | | | | | | | | |
| 121 | 9 | Add FSN.in col 2. | PF | 5320-420-2163 | MS20257C4-1950 (96906) RIVET: Extrusion mtg | | | | | | | | | | | | | |
| 124 | 8 | Ch FSN in col 2. | PF | 5340-04-5270 | MILR24243-7A604F (81349) INSERT, SCREW *** | | | | | | | | | | | | | |
| 129 | 12 | Add FSN in col 2. | PO | 7350-178-6784 | SL601-12C (97393) Group 07-REPAIR KIT CUP, MIXING | | | | | | | | | | | | | |
| | | | | | 889351-59 (26533) | | | | | | | | | | | | | |

Page 134. Figure 3 is superseded as follows:



ME 5410-221-24P/3 C2

LEGEND TO PARTS, FIGURE 3

| REF NO. | FUNCT GROUP | ITEM NAME |
|---------|-------------|-----------|
| 1 | 02 | HOSE |
| 2 | 02 | HOSE AY |
| 3 | 02 | HOSE |

Figure 3. Vacuum and water hose.

Page 172. Figure 34 is superseded as follows:

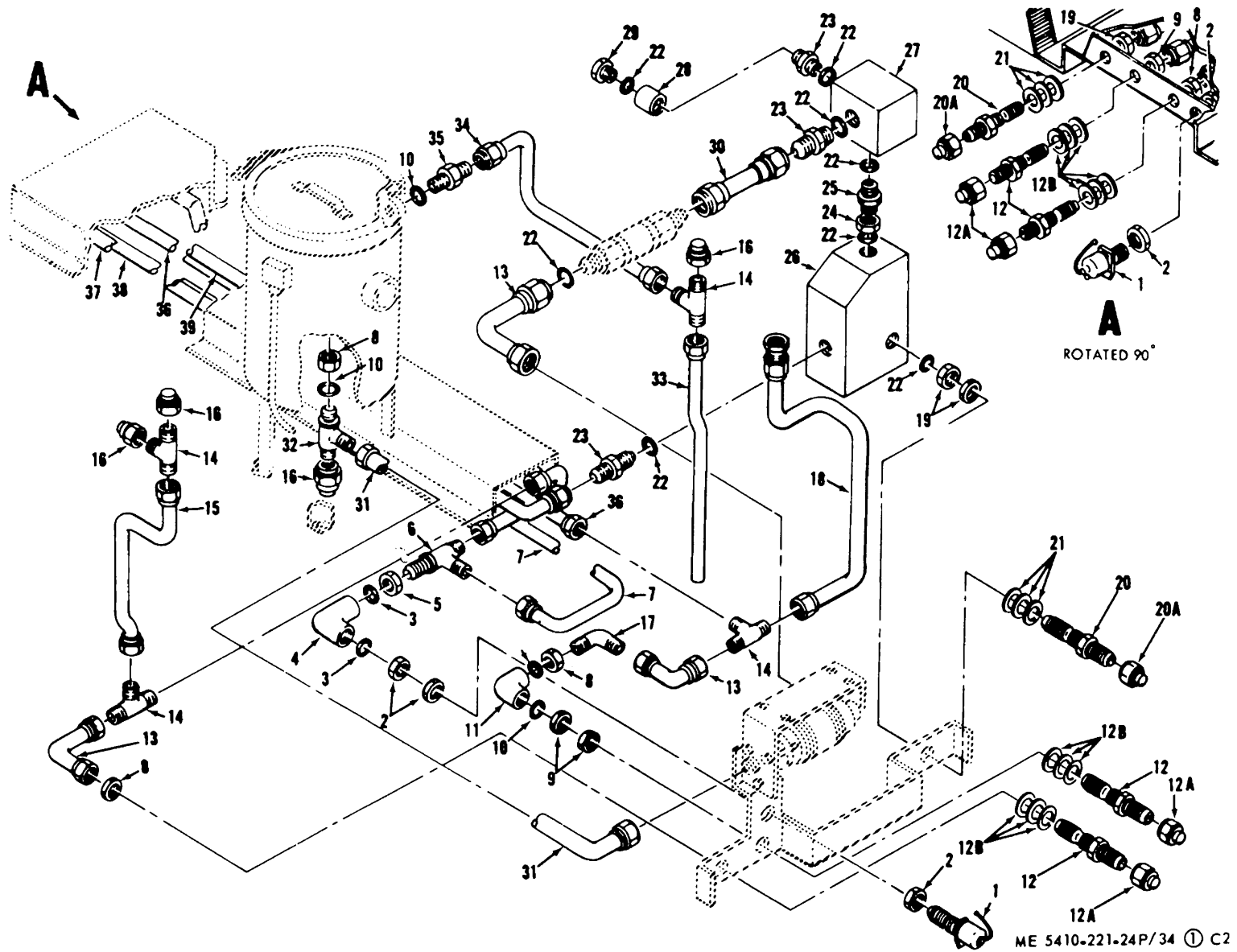


Figure 34. Plumbing system. (Sheet 1 of 2)

LEGEND TO PARTS, FIGURE 34

| REF NO. | FUNCT GROUP | ITEM NAME |
|---------|-------------|---------------|
| 1 | 04 | NIPPLE-CAP AY |
| 2 | 04 | NUT |
| 3 | 04 | PACKING |
| 4 | 04 | ELBOW |
| 5 | 04 | NUT |
| & | 04 | TEE |
| 7 | 04 | TUBE AY |
| 8 | 04 | NUT |
| 9 | 04 | NUT |
| 10 | 04 | PACKING |
| 11 | 04 | ELBOW |
| 12 | 04 | UNION |
| 12A | 04 | CAP |
| 12B | 04 | WASHER |
| 13 | 04 | TUBE AY |
| 14 | 04 | TEE |
| 15 | 04 | TUBE AY |
| 16 | 04 | CAP AY |
| 17 | 04 | ELBOW |
| 18 | 04 | TUBE AY |
| 19 | 04 | NUT |
| 20 | 04 | UNION |
| 20A | 04 | CAP |
| 21 | 04 | WASHER |
| 22 | 04 | PACKING |
| 23 | 04 | UNION |
| 24 | 04 | NUT |
| 25 | 04 | UNION |
| 26 | 04 | MANIFOLD |
| 27 | 04 | MANIFOLD |
| 28 | 04 | COUPLING |
| 29 | 04 | PLUG |
| 30 | 04 | TUBE AY |
| 31 | 04 | TUBE AY |
| 32 | 04 | TEE |
| 33 | 04 | TUBE AY |
| 34 | 04 | TUBE AY |
| 35 | 04 | UNION |
| 36 | 04 | TUBE AY |
| 37 | 04 | TUBE AY |
| 38 | 04 | TUBE AY |
| 39 | 04 | TUBE AY |
| 40 | 04 | PLUG |

ME 5410.221.24P/34 0 C2

Figure 34. Plumbing system. (Sheet 2 of 2)

By Order of the Secretary of the Army:

Official:
VERNE L. BOWERS,
Major General, United States Army,
The Adjutant General.

W. C. WESTMORELAND,
General, United States Army,
Chief of Staff.

Distribution:

To be distributed in accordance with DA Form 12-25, Section I (qty rqr Block No. 278), Organizational maintenance requirements for Equipment: Tents.

| (1) SMR CODE | (2) FEDERAL STOCK NUMBER | (3) DESCRIPTION | | (4) UNIT OF ISSUE | (5) QTY INC IN UNIT PACK | (6) QTY INC IN UNIT | (7) 15-DAY ORGANIZATIONAL MAINTENANCE ALW | | | | (8) ILLUS- TRATION | |
|---------------------------|-----------------------------------|---|--|----------------------------|---|---------------------------------|---|-------------|--------------|---------------|--------------------------|-------------|
| | | | | | | | (a) 1-5 | (b) 6-20 | (c) 21-50 | (d) 51-100 | (a) | (b) |
| | | | | | | | | | | | FIG NO. | ITEM NO. |
| REFERENCE NO. & MFR. CODE | | USABLE ON CODE | | | | | | | | | | |
| P 0 | 5410-022-2671 | JACK ASSEMBLY: FOLDING FLOOR 889296-1 (26533) | | EA | | 4 | * | * | * | 2 | 47 | 7 |
| O | | SCREW, MACHINE, PHILLIPS HEAD: PLATE MTG MS24693-300 (96906) | | EA | | 16 | | | | | 48 | 1 |
| X20 | | PLATE, MOUNTING: JACK 889233-1 (26533) | | EA | | 4 | | | | | 48 | 2 |
| X20 | | BLOCK, SPACER 889237-1 (26533) | | EA | | 4 | | | | | 48 | 3 |
| P 0 | 5305-724-6794 | SETSCREW: BLOCK MS51964-48 (96906) | | EA | | 4 | * | * | * | 2 | 48 | 4 |
| X20 | | NUT, STOP: SETSCREW ZSD12-114-1 (26533) | | EA | | 4 | | | | | 48 | 5 |
| P 0 | 5340-101-8581 | PIN, STRAIGHT HEADED: JACK BLDS6-3OL12 (84256) | | EA | | 4 | * | * | * | * | 48 | 6 |
| X20 | | BLOCK, RETAINING 889235-1 (26533) | | EA | | 4 | | | | | 48 | 7 |
| X20 | | JACK ASSEMBLY FOLDING FLOOR 889234-1 (265331) | | EA | | 4 | | | | | 48 | 8 |
| P O | 5320-097-6520 | RIVET: DOOR STOP KTG MILR24243-6A50SH (81349) | | EA | | 4 | * | * | * | 2 | 50 | 1 |
| P 0 | 5340-044-5235 | STOP, DOOR BW871-4 (28419) | | EA | | 1 | * | * | 2 | 2 | 50 | 2 |
| O | | SCREW, MACHINE: GROUND ROD MTG MS35225-30 (96906) | | EA | | 2 | | | | | 50 | 6 |
| 0 | 5310-167-0816 | WASHER, LOCK: CROUND ROD NTG AN96- 6 (88044) | | EA | | 2 | | | | | 50 | 7 |
| X20 | | ROD, GROUND 889340-1 (26533) | | EA | | 1 | | | | | 50 | 8 |

| (1) SMR CODE | (2) FEDERAL STOCK NUMBER | (3) DESCRIPTION | | (4) UNIT OF ISSUE | (5) QTY INC IN UNIT PACK | (6) QTY INC IN UNIT | (7) 15-DAY ORGANIZATIONAL MAINTENANCE ALW | | | | (8) ILLUS- TRATION | |
|--------------------|-----------------------------------|--|--|----------------------------|---|---------------------------------|---|-------------|--------------|---------------|--------------------------|--------------------|
| | | | | | | | (a) 1-5 | (b) 6-20 | (c) 21-50 | (d) 51-100 | (a) FIG NO. | (b) ITEM NO. |
| | | | | | | | | | | | | |
| P O | 5320-97-6520 | RIVET: DOOR STOP MTO MILR24243-6A505H (81349) | | EA | | 4 | REF | REF | REF | REF | 53 | 3 |
| P O | 5340-044-5235 | STOP DOOR BW871-4 (28419) | | EA | | 1 | REF | REF | REF | REF | 53 | 4 |
| O | | SCREW, MACHINE: GROUND ROD MTG MS35225-30 (96906) | | EA | | 2 | | | | | 53 | 14 |
| O | 5310-167-0816 | WASHER, FLAT: GROUND ROD MTO AN960-6 (8804 4) | | EA | | 2 | | | | | 53 | 15 |
| X20 | | ROD, GROUND 889340-1 (26533) | | EA | | 1 | | | | | 53 | 16 |
| P O | 5320-097-6520 | RIVET: DOOR STOP MTQ MILR24243-6A505H (81349) | | EA | | 4 | REF | REF | REF | REF | 58 | 8 |
| P O | 5340-044-5235 | STOP, DOOR BW871-4 (28419) | | EA | | 1 | REF | REF | REF | REF | 58 | 9 |

| (1) SMR CODE | (2) FEDERAL STOCK NUMBER | (3) DESCRIPTION | | (4) UNIT OF ISSUE | (5) QTY INC IN UNIT PACK | (6) QTY INC IN UNIT | (7) 15-DAY ORGANIZATIONAL MAINTENANCE ALW | | | | (8) ILLUS- TRATION | |
|--------------------|-----------------------------------|--|--|----------------------------|---|---------------------------------|---|-------------|--------------|---------------|--------------------------|--------------------|
| | | | | | | | (a) 1-5 | (b) 6-20 | (c) 21-50 | (d) 51-100 | (a) FIG NO. | (b) ITEM NO. |
| | | | | | | | | | | | | |
| P 0 | 5305-103-6665 | SCREW, MACHINE: CABLE SPACER MTG 12705K8c85 (80539) | | EA | | 2 | * | * | * | * | 73 | 10 |
| | | GROUP 07 - REPAIR KIT | | | | | | | | | | |
| P20 | 5410-762-9137 | REPAIR KIT ASSEMBLY, SHELTER 889351-1 (26533) | | EA | | 1 | * | * | * | * | 81 | |
| P 0 | 9320-103-2473 | CORE, 2.90 IN. THICK 889351-25 (26533) | | EA | | 1 | * | * | 2 | 2 | 81 | 1 |
| P 0 | 9320-103-2472 | CORE, 1.92 IN. THICK 889351-23 (26533) | | EA | | 1 | * | * | 2 | 2 | 81 | 2 |
| P O | | PHENOLIC, 12 X 2.00 X 12.0, MIL SPEC L-P-00513 TYPE PB6 889351-27 (26533) | | EA | | 2 | * | * | 2 | 2 | 81 | 3 |
| P O | | PHENOLIC, 12 X 3.00 X 120.0, MIL SPEC L-P-00513 TYPE PB6 889351-29 (26533) | | EA | | 2 | * | * | 2 | 2 | 81 | 4 |
| P 0 | 7220-102-4006 | FACING, 3.0 X 18.00 X .050 889351-33 (26533) | | EA | | 8 | * | * | * | * | 81 | 5 |
| P 0 | 7220-102-4007 | FACING, 15.0 X 15.0 X .050 889351-31 (26533) | | EA | | 3 | (| * | * | * | 81 | 6 |
| P 0 | 7220-102-4005 | FLOORING, 24 IN. X 24 IN., VELSTAT 889351-35 (17325) | | EA | | 1 | 2 | 4 | 8 | 15 | 81 | 7 |
| P 0 | 5330-105-8666 | SEAL, 6 FT LG, ZSD-113-116 889351-37 (26533) | | EA | | 1 | * | 2 | 2 | 2 | 81 | 8 |
| P 0 | 5330-106-2905 | SEAL, 6 FT LG, ZSD-13-122 889351-39 (26533) | | EA | | 1 | * | 2 | 2 | 4 | 81 | 9 |
| P 0 | 5330-1058667 | SEAL, 6 FT LG, ZSD-13-124 889351-41 (26533) | | EA | | 1 | * | 2 | 2 | 4 | 81 | 10 |
| P 0 | 5330-o105-6886 | SEAL, 6 FT LG, ZSD-13-125 889351-43 (26533) | | EA | | 1 | * | 2 | 2 | 2 | 81 | 11 |

| (1) SMR CODE | (2) FEDERAL STOCK NUMBER | (3) DESCRIPTION | | (4) UNIT OF ISSUE | (5) QTY INC IN UNIT PACK | (6) QTY INC IN UNIT | (7) 15-DAY ORGANIZATIONAL MAINTENANCE ALW | | | | (8) ILLUS- TRATION | |
|--------------------|-----------------------------------|---|--|----------------------------|---|---------------------------------|---|-------------|--------------|---------------|--------------------------|--------------------|
| | | | | | | | (a) 1-5 | (b) 6-20 | (c) 21-50 | (d) 51-100 | (a) FIG NO. | (b) ITEM NO. |
| | | | | | | | | | | | | |
| P 0 | 5330-105-6885 | SEAL, 6 FT LG, ZS0-13-126 889351-415 (26533) | | EA | | 1 | * | 2 | 2 | 2 | 81 | 12 |
| P 0 | 5330O106-0531 | SEAL, 6 FT LG, ZSD-13-127 889351-47 (26533) | | EA | | 1 | 2 | 3 | 6 | 12 | 81 | 13 |
| P O | | SEAL, 6.0 X 6.0 X .50 IN. THICK, TAPE, POLYURETHANE, FOAM, 100 FT, CHARCOAL 889351-49 (26533) | | EA | | 1 | * | * | 2 | 2 | 81 | 14 |
| P O | 9320-285-1980 | SEAL, .06 X .50 X 4.00 FT LG, NEOPRENE, MIL-R-6855, CLASS 2, GROUP 4 889351-51 (26533) | | EA | | 1 | * | 2 | 2 | 4 | 81 | 15 |
| P 0 | 5330-141-2351 | SEAL, .75 X .75 X 4.0000 FT LG, SILICONE RUBBER, AMS3195 889351-53 (26533) | | EA | | 1 | * | * | 2 | 2 | 81 | 16 |
| P 0 | | TAPE, MYLAR, 2.00 IN,WIDE 889351-55 (17325) | | RL | | 1 | * | * | 2 | 2 | 81 | 17 |
| P 0 | 5350-584-4653 | EMERY CLOTH, 9 X 11 SHEETS 889351-57 (26533) | | EA | | 6 | * | * | 2 | 2 | 81 | 18 |
| P 0 | | CUP, MIXING 889351-59 (26533) | | EA | | 12 | * | 2 | 2 | 2 | 81 | 19 |
| X20 | | PADOLE, MIXING 889351-61 (26533) | | EA | | 12 | | | | | 81 | 20 |
| P 0 | 5320-932-1972 | RIVET MILR24243-6A402H (81349) | | EA | | 200 | REF | REF | REF | REF | 81 | 21 |
| P 0 | 5320-874-4477 | RIVET MILR24243-7A402H (81349) | | EA | | 200 | REF | REF | REF | REF | 81 | 22 |
| O | | SCREW, MACHINE MS21207-8-6 (96906) | | EA | | 200 | | | | | 81 | 23 |
| P 0 | 5120-101-7149 | RIVETER, HAND PRG402-8 (07707) | | EA | | 1 | * | * | * | 2 | 81 | 24 |

| (1) SMR CODE | (2) FEDERAL STOCK NUMBER | (3) DESCRIPTION | | (4) UNIT OF ISSUE | (5) QTY INC IN UNIT PACK | (6) QTY INC IN UNIT | (7) 15-DAY ORGANIZATIONAL MAINTENANCE ALW | | | | (8) ILLUS- TRATION | |
|---------------------------|-----------------------------------|--|--|----------------------------|---|---------------------------------|---|-----|-----|-----|--------------------------|--------------------|
| | | | | | | | (a) | (b) | (c) | (d) | (a) FIG NO. | (b) ITEM NO. |
| | | | | | | | | | | | | |
| REFERENCE NO. & MFR. CODE | | USABLE ON CODE | | | | | | | | | | |
| P O | 5120-109-5384 | NOSE PIECE, HAND RIVETER PRN314 (07707) | | EA | | 1 | * | * | * | 2 | 81 | 25 |
| P | 80040-027-7988 | ADHESIVE: FOR FLOORING 1705A-1 (17325) | | PT | | 1 | 2 | 1 | 8 | 15 | 81 | 26 |
| P O | 8040o-027-041 | ADHESIVE, HARDNER Z100A (26533) | | QT | | 2 | * | * | * | 2 | 81 | 27 |
| P O | | ADHESIVE, RESIN Z100B (26533) | | QT | | 2 | * | * | * | 2 | 81 | 28 |
| X1 | | BAG, COTTON 3X4 (26533) | | EA | | 1 | | | | | 81 | 29 |
| P O | 8010-054-1834 | ENAMEL, GREEN, INTERIOR WALL H79GP6-V66KP17 (15210) | | GL | | 1 | * | * | 2 | 2 | | |
| P O | 8010-054-1823 | ENAMEL, GREEN, INTERIOR CEILING H79GP5-B66KP 17 (15210) | | GL | | 1 | * | * | 2 | 2 | | |
| P O | 8010-O69-1266 | ENAMEL, O.D. LUSTERLESS TTE527COLOR3087 (81348) | | GL | | 1 | * | * | 2 | 2 | | |
| P O | | PAINT, STENCIL, WHITE TTE527COLOR3787 (81348) | | QT | | 1 | * | * | * | * | | |
| P O | | PAINT, STENCIL, BLACK TTE527COLOR37038 (81348) | | QT | | 1 | * | * | * | * | | |
| P O | 8010-472-5512 | PAINT, STENCIL, RED TTE527COLOR31136 (81348) | | QT | | 1 | * | * | * | * | | |

| (1) SMR CODE | (2) FEDERAL STOCK NUMBER | (3) DESCRIPTION REFERENCE NO. & MFR. CODE USABLE ON CODE | | (4) UNIT OF ISSUE | (5) QTY INC IN UNIT PACK | (6) QTY INC IN UNIT | (7) 30-DAY DS MAINT ALLOWANCE | | | (8) ILLUS- 30-DAY GS MAINT ALLOWANCE | | | (9) 1-YR ALW PER 100 EQUIP CNTGCTY | (10) ILLUS- TRATION | |
|--------------------|-----------------------------------|--|--|----------------------------|--------------------------------------|---------------------------------|--|-------|--------|--|-------|--------|--|---------------------------|--------------------|
| | | | | | | | (a) | (b) | (c) | (a) | (b) | (c) | | (a) FIG NO. | (b) ITEM NO. |
| | | | | | | | 1-20 | 21-50 | 51-100 | 1-20 | 21-50 | 51-100 | | | |
| | | SECTION V - REPAIR PARTS FOR DS AND GS MAINTENANCE | | | | | | | | | | | | | |
| | | GROUP 01 - AIRLOCK CHAMBER | | | | | | | | | | | | | |
| P20 | 5410-863-8593 | CHAMBER, AIRLOCK 380300-1 (70167) | | EA | 1 | * | * | * | * | * | * | 5 | 1 | | |
| X1 | | CHAMBER ASSEMBLY, AIRLOCK 380301-1 (70167) | | EA | 1 | | | | | | | | | | |
| MFO | | ROPE, BODY TIE DOWN: UPPER AND FRONT PANEL 380301-36 (70167) MANUFACTURE FROM: ROPE, FSN 4020-202-1345, 5/16 IN. DIA, AS REQUIRED | | EA | 8 | | | | | | | | 1 | 1 | |
| MFO | | ROPE, BODY TIE DOWN: LOWER 380301-29 (70167) MANUFACTURE FROM: ROPE, 5/16 IN. DIA, AS REQUIRED FSN 4020-202-1345 | | EA | 6 | | | | | | | | 1 | 2 | |
| P 0 | 8340-205-2759 | SLIP, TENT LINE 889452-1 (70167) | | EA | 14 | 2 | 2 | 2 | 2 | 2 | 2 | 24 | 1 | 3 | |
| P 0 | 51010-869-5156 | BOW ASSEMBLY, AIRLOCK SUPPORT 380301-18 (70167) | | EA | 3 | * | * | 2 | * | * | 2 | 11 | 1 | 4 | |
| 0 | 5305-836-8476 | SCREW, TAPPING: GUY LINE BRACKET, No. 10-32 THD SIZE, 1/2 IN. LG MS24621-43 (96906) | | EA | 4 | | | | | | | | 1 | 5 | |
| P20 | 5340-085-2953 | BRACKET, GUY LINE 380301-30 (o70167) | | EA | 12 | * | * | * | * | * | * | 5 | 1 | 6 | |
| P 0 | 5315-215-4419 | PIN, RETAINING: LANYARD 1-4-i1C (09094) | | EA | 1 | * | * | 2 | * | * | 2 | 5 | 1 | 7 | |
| P 0 | 5340-042-8735 | RING, LANYARD PIN R2 (09094) | | EA | 1 | * | * | 2 | * | * | 2 | 11 | 1 | 8 | |
| 0 | 5320-117-6951 | RIVET: LANYARD MTG, 1/8 IN. DIA, 3/8 IN. LG MS20470A6-20 (96906) | | EA | 1 | | | | | | | | | | |

| (1) SMR CODE | (2) FEDERAL STOCK NUMBER | (3) DESCRIPTION REFERENCE NO. & MFR. CODE USABLE ON CODE | | (4) UNIT OF ISSUE | (5) QTY INC IN UNIT PACK | (6) QTY INC IN UNIT | (7) 30-DAY DS MAINT ALLOWANCE | | | (8) ILLUS- 30-DAY GS MAINT ALLOWANCE | | | (9) 1-YR ALW PER 100 EQUIP CNTG CY | (10) ILLUS- TRATION | |
|--------------------|-----------------------------------|--|--|----------------------------|--------------------------------------|---------------------------------|--|-------|--------|--|-------|--------|---|---------------------------|--------------------|
| | | | | | | | (a) | (b) | (c) | (a) | (b) | (c) | | (a) FIG NO. | (b) ITEM NO. |
| | | | | | | | 1-20 | 21-50 | 51-100 | 1-20 | 21-50 | 51-100 | | | |
| 00 | 5410-085-2120 | LANYARD, BO A6 (09094) | | EA | | 1 | * | * | * | * | * | 5 | 1 | 10 | |
| P O | 5410-869-5158 | BOW SUPPORT 380301-20 (701067) | | EA | | 1 | * | * | 2 | * | * | 2 | 11 | 1 | 11 |
| P O | 541;0-869-5157 | BOW: AIRLOCK SUPPORT 380301-19 (70167) | | EA | | 6 | * | * | 2 | * | * | 2 | 11 | 1 | 12 |
| 0 | 5310-543-4971 | NUT, PLAIN HEXAGON: TIE DOWN EYEBOLT NTG AN335B4 (88044) | | EA | | 2 | | | | | | | | 1 | 13 |
| O | 5306-081-6404 | EYEBOLT: T E DOWN 380301-31 (7G167) | | EA | | 2 | * | * | 2 | * | * | 2 | 11 | 1 | 14 |
| X20 | | CURTAIN ASSEMBLY, BLACKOUT 694491-1 (70167) | | EA | | 2 | | | | | | | | 1 | 15 |
| X1 | | BODY ASSEMBLY, AIRLOCK 380301-17 (70167) | | EA | | 1 | | | | | | | | 1 | 16 |
| MFO | | SNAP ASSEMBLY, BOW HOLDING 380301-34 (70167) MANUFACTURE FROM: PATCH (70167) M11426, 3 1/2 IN. DIA WEBBING, 1 IN. WIDE, 3 IN. LG, OD LW4088, TYPE 2 WEBBING 1 IN. WIDE, 3 1/4 IN. LCG, OD LW4008, TYPE 2 SNAP MALE, CONSISTING OF AN227-568 AND AN227-57B SNAP FEMALE, CONSISTING OF AN227-62B AND AN227-63B | | EA | | 33 | | | | | | | | 1 | 17 |
| MFO | | PATCH ASSEMBLY, LIGHT AND FIXTURE 380301-9 (70167) MANUFACTURE FROM: PATCH, 3 IN. DIA (70167) M11427 WEBBING, 9/16 IN. WIDE, 4 IN. LG, WHITE MILW4C, TYPE 1 | | EA | | 8 | | | | | | | | 1 | 18 |

| (1) SMR CODE | (2) FEDERAL STOCK NUMBER | (3) DESCRIPTION REFERENCE NO. & MFR. CODE USABLE ON CODE | | (4) UNIT OF ISSUE | (5) QTY INC IN UNIT PACK | (6) QTY INC IN UNIT | (7) 30-DAY DS MAINT ALLOWANCE | | | (8) ILLUS- 30-DAY GS MAINT ALLOWANCE | | | (9) 1-YR ALW PER 100 EQUIP CNTGCTY | (10) ILLUS- TRATION | | |
|--------------------|-----------------------------------|--|----|----------------------------|--------------------------------------|---------------------------------|--|-------|--------|--|-------|--------|--|---------------------------|--------------------|----|
| | | | | | | | (a) | (b) | (c) | (a) | (b) | (c) | | (a) FIG NO. | (b) ITEM NO. | |
| | | | | | | | 1-20 | 21-50 | 51-100 | 1-20 | 21-50 | 51-100 | | | | |
| MFO | | SNAP MALE, CONSISTING OF AN227-568 AND AN227-578 THREAD OG, SIZE FF, FSN 8310-988-1301 | | | | | | | | | | | | | | |
| MFO | | SNAP FEMALE, CONSISTING OF AN227-628 AND AN227-63B THREAD OG, SIZE FF, FSN 8310-988-1301 | | | | | | | | | | | | | | |
| MFO | | PATCH ASSEMBLY, TIE 380301-26 (70167) MANUFACTURE FROM: PATCH, 4 IN. OIA, (70167) M1 1427 WEBBING, 9/16 IN. WIDE, 5 IN. LC, OG MILW4088, TYPE 2 THREAD OG, SIZE FF, FSN 8310-988-1301 | EA | | 5 | | | | | | | | | 1 | | 19 |
| MFO | | CORD 380301-38 (70167) MANUFACTURE FROM: CORD, OD COLOR, 16 IN. FSN 4020-262-2019 | EA | | 5 | | | | | | | | | 1 | | 20 |
| MFO | | PATCH ASSEMBLY ELECTRICAL 380301-28 (70167) MANUFACTURE FROM: FASTENER, HOOK, 5/8 IN. WIDE, BLACK, MILF21840, TYPE 2 FASTENER, PILE, 5/8 IN. WIDE, BLACK, MILF21840 PATCH, 4 IN. X 4 1/2 IN., (70167) M11433 COVER, FLAP, 4 3/4 IN. x 5 IN., (70167) M11433 THREAD, OG, SIZE FF, FSN 8310-988&1301 | EA | | 2 | | | | | | | | | 1 | | 21 |
| MFO | | PATCH ASSEMBLY, TENT PIN 380301-40 (70167) MANUFACTURE FROM: WEBBINGJ 1 23/32 IN. W, 11 IN. LC, 00D, MILW4088, TYPE 7 | EA | | 8 | | | | | | | | | 1 | | 22 |

| (1) SMR CODE | (2) FEDERAL STOCK NUMBER | (3) DESCRIPTION REFERENCE NO. & MFR. CODE USABLE ON CODE | | (4) UNIT OF ISSUE | (5) QTY INC IN UNIT PACK | (6) QTY INC IN UNIT | (7) 30-DAY DS MAINT ALLOWANCE | | | (8) ILLUS- 30-DAY GS MAINT ALLOWANCE | | | (9) 1-YR ALW PER 100 EQUIP CNTG CY | (10) ILLUS- TRATION | |
|--------------------|-----------------------------------|---|--|----------------------------|--------------------------------------|---------------------------------|--|-------|--------|--|-------|--------|---|---------------------------|--------------------|
| | | | | | | | (a) | (b) | (c) | (a) | (b) | (c) | | (a) FIG NO. | (b) ITEM NO. |
| | | | | | | | 1-20 | 21-50 | 51-100 | 1-20 | 21-50 | 51-100 | | | |
| P F | 5325-082-5181 | PATCH, 8 IN. DIA, (70167) M11426 | | EA | 2 | * | * | 2 | * | * | 2 | 11 | 1 | 23 | |
| MFO | | PATCH, 5 IN. DIA, (70167) M11426 | | | | | | | | | | | | | |
| MFO | | GROMMET, BRASS, CADMIUM PLATED, FSN 5325-297-5131 ZIPPER, SLIDER HALF 696721-2 (70167) | | | | | | | | | | | | | |
| MFO | 5325-264-0823 | APRON: UNDER AIRLOCK 380301-2 (70167) MANUFACTURE FROM: CLOTH, DIMENSION AFTER FABRICATION IS 18 3/4 IN. X 11 FT 5 IN., (70167) M11434 THREAD, OG, size FF, FSN 8310-988-1301 | | EA | 2 | * | * | 2 | * | * | 2 | 11 | 1 | 24 | |
| MFO | | APRON: UNDER AIRLOCK 380301-5 (70167) MANUFACTURE FROM: CLOTH DIMENSION AFTER FABRICATION IS 18 3/4 IN. X 8 FT, 5 IN., (70167) M11434 THREAD, OG, SIZE FF, FSN 8310-88-1301 | | EA | 1 | | | | | | | | 1 | 25 | |
| X20 | | PANEL ASSEMBLY, END: AIRLOCK CHAMBER 380301-10 (70167) | | EA | 1 | | | | | | | | | 1 | 26 |
| P F | 5325-264-0823 | ZIPPER: 270 I N. LG, SI ZE 10, 1 3/8 IN. W, TAPE OD, TABLE III OF Y-F-106 698720-2 (70167) | | EA | 1 | * | 2 | 2 | * | 2 | 2 | 22 | 1 | 27 | |
| M F | | TAPE, REINFORCING: DOOR TO PANEL, 3 IN. WIDE 380301-12 (99193) MANUFACTURE FROM: CLOTH, (70167) M11427 | | FT | V | | | | | | | | 1 | 28 | |
| P2F | | DOOR ASSEMBLY: w/o ANTI-BACK ORAFT VALVE 10102 (31404) | | EA | 1 | * | * | * | * | * | * | 5 | 1 | 29 | |
| P2F | 5410-869-5159 | DOOR ASSEMBLY: W/ANTI-BACK DRAFT VALVE 10101 (31404) | | EA | 1 | * | * | * | * | * | * | 5 | 1 | 30 | |
| P2F | 5410-863-8588 | DOOR ASSEMBLY, END PANEL: W/FRA E1 (31404) | | EA | 1 | * | * | * | * | * | * | 5 | 1 | 31 | |

| (1) SMR CODE | (2) FEDERAL STOCK NUMBER | (3) DESCRIPTION REFERENCE NO. & MFR. CODE USABLE ON CODE | | (4) UNIT OF ISSUE | (5) QTY INC IN UNIT PACK | (6) QTY INC IN UNIT | (7) 30-DAY DS MAINT ALLOWANCE | | | (8) ILLUS- 30-DAY GS MAINT ALLOWANCE | | | (9) 1-YR ALW PER 100 EQUIP CNTG CY | (10) ILLUS- TRATION | |
|--------------------|-----------------------------------|---|--|----------------------------|--------------------------------------|---------------------------------|--|-------|--------|--|-------|--------|---|---------------------------|--------------------|
| | | | | | | | (a) | (b) | (c) | (a) | (b) | (c) | | (a) FIG NO. | (b) ITEM NO. |
| | | | | | | | 1-20 | 21-50 | 51-100 | 1-20 | 21-50 | 51-100 | | | |
| F | 5305-990-6444 | SCREW, TAPPING, THREAD FORMING: VALVE HOUSING NTG, No. 10-32 THO SIZE, 3/8 IN. LG MS35207-261 (96906) | | EA | | 10 | | | | | | | | 1 | 32 |
| F | 5310-551-6308 | WASHER, LOCK: ANTI-BACK DRAFT VALVE NTG, 1/4 IN. SCREW SIZE MS35339-43 (96906) | | EA | | 10 | | | | | | | | 1 | 33 |
| X2F | | VALVE ASSEMBLY: ANTI-BACK DRAFT 697281-1 (99193) | | EA | | 1 | | | | | | | | 1 | 34 |
| F | 5315-839-2325 | PIN, COTTER: HINGE PIN, 5/32 IN. DIA, 3/4 IN. LG MS24665-1 32 (96906) | | EA | | 2 | | | | | | | | 2 | 1 |
| F | 5310-167-0816 | WASHER FLAT: HINGE PIN, No. 6 SCREW SIZE AN960-6 (88044) | | EA | | 4 | | | | | | | | 2 | 2 |
| F | 5315-812-3775 | PIN, STRAIGHT, HEADED: HINGE PIN MS20392-1 C25 (96906) | | EA | | 2 | | | | | | | | 2 | 3 |
| X2F | | DAMPER ASSEMBLY: ANTI-BACK DRAFT 697283-1 (99193) | | EA | | 1 | | | | | | | | 2 | 4 |
| F | 5320-718-7721 | RIVET: HINGE, 1/8 IN. DIA, 3/8 IN. LG MS20426AD4-6 (96906) | | EA | | 4 | | | | | | | | 2 | 5 |
| P2F | 5340-022-3169 | HINGE, DAMPER, RIGHT HAND 697283-13 (99193) | | EA | | 1 | * | * | * | * | * | * | 5 | 2 | 6 |
| P2F | 5340-022-3172 | HINGE, DAMPER, LEFT HAND 697283-15 (99193) | | EA | | 1 | * | * | * | * | * | * | 5 | 2 | 7 |
| F | 5320-117-6953 | RIVET: HINGE, 1/8 IN. DIA, 1/2 IN. LC MS20426AD4-8 (96906) | | EA | | 2 | | | | | | | | 2 | 8 |
| X2F | | SUPPORT, DAMPER 697283-17 (99193) | | EA | | 1 | | | | | | | | 2 | 9 |
| F | 5310-65-2651 | NUT, PLAIN, HEXAGON: COUNTERWEIGHT, 1/4-28 THO SIZE MS25082-4 (96906) | | EA | | 2 | | | | | | | | 2 | 10 |
| F | 5305-719-5121 | SCREW, MACHINE: COUNTERWEIGHT HTG, 1/4-28 THD SIZE, 1 1/2 IN. LG MS51960-86 (96906) | | EA | | 1 | | | | | | | | 2 | 11 |

| (1) SMR CODE | (2) FEDERAL STOCK NUMBER | (3) DESCRIPTION REFERENCE NO. & MFR. CODE USABLE ON CODE | | (4) UNIT OF ISSUE | (5) QTY INC IN UNIT PACK | (6) QTY INC IN UNIT | (7) 30-DAY DS MAINT ALLOWANCE | | | (8) ILLUS- 30-DAY GS MAINT ALLOWANCE | | | (9) 1-YR ALW PER 100 EQUIP CNTGCTY | (10) ILLUS- TRATION | |
|--------------------|-----------------------------------|---|--|----------------------------|--------------------------------------|---------------------------------|--|-------|--------|--|-------|--------|--|---------------------------|--------------------|
| | | | | | | | (a) | (b) | (c) | (a) | (b) | (c) | | (a) FIG NO. | (b) ITEM NO. |
| | | | | | | | 1-20 | 21-50 | 51-100 | 1-20 | 21-50 | 51-100 | | | |
| X2F | | | COUNTERWEIGHT, ANTI-BACK DRAFT VALVE 697284-1 (99193) | EA | | 1 | | | | | | | | 2 | 12 |
| X2F | | | GRILLE ASSEMBLY, ANTI-BACK DRAFT VALVE 697285-1 (99193) | EA | | 1 | | | | | | | | 2 | 13 |
| X1 | | | HOUSING ASSEMBLY, ANTI-BACK DRAFT VALVE 697282-1 (99193) | EA | | 1 | | | | | | | | 2 | 14 |
| M F | | | GASKET, ANIT-BACK DRAFT VALVE 697282-29 (99193) MANUFACTURE FROM: RUBBER SHEET, (81343) AMS3302 | EA | | 2 | | | | | | | | 2 | 15 |
| M F | | | GASKET, ANT-I-BACK DRAFT VALVE 697282-25 (99193) MANUFACTURE FROM: RUBBER SHEET, FSN 5330-141-2351 | EA | | 4 | | | | | | | | 2 | 16 |
| M F | | | GASKET, DAMPER 697282-27 (99193) MANUFACTURE FROM: RUBBER SHEET, (81343) AMS3302 | EA | | 2 | | | | | | | | 2 | 17 |
| F | 5320-718-7721 | | RIVET: HINGE, 1/8 IN. DIA, 3/8 IN. LG MS20426AD4-6 (96o906) | EA | | 4 | | | | | | | | 2 | 18 |
| X2F | | | HINGE, DAMPER 697282-23 (99193) | EA | | 2 | | | | | | | | 2 | 19 |
| P 0 | 4030-972-2670 | | ANCHOR: AIR LOCK CHAMBER, W/CABLE 698607-1 (70167) | EA | | 6 | * | * | 2 | * | * | 2 | 10 | | |
| P20 | 8340-823-7451 | | PIN, TENT: AIRLOCK CHAMBER, 12 IN. LG, STEEL 889451-1 (70167) | EA | | 8 | * | * | * | * | * | * | 5 | | |
| P 0 | | | SPIKE, BOW: AIRLOCK CHAMBER 694497-1 (70167) | EA | | 6 | * | 2 | 2 | * | 2 | 2 | 22 | | |
| | | | GROUP 02 - EXTERNAL LINES TO SHELTER | | | | | | | | | | | | |
| P20 | 4720-042-4270 | | HOSE ASSEMBLY, WATER, DUAL 889140-3 (26533) | EA | | 1 | * | * | * | * | * | * | 5 | 3 | 1 |

| (1) SMR CODE | (2) FEDERAL STOCK NUMBER | (3) DESCRIPTION REFERENCE NO. & MFR. CODE USABLE ON CODE | | (4) UNIT OF ISSUE | (5) QTY INC IN UNIT PACK | (6) QTY INC IN UNIT | (7) 30-DAY DS MAINT ALLOWANCE | | | (8) ILLUS- 30-DAY GS MAINT ALLOWANCE | | | (9) 1-YR ALW PER 100 EQUIP CNTGCTY | (10) ILLUS- TRATION | |
|--------------------|-----------------------------------|---|--|----------------------------|--------------------------------------|---------------------------------|--|-------|--------|--|-------|--------|--|---------------------------|--------------------|
| | | | | | | | (a) | (b) | (c) | (a) | (b) | (c) | | (a) FIG NO. | (b) ITEM NO. |
| | | | | | | | 1-20 | 21-50 | 51-100 | 1-20 | 21-50 | 51-100 | | | |
| P20 | 4720-574-7902 | HOSE ASSEMBLY, VACUUM 697191-1 (26533) | | EA | | 1 | * | * | * | * | * | 5 | 3 | 2 | |
| X1 | | SOCKET AND PLUG 697447-1 (99193) | | EA | | 2 | | | | | | | | | |
| X1 | 4720-727-2825 | HOSE MS28741-12-0720 (96906) | | EA | | 1 | | | | | | | | | |
| P20 | 6115-689-5653 | HOSE ASSEMBLY, WATER: SUPPLY AND DRAIN 697193-3 (991'3) | | EA | | 1 | * | * | * | * | * | 5 | 3 | 3 | |
| P 0 | 5410-022-2653 | DUCT ASSEMBLY: AIR CONDITIONING 697941-2 (99193) | | EA | | 2 | * | * | 2 | * | * | 2 | 11 | 4 | 1 |
| | | GROUP 03.- ELECTRICAL SYSTEM | | | | | | | | | | | | | |
| P 0 | 6230-102-8605 | LIGHT ASSEMBLY: AIRLOCK 694400-1 (99193) | | EA | | 1 | * | * | 2 | * | * | 2 | 11 | 5 | |
| P 0 | 6240-990-8293 | LAMP, INCANDESCENT: AIRLOCK LIGHT BCJ (08807) | | EA | | 1 | 8 | 15 | 30 | 8 | 15 | 30 | 360 | 5 | 1 |
| P 0 | 5305-282-9022 | SCREW, MACHINE: GUARD MTG AN507C832R8 (88044) | | EA | | 2 | * | * | 2 | * | * | 2 | 11 | 5 | 2 |
| 0 | 5310-167-0877 | WASHER, FLAT: GUARD MTG AN936A8 (88044) | | EA | | 5 | | | | | | | | 5 | 3 |
| P20 | 6210-782-0316 | GUARD ASSEMBLY, LI GHT 694405-1 (99193) | | EA | | 1 | * | * | * | * | * | 5 | 5 | 4 | |
| 0 | 5305-582-9609 | SCREW, MACHINE: BRACKET MTG AN526C832R8 (88044)) | | EA | | 4 | | | | | | | | | |
| X2F | | COVER, JUNCTION BOX 694390-1 (99193) | | | | | | | | | | | | | |
| X2F | | GASKET: JUNCTION BOX 694391-1 (99193) | | EA | | 1 | | | | | | | | 5 | 7 |
| 0 | 5305-281-8563 | SCREW, MACHINE: LAMPHOLDER MTG AN515C8R6 (88044) | | EA | | 1 | | | | | | | | 5 | 8 |

| (1) SMR CODE | (2) FEDERAL STOCK NUMBER | (3) DESCRIPTION REFERENCE NO. & MFR. CODE USABLE ON CODE | | (4) UNIT OF ISSUE | (5) QTY INC IN UNIT PACK | (6) QTY INC IN UNIT | (7) 30-DAY DS MAINT ALLOWANCE | | | (8) ILLUS- 30-DAY GS MAINT ALLOWANCE | | | (9) 1-YR ALW PER 100 EQUIP CNTGCTY | (10) ILLUS- TRATION | |
|--------------------|-----------------------------------|---|--|----------------------------|--------------------------------------|---------------------------------|--|-------|--------|--|-------|--------|--|---------------------------|--------------------|
| | | | | | | | (a) | (b) | (c) | (a) | (b) | (c) | | (a) FIG NO. | (b) ITEM NO. |
| | | | | | | | 1-20 | 21-50 | 51-100 | 1-20 | 21-50 | 51-100 | | | |
| X1 | | BRACKET ASSEMBLY, LAMPHOLDER 694404-1 (99193) | | EA | | 1 | | | | | | | | 5 | 5 |
| X2F | | LAMPHOLDER 181S (73586) | | EA | | 1 | | | | | | | | 5 | 10 |
| X2F | | CONNECTOR, BOX ZX8 (75282) | | EA | | 1 | | | | | | | | 5 | 11 |
| P F | 5940-503-9995 | TERMINAL LUG 36149 (00779) | | EA | | 3 | 2 | 2 | 4 | 2 | 2 | 4 | 41 | 5 | 12 |
| X1 | | CABLE, ELECTRICAL CO-03MGF3-16-036 (81349) | | FT | | V | | | | | | | | 5 | 13 |
| X1 | | CONNECTOR, ELECTRICAL 697280-5 (99193) | | EA | | 1 | | | | | | | | 5 | 14 |
| X2F | | BOX ASSEMBLY, JUNCTION 694392-1 (99193) | | EA | | 1 | | | | | | | | 5 | 15 |
| X1 | | BOX, JUNCTION 694392-5 (99193) | | EA | | 1 | | | | | | | | | |
| X1 | | INSERT, JUNCTION BOX MS21209C0815 (96906) | | EA | | 4 | | | | | | | | | |
| A F | | ELECTRICAL, DISTRIBUTION BOX 696246-2 (26533) | | EA | | 1 | | | | | | | | 6 | |
| F | 5310-982-4999 | NUT, PLAIN, HEXAGON: HARNESS MTG MS21044C04 (96906) | | EA | | 29 | | | | | | | | 6 | 1 |
| F | 5310-595-6425 | WASHER, FLAT: HARNESS MTG AN960C4L (88044) | | EA | | 29 | | | | | | | | 6 | 2 |
| F | 5305-282-3849 | SCREW, MACHINE: HARNESS MTG AN515C4R8 (88044) | | EA | | 8 | | | | | | | | 6 | 3 |
| P2F | 5935-577-8589 | COVER: WIRING HARNESS MS25043-22C (96906) | | EA | | 2 | * | * | * | * | * | * | 5 | 6 | 4 |
| P2F | 5995-104-4712 | HARNESS ASSEMBLY, STERILIZERS: STAMPED J-5 695843- 3 (26533) | | EA | | 1 | * | * | * | * | * | * | 5 | 6 | 5 |

| (1) SMR CODE | (2) FEDERAL STOCK NUMBER | (3) DESCRIPTION REFERENCE NO. & MFR. CODE USABLE ON CODE | | (4) UNIT OF ISSUE | (5) QTY INC IN UNIT PACK | (6) QTY INC IN UNIT | (7) 30-DAY DS MAINT ALLOWANCE | | | (8) ILLUS- 30-DAY GS MAINT ALLOWANCE | | | (9) 1-YR ALW PER 100 EQUIP CNTG CY | (10) ILLUS- TRATION | |
|--------------------|-----------------------------------|---|--|----------------------------|--------------------------------------|---------------------------------|--|-------|--------|--|-------|--------|---|---------------------------|-------------|
| | | | | | | | (a) | (b) | (c) | (a) | (b) | (c) | | (a) | (b) |
| | | | | | | | 1-20 | 21-50 | 51-100 | 1-20 | 21-50 | 51-100 | | FIG NO. | ITEM NO. |
| F | 5940-557-1631 | TERMINAL LUG YAEV8CL (09922) | | EA | | 4 | * | * | 2 | * | * | * | 11 | 6 | 6 |
| P F | 5340-779-3319 | STRAP, CABLE CLAMPING MS17821-2-9 (96906) | | EA | | V | * | * | 2 | * | * | 2 | 11 | 6 | 7 |
| F | 5340-944-1499 | STRAP, CABLE IDENTIFICATION MS17822-1-9 (96906) | | EA | | 1 | * | * | 2 | * | * | 2 | 11 | 6 | 8 |
| F | 5640-103-9143 | INSULATION, SLEEVING (4 FT REQUIRED) S9046-10-9-100 (99193) | | FT | | | * | 2 | 2 | * | 2 | 2 | 24 | 6 | 9 |
| F | 5640-042-4829 | INSULATION, SLEEVING (12 IN. REQUIREO) S9046-6-9-100 (99193) | | FT | | | * | 2 | 2 | . | 2 | 2 | 24 | 6 | 10 |
| P 0 | 5935-812-5006 | CONNECTOR, RECEPTACLE MS3102R22-22S (96906) | | EA | | 1 | * | 2 | 2 | * | 2 | 2 | 15 | 6 | 11 |
| P F | | WIRE, ELECTRICAL: No. 8 AWG AN8MILW5086 (81349) | | FT | | V | 3 | 6 | 13 | 3 | 16 | 13 | 150 | 6 | 12 |
| P2F | 5995-104-4711 | HARNESS ASSEMBLY, STERILIZERS: STAMPED J-6 695843-1 (26533) (COMPONENTS SANE AS HARNESS ASSEMBLY, STOCK No. 5995-104-4712) | | EA | | 1 | * | * | * | * | * | * | 5 | 6 | 13 |
| F | 5310-982-6813 | NUT, PLAIN, HEXAGON: HARNESS MTG MS2 1044C06 (96906) | | EA | | 18 | | | | | | | | 6 | 14 |
| F | 5310-638-9857 | WASHER, FLAT: HARNESS NTC AN960C6L (88044) | | EA | | 8 | | | | | | | | 6 | 15 |
| F | | SCREW, MACHINE: HARNESS MTG AN515C6-10 (88044) | | EA | | 4 | | | | | | | | 6 | 16 |
| P2F | 5935-578-2742 | COVER: HARNESS CONNECTOR MS25043-24c (96906) | | EA | | 1 | * | * | * | * | * | * | 5 | 6 | 17 |
| P2F | 5995-104-4714 | HARNESS ASSEMBLY, X-RAY: STAMPED J-7 697905-1 (26533) | | EA | | 7 | * | * | * | * | * | * | 5 | 6 | 18 |
| P F | 5940-204-9142 | TEFMIINAL LUG 32589 (00779) | | EA | | 1 | 2 | 2 | 2 | 2 | 2 | 2 | 24 | 6 | 19 |
| P F | 5940-557-1631 | TEFRMINAL LUG YAEV&CL (09922) | | EA | | 1 | IEF | REF | REF | REF | REF | REF | REF | 6 | 20 |

| (1) SMR CODE | (2) FEDERAL STOCK NUMBER | (3) DESCRIPTION REFERENCE NO. & MFR. CODE USABLE ON CODE | | (4) UNIT OF ISSUE | (5) QTY INC IN UNIT PACK | (6) QTY INC IN UNIT | (7) 30-DAY DS MAINT ALLOWANCE | | | (8) ILLUS- 30-DAY GS MAINT ALLOWANCE | | | (9) 1-YR ALW PER 100 EQUIP CNTG CY | (10) ILLUS- TRATION | |
|--------------------|-----------------------------------|---|--|----------------------------|--------------------------------------|---------------------------------|--|-------|--------|--|-------|--------|---|---------------------------|--------------------|
| | | | | | | | (a) | (b) | (c) | (a) | (b) | (c) | | (a) FIG NO. | (b) ITEM NO. |
| | | | | | | | 1-20 | 21-50 | 51-100 | 1-20 | 21-50 | 51-100 | | | |
| P F | 5340-944-1499 | STRAP, CABLE IDENTIFICATION MS17822-1-9 (96906) | | EA | | 1 | REF | REF | REF | REF | REF | REF | REF | 6 | 21 |
| P F | 5640-042-4829 | INSULATION, SLEEVING (3 FT REQUIRED) S9046-6-9-012 (99193) | | FT | | | REF | REF | REF | REF | REF | REF | REF | 6 | 22 |
| P F | | INSULATION, SLEEVING (12 IN. REQUIRED) S9046-100-9-012 (99193) | | FT | | | REF | REF | REF | REF | REF | REF | REF | 6 | 23 |
| P O | 5935-819-5759 | CONNECTOR, RECEPTACLE MS3102R24-22S (96906) | | EA | | 1 | 2 | 2 | 3 | 2 | 2 | 3 | 40 | 6 | 24 |
| P F | | WIRE, ELECTRICAL ANBTYPE2MI LW50O6 (81349) | | FT | | V | REF | REF | REF | REF | REF | REF | REF | 6 | 25 |
| P F | 6145-824-2496 | WIRE, ELECTRICAL: No. 12 AWG MS27125-12 (96906) | | FT | | V | 3 | 6- | 13 | 3 | 6 | 13 | 150 | 6 | 26 |
| O | 5305-264-2345 | SCREW, MACHINE: CONNECTOR COVER CHAIN AN507C440R8 (88)44 | | EA | | 4 | | | | | | | | 6 | 27 |
| P O | 5935-062-2042 | COVER, ELECTRICAL CONNECTOR 10-241800-127 (77820) | | EA | | 1 | * | * | * | * | * | * | 5 | 6 | 28 |
| P2F | 5999-824-98447 | HARNESS ASSEMBLY, HUMIDIFIER HEATER RELAY 695842-1 (26533) | | EA | | 1 | * | * | * | * | * | * | 5 | 6 | 29 |
| P F | 5940-534-0970 | TERMINAL LUG 31898 (00779) | | EA | | 4 | 2 | 2 | 2 | 2 | 2 | 2 | 24 | 6 | 30 |
| P F | 5940-644-8713 | TERMINAL LUG 31900 (00779) | | EA | | 6 | 2 | 2 | 2 | 2 | 2 | 2 | 24 | 6 | 31 |
| F | 5340-944-1499 | STRAP, CABLE IDENTIFICATION MS17822-1-9 (96906) | | EA | | 1 | REF | REF | REF | REF | REF | REF | REF | 6 | 32 |
| P F | 5340-779-3319 | STRAP, CABLE CLAMP MS1782 1-2-9 (96906) | | EA | | V | REF | REF | REF | REF | REF | REF | REF | 6 | 33 |
| X1 | | RELAY, K1 CONNECTOR MS27255-1 (96906) | | EA | | 1 | | | | | | | | 6 | 34 |
| F | 5640-103-9143 | INSULATION, SLEEVING (8 FT REQUIRED) S9046-10-9-100 (99193) | | FT | | | REF | REF | REF | REF | REF | REF | REF | 6 | 35 |

| (1) SMR CODE | (2) FEDERAL STOCK NUMBER | (3) DESCRIPTION REFERENCE NO. & MFR. CODE USABLE ON CODE | | (4) UNIT OF ISSUE | (5) QTY INC IN UNIT PACK | (6) QTY INC IN UNIT | (7) 30-DAY DS MAINT ALLOWANCE | | | (8) ILLUS- 30-DAY GS MAINT ALLOWANCE | | | (9) 1-YR ALW PER 100 EQUIP CNTG CY | (10) ILLUS- TRATION | |
|--------------------|-----------------------------------|---|--|----------------------------|--------------------------------------|---------------------------------|--|-------|--------|--|-------|--------|---|---------------------------|-------------|
| | | | | | | | (a) | (b) | (c) | (a) | (b) | (c) | | (a) | (b) |
| | | | | | | | 1-20 | 21-50 | 51-100 | 1-20 | 21-50 | 51-100 | | FIG NO. | ITEM NO. |
| X1 | 5935-057-0333 | CONNECTOR, RECEPTACLE: STAMPED J-36 JT00Pi2-3S (77820) | | EA | | 1 | | | | | | | | 6 | 36 |
| P F | 6145-824-2496 | WIRE, ELECTRICAL MS27125-12 (96906) | | FT | | V | REF | REF | REF | REF | REF | REF | REF | 6 | 31 |
| P F | | WIRE, ELECTRICAL: No. 16 AWG AN16TYPE2MI LW5086 (81 349) | | FT | | V | 3 | 6 | 13 | 3 | 6 | 13 | 150 | 6 | 38 |
| P2F | 5410-018-7341 | HARNESS ASSEMBLY: 400 CYCLE 697442-1 (26.533) | | EA | | 1 | * | * | * | * | * | * | 5 | 6 | 39 |
| P F | 5940-069-3458 | TERMINAL LUG: No. 6 AWG, 3/8 I N. STUD YAEV6CL2 (09922) | | EA | | 4 | 2 | 2 | 2 | 2 | 2 | 2 | 24 | 6 | 40 |
| P F | 5940-204-1966 | TERMINAL LUG: 22-16 AWC,, No. 6 STUD 31882 (00779) | | EA | | 3 | 2 | 2 | 2 | 2 | 2 | 2 | 24 | 6 | 41 |
| P F | 5940-636-5014 | TERMINAL LUG: 6 AWG, No. 8-10 STUD YAEV6CLI (09922) | | EA | | 4 | 2 | 2 | 2 | 2 | 2 | 2 | 24 | 6 | 42 |
| P F | 5940-534-0970 | TERMINAL LUG: 16-i4 AWG, No. 6 STUD 31898 (00779) | | EA | | 3 | REF | REF | REF | REF | REF | REF | REF | 6 | 43 |
| P F | 5940-557-4345 | TERMINAL LUG: 8 AWG, 3/8 IN. STUD YAEV8CL3 (09922) | | EA | | 3 | 2 | 2 | 2 | 2 | 2 | 2 | 24 | 6 | 44 |
| P F | 5940-557-1627 | TERMINAL LUG: 16-14 AWG, No. 8 STUD 31899 (00779) | | EA | | 19 | 2 | 2 | 2 | 2 | 2 | 2 | 24 | 6 | 45 |
| P F | 5940-557-1629 | TERMINAL LUG: 22-16 AWG, No. 8 STUD 31888 (00779) | | EA | | 3 | 2 | 2 | 2 | 2 | 2 | 2 | 24 | 6 | 46 |
| P F | 5940-557-1631 | TERMINAL LUG: 8 AWG, No. 8-10 STUD YAEV8OC L (09922) | | EA | | 7 | REF | REF | REF | REF | RF | RF | REF | 6 | 47 |
| P F | 5340-944-1499 | STRAP, CABLE IDENTIFICATION MS 7822-1-9 (96906) | | EA | | 1 | REF | REF | REF | REF | REF | REF | REF | 6 | 48 |
| P F | 5340-779-1499 | STRAP, CABLE CLAMPING MS 17821-2-9 (96906) | | EA | | V | REF | REF | REF | REF | REF | REF | REF | 6 | 49 |
| P F | | WIRE, ELECTRICAL AN8TYPE2MI LW5086 (81349) | | FT | | V | REF | REF | REF | REF | REF | REF | REF | 6 | 50 |
| F | | WIRE, ELECTRICAL: No. 6 AWG AN6TYPE2MI LW5086 (81349) | | FT | | V | 3 | 6 | 13 | 3 | 6 | 13 | 150 | 6 | 51 |

| (1) SMR CODE | (2) FEDERAL STOCK NUMBER | (3) DESCRIPTION REFERENCE NO. & MFR. CODE USABLE ON CODE | | (4) UNIT OF ISSUE | (5) QTY INC IN UNIT PACK | (6) QTY INC IN UNIT | (7) 30-DAY DS MAINT ALLOWANCE | | | (8) ILLUS- 30-DAY GS MAINT ALLOWANCE | | | (9) 1-YR ALW PER 100 EQUIP CNTG CY | (10) ILLUS- TRATION | |
|--------------------|-----------------------------------|---|----|----------------------------|--------------------------------------|---------------------------------|--|-------|--------|--|-------|--------|---|---------------------------|-------------|
| | | | | | | | (a) | (b) | (c) | (a) | (b) | (c) | | (a) | (b) |
| | | | | | | | 1-20 | 21-50 | 51-100 | 1-20 | 21-50 | 51-100 | | FIG NO. | ITEM NO. |
| P F | 6145-824-2496 | WIRE, ELECTRICAL MS27125-12 (96906) | FT | | V | REF | REF | REF | REF | REF | REF | REF | 6 | 52 | |
| P F | | WIRE, ELECTRICAL: No. 10 AWG AN10TYPE2MI LW5086 (81349) | FT | | V | 3 | 6 | 13 | 3 | 6 | 13 | 150 | 6 | 53 | |
| P F | | WIRE, ELECTRICAL AN1 6TYPE2MILW5086 (81349) | FT | | V | REF | REF | REF | REF | REF | REF | REF | 6 | 54 | |
| P2F | 5995-104-4713 | HARNESS ASSEMBLY: 60 CYCLE 697443-1 (26533) | EA | | 1 | * | * | * | * | * | * | 5 | 6 | 55 | |
| P F | 5940-081-6055 | TERMINAL LUG: 22-16 AWG, 3/8 IN. STUD 31896 (00779) | EA | | 1 | 2 | 2 | 2 | 2 | 2 | 2 | 2 | 6 | 56 | |
| P F | 5940-204-9141 | TERMINAL LUG: 12-10 AW, 3/8 IN. STUD 32547 (00779) | EA | | 3 | 2 | 2 | 2 | 2 | 2 | 2 | 24 | 6 | 57 | |
| P F | 5940-557-1629 | TERMINAL LUG: 22-16 AWG, No. 8 STUD 31888 (00779) | EA | | 1 | REF | REF | REF | REF | REF | REF | REF | 6 | 58 | |
| P F | 5940-557-1628 | TERMINAL LUG: 12-10 AWG, No. 8 STUD 32543 (00779) | EA | | 13 | 2 | 2 | 2 | 2 | 2 | 2 | 24 | 6 | 59 | |
| P F | 5340-944-1499 | STRAP, CABLE IDENTIFICATION MS17822-1-9 (96906) | EA | | 1 | REF | REF | EF | REF | REF | REF | REF | 6 | 60 | |
| P F | 5340-779-3319 | STRAP, CABLE CLAMP MS1 7821-2-9 (96906) | EA | | V | REF | REF | REF | REF | REF | RE | RE | 6 | 61 | |
| P F | | WIRE, ELECTRICAL AN1 6TYPE2MILLW5086 (81349) | FT | | V | REF | REF | REF | REF | REF | REF | REF | 6 | 62 | |
| P F | | WIRE, ELECTRICAL AN1 0TY PE2M I LW5086 (81 349) | FT | | V | REF | REF | REF | REF | REF | REF | REF | 6 | 63 | |
| F | | WASHER, FLAT: HARNESS MTG NAS620C6L (8&205) | EA | | 16 | | | | | | | | 6 | 64 | |
| F | 5305-282-4232 | SCREW, MACHINE: HARNESS MTG AN515C6R7 (88044) | EA | | 8 | | | | | | | | 6 | 65 | |
| P2F | 5999-824-9861 | HARNESS ASSEMBLY: WATER LINE AND UNR FLOOR HEATERS, STAMPED K2 697440-3 (26533) | EA | | 1 | * | * | * | * | * | * | 5 | 6 | 66 | |

| (1) SMR CODE | (2) FEDERAL STOCK NUMBER | (3) DESCRIPTION REFERENCE NO. & MFR. CODE USABLE ON CODE | | (4) UNIT OF ISSUE | (5) QTY INC IN UNIT PACK | (6) QTY INC IN UNIT | (7) 30-DAY DS MAINT ALLOWANCE | | | (8) ILLUS- 30-DAY GS MAINT ALLOWANCE | | | (9) 1-YR ALW PER 100 EQUIP CNTG CY | (10) ILLUS- TRATION | |
|--------------------|-----------------------------------|---|--|----------------------------|--------------------------------------|---------------------------------|--|-------|--------|--|-------|--------|--|---------------------------|--------------------|
| | | | | | | | (a) | (b) | (c) | (a) | (b) | (c) | | (a) FIG NO. | (b) ITEM NO. |
| | | | | | | | 1-20 | 21-50 | 51-100 | 1-20 | 21-50 | 51-100 | | | |
| P F | 5940-557-1627 | TERMINAL LUG 31899 (00779) | | EA | | 3 | REF | REF | REF | REF | REF | REF | REF | 6 | 67 |
| P F | 5940-644-8713 | TERMINAL LUG 3190C (00779) | | EA | | 4 | REF | REF | REF | REF | REF | REF | REF | 6 | 68 |
| P F | 5340-944-1499 | STRAP, CABLE IDENTIFICATION MS17822-1-9 (96906) | | EA | | 1 | REF | REF | REF | REF | REF | REF | REF | 6 | 69 |
| P F | 5340-779-3319 | STRAP, CABLE CLAMP MS17821-2-9 (96906) | | EA | | V | REF | REF | REF | REF | REF | REF | REF | 6 | 70 |
| P F | 5640-101-4834 | INSULATION, SLEEVING (8 FT REQUIRED) S9046-16-9-100 (99193) | | FT | | | REF | REF | REF | REF | REF | REF | REF | 6 | 71 |
| K1 | | RELAY, HARNESS MS27255-1 (96906) | | EA | | 1 | | | | | | | | 6 | 72 |
| P F | | WIRE, ELECTRICAL AN16TYPE2MILW5086 (81349) | | FT | | V | REF | REF | REF | REF | REF | REF | REF | 6 | 73 |
| K1 | | COVER, TERMINAL BOARD 398-5 (94640) | | EA | | 2 | | | | | | | | 6 | 74 |
| F | 5305-619-1055 | SCREW, MACHINE: TERMINAL BOARD NTG AN507C40R6 (88044) | | EA | | 13 | | | | | | | | 6 | 75 |
| P F | | TERMINAL BOARD MS27212-2-5 (96906) | | EA | | 2 | * | * | 2 | * | * | 2 | 11 | 6 | 76 |
| F | 5310-965-1763 | NUT, PLAIN, HEXAGON: TERMINAL BOARD MS20341-10S (96906) | | EA | | 24 | | | | | | | | 6 | 77 |
| F | 5310-167-0662 | WASHER, LOCK: TERINAL BOARD AN935-10L (88044) | | EA | | 24 | | | | | | | | 6 | 78 |
| F | 5310-655-5800 | WASHER, FLAT: TERMINAL BOARD AN960 -10L (88044) | | EA | | 24 | | | | | | | | 6 | 79 |
| X1 | | BUS BAR: TERM INAL BOARD MS25226-4-5 (96906) | | EA | | 2 | | | | | | | | 6 | 80 |
| X1 | | COVER, TERMINAL BOARD 398-11 (94640) | | EA | | 1 | | | | | | | | 6 | 81 |
| P F | 5940-950-7784 | TERMINAL BOARD MS2721 2-2-1 1 (969o6) | | EA | | 1 | * | * | 2 | * | * | 2 | 11 | 6 | 82 |

| (1) SMR CODE | (2) FEDERAL STOCK NUMBER | (3) DESCRIPTION REFERENCE NO. & MFR. CODE USABLE ON CODE | | (4) UNIT OF ISSUE | (5) QTY INC IN UNIT PACK | (6) QTY INC IN UNIT | (7) 30-DAY DS MAINT ALLOWANCE | | | (8) ILLUS- 30-DAY GS MAINT ALLOWANCE | | | (9) 1-YR ALW PER 100 EQUIP CNTG CY | (10) ILLUS- TRATION | |
|--------------------|-----------------------------------|---|--|----------------------------|--------------------------------------|---------------------------------|--|-------|--------|--|-------|--------|---|---------------------------|--------------------|
| | | | | | | | (a) | (b) | (c) | (a) | (b) | (c) | | (a) FIG NO. | (b) ITEM NO. |
| | | | | | | | 1-20 | 21-50 | 51-100 | 1-20 | 21-50 | 51-100 | | | |
| X1 | | COVER, TERMINAL BOARD 399-5 (94640) | | EA | | 2 | | | | | | | | 6 | 83 |
| F | 5305-271-5030 | SCREW, MACHINE: TERMINAL BOARD MTG AN507C632R8 (88044) | | EA | | 6 | | | | | | | | 6 | 81 |
| P F | 5940-950-7781 | TERMINAL BOARD MS27212-5-8 (96906) | | EA | | 2 | * | * | 2 | * | * | 2 | 11 | 6 | 85 |
| F | 5310-921-6864 | NUT, PLAIN, HEXAGON: TERMINAL BOARD MS20341-6165 (96906) | | EA | | 10 | | | | | | | | 6 | 86 |
| X1 | | COVER, TERMINAL BOARD 398-6 (94640) | | EA | | 1 | | | | | | | | 6 | 87 |
| P F | | TERMINAL BOARD MS27212-2-6 (96906) | | EA | | 1 | * | * | 2 | * | * | 2 | 11 | 6 | 88 |
| 0 | 5305-151-2235 | SCREW, MACHINE: LIGHT RETAINER MTG AN526-1032R10 (80)44) | | EA | | 4 | | | | | | | | 6 | 89 |
| 0 | 5310-655-9800 | WASHER, FLAT: LIGHT RETAINER MTG AN960-10L (88044) | | EA | | 36 | | | | | | | | 6 | 90 |
| X1 | | RETAINER: EMERGENCY LIGHT 694327-50 (26533) | | EA | | 1 | | | | | | | | 6 | 91 |
| X20 | | GASKET: EMERGENCY LIGHT RETAINER 694327-52 (26533) | | EA | | 1 | | | | | | | | 6 | 92 |
| P 0 | 6240-842-4139 | LAMP, INCANDESCENT: EMERGENCY 4593 (24446) | | EA | | 1 | 2 | 2 | 3 | 2 | 2 | 3 | 40 | 6 | 93 |
| P F | 5935-904-4469 | CAP, HARNESS MS3181-12C (96906) | | EA | | 1 | * | * | 2 | * | * | 2 | 11 | 6 | 94 |
| P2F | 5999-826-3842 | HARNESS ASSEMBLY: REMOTE TEMPERATURE SENSING 698705-3 (22656) | | EA | | 1 | * | * | * | * | * | * | 5 | 6 | 95 |
| P F | 5940-204-8966 | TERMINAL LUG 31882 (00779) | | EA | | 1 | 2 | 2 | 2 | 2 | 2 | 2 | 24 | 6 | 96 |
| P F | 5340-944-1499 | STRAP, CABLE IDENTIFICATION MS1782-1-9 (96906) | | EA | | 1 | REF | REF | REF | REF | REF | REF | REF | 6 | 97 |
| P F | 5340-779-3319 | STRAP, CABLE CLAMPING MS17821-2-9 (96906) | | EA | | V | REF | REF | REF | REF | REF | REF | REF | 6 | 98 |

| (1) SMR CODE | (2) FEDERAL STOCK NUMBER | (3) DESCRIPTION REFERENCE NO. & MFR. CODE USABLE ON CODE | | (4) UNIT OF ISSUE | (5) QTY INC IN UNIT PACK | (6) QTY INC IN UNIT | (7) 30-DAY DS MAINT ALLOWANCE | | | (8) ILLUS- 30-DAY GS MAINT ALLOWANCE | | | (9) 1-YR ALW PER 100 EQUIP CNTGCV | (10) ILLUS- TRATION | |
|--------------------|-----------------------------------|---|--|----------------------------|--------------------------------------|---------------------------------|--|-------|--------|--|-------|--------|---|---------------------------|--------------------|
| | | | | | | | (a) | (b) | (c) | (a) | (b) | (c) | | (a) FIG NO. | (b) ITEM NO. |
| | | | | | | | 1-20 | 21-50 | 51-100 | 1-20 | 21-50 | 51-100 | | | |
| X1 | | CONNECTOR, RECEPTACLE MS3110P12-3S (96906) | | EA | | 1 | | | | | | | | 6 | 99 |
| P F | | WIRE, ELECTRICAL AN16TYPE2MILW5086 (81349) | | FT | | V | REF | REF | REF | REF | REF | REF | REF | 6 | 100 |
| P F | 5930-655-1514 | SWITCH, TOGGLE MS35058-22 (96906) | | EA | | 3 | 2 | 2 | 2 | 2 | 2 | 24 | REF | 6 | 101 |
| A F | | WIRE ASSEMBLY: SWITCH 695630-107 (26533) | | EA | | 1 | | | | | | | | 6 | 102 |
| P F | 5940-534-0970 | TERMINAL LUG 31898 (00779) | | EA | | 1 | REF | REF | REF | REF | REF | REF | REF | 6 | 103 |
| P F | 6145-824-2496 | WIRE, ELECTRICAL MS27125-12 (96906) | | FT | | V | REF | REF | REF | REF | REF | REF | REF | 6 | 104 |
| A F | | WIRE ASSEMBLY: SWITCH 695630-105 (26533) (COMPONENTS SAME AS WIRE ASSEMBLY, STOCK NO. (26533) 695630-107) | | EA | | 1 | | | | | | | | 6 | 105 |
| A F | | HARNESS ASSEMBLY 695630-117 (26533) (COMPONENTS SAME AS WIRE ASSEMBLY, STOCK No. (26533) 695630-103) | | EA | | 1 | | | | | | | | 6 | 106 |
| A F | | WIRE ASSEMBLY: SWITCH 695630-103 (26533) | | EA | | 1 | | | | | | | | 6 | 106 |
| P F | 5940-534-0970 | TERMINAL LUG 31898 (00779) | | EA | | 1 | REF | REF | REF | REF | REF | REF | REF | 6 | 107 |
| P F | 5940-557-1627 | TERMINAL LUG 31899 (00779) | | EA | | 1 | REF | REF | REF | REF | REF | REF | REF | 6 | 108 |
| P F | 6145-824-2496 | WIRE, ELECTRICAL MS27125-12 (96906) | | FT | | V | REF | REF | REF | REF | REF | REF | REF | 6 | 109 |
| A F | | WIRE ASSEMBLY: CIRCUIT BREAKER 695630-109 (26533) (COMPONENTS SAME AS WIRE ASSEMBLY, STOCK No. (26533) 695630-113) | | EA | | 1 | | | | | | | | 6 | 110 |

| (1) SMR CODE | (2) FEDERAL STOCK NUMBER | (3) DESCRIPTION REFERENCE NO. & MFR. CODE USABLE ON CODE | (4) UNIT OF ISSUE | (5) QTY INC IN UNIT PACK | (6) QTY INC IN UNIT | (7) 30-DAY DS MAINT ALLOWANCE | | | (8) ILLUS- 30-DAY GS MAINT ALLOWANCE | | | (9) 1-YR ALW PER 100 EQUIP CNTGCV | (10) ILLUS- TRATION | |
|--------------------|-----------------------------------|--|----------------------------|--------------------------------------|---------------------------------|--|-------|--------|--|-------|--------|---|---------------------------|-------------|
| | | | | | | (a) | (b) | (c) | (a) | (b) | (c) | | (a) | (b) |
| | | | | | | 1-20 | 21-50 | 51-100 | 1-20 | 21-50 | 51-100 | | FIG NO. | ITEM NO. |
| A F | | WIRE ASSEMBLY: CIRCUIT BREAKER 695630-111 (26)33 (COMPONENTS SAME AS WIRE ASSEMBLY, STOCK No. (26533) 695630-113) | EA | | 1 | | | | | | | | 6 | 110 |
| A F | | WIRE ASSEMBLY: CIRCUIT BREAKER 695630-113 (26533) | EA | | 1 | | | | | | | | 6 | 110 |
| P F | 5940-557-1631 | TERMINAL LUG YAEV8CL (09922) | EA | | 1 | REF | REF | REF | REF | REF | REF | REF | 6 | 111 |
| P F | 5940-557-4345 | TERMINAL LUG YAEV8CL3 (09922) | EA | | 1 | REF | REF | REF | REF | REF | REF | REF | 6 | 112 |
| P F | | WIRE, ELECTRICAL AN8TYPE2MILW5086 (81349) | FT | | V | REF | REF | REF | REF | REF | REF | REF | 6 | 113 |
| X2F | | BOX ASSEMBLY, ELECTRICAL 694327-2 (26533) | EA | | 1 | | | | | | | | 6 | |
| F | | RIVET: PLATE NUT MTG MS20426AD3-4 (96906) | EA | | 111 | | | | | | | | 6 | 114 |
| P F | 5310-623-5989 | NUT, PLATE: EMERGENCY LIGHT RETAINER MTG NAS1031A3 (80205) | EA | | 18 | * | * | 2 | * | * | 2 | 11 | 6 | 115 |
| P F | 5310-080-5715 | NUT, PLATE: ELECTRICAL BOX NAS1033A3 (80205) | EA | | 1 | * | * | 2 | * | * | 2 | 11 | 6 | 116 |
| P F | | NUT, PLATE: ELECTRICAL BOX NAS1031A08 (80205) | EA | | 2 | | | | | | | | 6 | 117 |
| F | 5305-810-8209 | SCREW, MACHINE: NUT RETAINER MTG AN507-632R8 (88044) | EA | | 4 | | | | | | | | 6 | 118 |
| P F | 5310-022-3173 | NUT, SHEET SPRING: BRACKET, MTG SL200-4AA1 1 (97393) | EA | | 1 | 2 | 2 | 2 | 2 | 2 | 2 | 21 | 6 | 119 |
| P F | 5315-449-2945 | PIN, HEADLESS: STUD FASTENER MTG 99836 (76530) | EA | | 1 | * | * | 2 | * | * | 2 | 11 | 6 | 12C |
| P F | 5325-089-0713 | STUD, FASTENER: DOOR CLOSING 295100-2-200 (76530) | EA | | 1 | * | 4 | 2 | * | * | 2 | 11 | 6 | 121 |
| P F | 5325-449-2972 | RECEPTACLE DOOR CLAMPING 99833P098 (76530) | EA | | 1 | 2 | 2 | 2 | 2 | 2 | 2 | 21 | 6 | 122 |

| (1) SMR CODE | (2) FEDERAL STOCK NUMBER | (3) DESCRIPTION REFERENCE NO. & MFR. CODE USABLE ON CODE | (4) UNIT OF ISSUE | (5) QTY INC IN UNIT PACK | (6) QTY INC IN UNIT | (7) 30-DAY DS MAINT ALLOWANCE | | | (8) ILLUS- 30-DAY GS MAINT ALLOWANCE | | | (9) 1-YR ALW PER 100 EQUIP CNTGCV | (10) ILLUS- TRATION | |
|--------------------|-----------------------------------|---|----------------------------|--------------------------------------|---------------------------------|--|-------|--------|--|-------|--------|---|---------------------------|--------------------|
| | | | | | | (a) | (b) | (c) | (a) | (b) | (c) | | (a) FIG NO. | (b) ITEM NO. |
| | | | | | | 1-20 | 21-50 | 51-100 | 1-20 | 21-50 | 51-100 | | | |
| A F | | PANEL ASSEMBLY: CIRCUIT BREAKER 695844-1 (26533) | EA | | 1 | | | | | | | | 6 | |
| F | 5305-281-8533 | SCREW, MACHINE: CIRCUIT BREAKER AN515C6R6 (88044) | EA | | 12 | | | | | | | | 6 | 123 |
| F | 5310-638-9857 | WASHER, FLAT: CIRCUIT BREAKER AN960C6L (88044) | EA | | 12 | | | | | | | | 6 | 124 |
| P F | 5925-835-4431 | CIRCUIT BREAKER: No. 8 AND 9 MS24510-10 (96906) | EA | | 2 | * | 2 | 2 | * | 2 | 2 | 12 | 6 | 125 |
| P F | 5925-868-7350 | CIRCUIT BREAKER: No. 10 7276-1-10 (82647) | EA | | 1 | * | * | 2 | * | * | 2 | 11 | 6 | 126 |
| P F | 5925-837-7944 | CIRCUIT BREAKER: No. 2 MS24510-5 (96906) | EA | | 1 | * | 2 | 2 | * | 2 | 2 | 12 | 6 | 127 |
| P F | 5925-821-2109 | CIRCUIT BREAKER: No. 17, 18 AND 19 MS24510-15 (96906) | EA | | 3 | * | 2 | 2 | * | 2 | 2 | 12 | 6 | 128 |
| P F | 5925-089-2152 | CIRCUIT BREAKER: No. 16 7276-1-3 (82647) | EA | | 1 | * | * | 2 | * | * | 2 | 11 | 6 | 129 |
| P F | 5925-781-0878 | CIRCUIT BREAKER: No. 4, 5, 12 AND 13 697446-1 (26533) | EA | | 4 | * | 2 | 2 | * | 2 | 2 | 12 | 6 | 130 |
| P F | 5925-837-4046 | CIRCUIT BREAKER: No. 1, 6, 7 AND 15 MS24510-20 (96906) | EA | | 4 | * | 2 | 2 | * | 2 | 2 | 12 | 6 | 131 |
| P F | 5925-851-2849 | CIRCUIT BREAKER: No. 3, 11 AND 14 MS21984-50 (96906) | EA | | 3 | * | 2 | 2 | * | 2 | 2 | 15 | 6 | 132 |
| X2F | | PANEL, CIRCUIT BREAKER 697198-1 (26533) | EA | | 1 | | | | | | | | 6 | 133 |
| X2F | | LABEL, CIRCUIT BOARD 695627-1 (26533) | EA | | 1 | | | | | | | | | |
| P 0 | 6210-587-4757 | FLUORESCENT LIGHT ASSEMBLY, COMPLETE B6080 (17023) | EA | | 1 | 2 | 2 | 4 | 2 | 2 | 4 | 48 | 7 | |
| P 0 | 6250-446-7781 | BODY ASSEMBLY, LIGHT FIXTURE BM11-01030-1 (17023) | EA | | 1 | * | * | 2 | * | * | 2 | 11 | 7 | 1 |
| P 0 | 6250-672-1919 | BALLAST AND CONNECTOR B6080-1-500 (28421) | EA | | 1 | 2 | 4 | 8 | 2 | 4 | 8 | 96 | 7 | 2 |

| (1) SMR CODE | (2) FEDERAL STOCK NUMBER | (3) DESCRIPTION REFERENCE NO. & MFR. CODE USABLE ON CODE | | (4) UNIT OF ISSUE | (5) QTY INC IN UNIT PACK | (6) QTY INC IN UNIT | (7) 30-DAY DS MAINT ALLOWANCE | | | (8) ILLUS- 30-DAY GS MAINT ALLOWANCE | | | (9) 1-YR ALW PER 100 EQUIP CNTGCV | (10) ILLUS- TRATION | |
|--------------------|-----------------------------------|---|--|----------------------------|--------------------------------------|---------------------------------|--|-------|--------|--|-------|--------|---|---------------------------|--------------------|
| | | | | | | | (a) | (b) | (c) | (a) | (b) | (c) | | (a) FIG NO. | (b) ITEM NO. |
| | | | | | | | 1-20 | 21-50 | 51-100 | 1-20 | 21-50 | 51-100 | | | |
| P 0 | 6210-446-7501 | FLANGE, LAMP MOUNTING B6088 (17023) | | EA | | 1 | * | * | 2 | * | * | 2 | 11 | 7 | 3 |
| P 0 | 6240-446-7783 | LAMP, ELECTRICAL FLUORESCENT EP12SCW (08805) | | EA | | 1 | 8 | 15 | 31 | 8 | 15 | 31 | 371 | 7 | 4 |
| P 0 | 5940-836-7672 | BLOCK, TERMINAL MILT16784TYPE26TB2 (81349) | | EA | | 1 | * | * | 2 | * | * | 2 | 11 | 7 | 5 |
| F | 5305-810-8209 | SCREW, MACHINE: PLATE MTG AN507-632R8 (88044) | | EA | | 8 | | | | | | | | 8 | 1 |
| K2F | | PLATE, RECEPTACLE 697456-17 (26533) | | EA | | 1 | | | | | | | | 8 | 2 |
| F | 5305-144-3950 | SCREW, MACHINE: BRACKET MTG AN507-632R6 (88044) | | EA | | 38 | | | | | | | | 8 | 3 |
| K2F | | BRACKET ASSEMBLY: FLUORESCENT LIGHT RECEPTACLE MTG 697456-3 (26533) | | EA | | 3 | | | | | | | | 8 | 4 |
| F | 5305-144-3949 | SCREW, MACHINE: PLATE MTG AN507-632R5 (88044) | | EA | | 8 | | | | | | | | 9 | 1 |
| K2F | | PLATE, RECEPTACLE MOUNTING 697456-5 (26533) | | EA | | 2 | | | | | | | | 9 | 2 |
| K2F | | BRACKET ASSEMBLY: SURGICAL LIGHTS RECEPTACLE MTG 697456-1 (26533) | | EA | | 2 | | | | | | | | 9 | 3 |
| P F | 5975-097-8511 | PLATE, WALL: RECEPTACLE 93101 (74545) | | EA | | 8 | * | * | 2 | * | * | 2 | 11 | 10 | 1 |
| P F | | RECEPTACLE, CONVENIENCE: 1 FEMALE OUTLET AM15613 (74545) | | EA | | 4 | 2 | 2 | 2 | 2 | 2 | 2 | 24 | 10 | 2 |
| P F | 5935-102-5837 | RECEPTACLE, CONVENIENCE: 2 FEMALE OUTLETS AM15612 (74545) | | EA | | 8 | 2 | 2 | 3 | 2 | 2 | 2 | 40 | 10 | 2 |
| A F | | WIRE ASSEMBLY: JUMPER RECEPTACLE 695630-101 (26533) | | EA | | 24 | | | | | | | | 10 | 3 |
| P F | 5940-557-1627 | TERMINAL LUG 31899 (00779) | | EA | | 48 | REF | REF | REF | REF | REF | REF | REF | 10 | 4 |
| P F | 6145-239-6987 | WIRE, ELECTRICAL MS27125- 12 (96906) | | FT | | V | REF | REF | REF | REF | REF | REF | REF | 10 | 5 |

| (1) SMR CODE | (2) FEDERAL STOCK NUMBER | (3) DESCRIPTION REFERENCE NO. & MFR. CODE USABLE ON CODE | | (4) UNIT OF ISSUE | (5) QTY INC IN UNIT PACK | (6) QTY INC IN UNIT | (7) 30-DAY DS MAINT ALLOWANCE | | | (8) ILLUS- 30-DAY GS MAINT ALLOWANCE | | | (9) 1-YR ALW PER 100 EQUIP CNTGCV | (10) ILLUS- TRATION | |
|--------------------|-----------------------------------|---|--|----------------------------|--------------------------------------|---------------------------------|--|-------|--------|--|-------|--------|---|---------------------------|--------------------|
| | | | | | | | (a) | (b) | (c) | (a) | (b) | (c) | | (a) FIG NO. | (b) ITEM NO. |
| | | | | | | | 1-20 | 21-50 | 51-100 | 1-20 | 21-50 | 51-100 | | | |
| F | 5305-174-3885 | SCREW, MACHINE: PLATE MTG AN507-632R3 (88044) | | EA | | 16 | | | | | | | | 11 | 1 |
| X2F | | PLATE, RECEPTACLE 697456-9 (26533) | | EA | | 2 | | | | | | | | 11 | 2 |
| F | 5310-877-5797 | NUT, SELF-LOCKING, HEXAGON: CLAMP MTG M521044N3 (96906) | | EA | | 24 | | | | | | | | 11 | 3 |
| F | 5310-167-0818 | WASHER, FLAT: CLAP MTG AN96-10 (88044) | | EA | | 73 | | | | | | | | 11 | 4 |
| F | | SCREW, MACHINE: CLAMP MTG AN509C10R17 (88044) | | EA | | 2 | | | | | | | | 11 | 5 |
| P F | 5340-726-4426 | CLAMP, LOOP: HARNESS MTG TA1718D5T (84971) | | EA | | 5 | 2 | 2 | 2 | 2 | 2 | 24 | | 11 | 6 |
| P F | 5820-865-1510 | YOKE: HARNESS CLAMP 40 (71183) | | EA | | 3 | 2 | 2 | 2 | 2 | 2 | 24 | | 11 | 7 |
| P F | 5975-553-6995 | NIPPLE, ELECTRIC TERMINAL M525171-1S (96906) | | EA | | 18 | * | * | 2 | * | * | 2 | 11 | 12 | 1 |
| F | 5305-622-9485 | SCREW, MACHINE: UNDERFLOOR HEATER MTG, FILLISTER HEAD MS35266-67 (96906) | | EA | | 20 | | | | | | | | 12 | 2 |
| P F | 5330-042-8704 | GASKET: UNDERFLOOR HEATER 697208-1 (26533) | | EA | | 28 | 2 | 2 | 2 | 2 | 2 | 24 | | 12 | 3 |
| P F | 4540-202-7118 | HEATER: UNDERFLOOR S815 (65586) | | EA | | 5 | * | 2 | 2 | * | 2 | 2 | 18 | 12 | 4 |
| K2F | | REFLECTOR: UNDERFLOOR HEATER 697388-1 (26533) | | EA | | 5 | | | | | | | | 12 | 5 |
| P F | 5970-091-9266 | INSULATOR: UNDERFLOOR HEATER 697389-1 (26533) | | EA | | 5 | 2 | 2 | 2 | 2 | 2 | 24 | | 12 | 6 |
| P F | 4540-174-4585 | HEATER: UNDERFLOOR PT512 (65586) | | EA | | 1 | * | 2 | 2 | * | 2 | 2 | 18 | 13 | 1 |
| K2F | | REFLECTOR, UNDERFLOOR HEATER 697388-2 (26533) | | EA | | 1 | | | | | | | | 13 | 2 |
| P F | 5970-091-9268 | INSULATOR, UNDERFLOOR HEATER 697389-3 (26533) | | EA | | 1 | * | 2 | 2 | * | 2 | 2 | 12 | 13 | 3 |

| (1) SMR CODE | (2) FEDERAL STOCK NUMBER | (3) DESCRIPTION REFERENCE NO. & MFR. CODE USABLE ON CODE | | (4) UNIT OF ISSUE | (5) QTY INC IN UNIT PACK | (6) QTY INC IN UNIT | (7) 30-DAY DS MAINT ALLOWANCE | | | (8) ILLUS- 30-DAY GS MAINT ALLOWANCE | | | (9) 1-YR ALW PER 100 EQUIP CNTGCV | (10) ILLUS- TRATION | |
|--------------------|-----------------------------------|---|--|----------------------------|--------------------------------------|---------------------------------|--|-------|--------|--|-------|--------|---|---------------------------|--------------------|
| | | | | | | | (a) | (b) | (c) | (a) | (b) | (c) | | (a) FIG NO. | (b) ITEM NO. |
| | | | | | | | 1-20 | 21-50 | 51-100 | 1-20 | 21-50 | 51-100 | | | |
| P F | 6660-80-5999 | HEATER: WATERLINES PT615 (65586) | | EA | | 1 | * | 2 | 2 | * | 2 | 2 | 18 | 14 | 1 |
| P F | 5970-091-9267 | INSULATOR: WATER LINE HEATERS 697389-2 (26533) | | EA | | 3 | * | 2 | 2 | * | 2 | 2 | 18 | 14 | 2 |
| F | 5310-088-0551 | NUT, SELF-LOCKING, HEXAGON: CONNECTOR COVER CHAIN MTG MS21044NO4 (96906) | | EA | | 45 | | | | | | | | 15 | 1 |
| F | 5310-727-8353 | WASHER, FLAT: CONNECTOR COVER CHAIN MTG NAS620-5L (80205) | | EA | | 76 | | | | | | | | 15 | 2 |
| F | 5305-282-3849 | SCREW, MACHINE: CONNECTOR COVER CHAIN MTG AN515C4R8 (88044) | | EA | | 26 | | | | | | | | 15 | 3 |
| P F | 5935-818-5725 | COVER, CONNECTOR 10-101960-18-3 (77820) | | EA | | 1 | * | * | 2 | * | * | 2 | 11 | 15 | 4 |
| P F | 5410-022-2652 | CABLE, PHONE S9088B2000 (99193) | | EA | | 1 | 2 | 2 | 2 | 2 | 2 | 2 | 24 | 15 | 5 |
| P F | 5935-811-6440 | COVER, PHONE JACK 510 (82389) | | EA | | 1 | * | * | 2 | * | * | 2 | 11 | 15 | 6 |
| P F | 5935-194-3082 | JACK, TELEPHONE C11 (82389) | | EA | | 2 | * | 2 | 2 | * | 2 | 2 | 12 | 15 | 7 |
| P F | 5975-097-8512 | PLATE, TELEPHONE 93181 (74545) | | EA | | 1 | * | * | 2 | * | * | 2 | 11 | 15 | 8 |
| P F | 5935-085-0772 | COVER, PHONE JACK 512 (82389) | | EA | | 1 | * | * | 2 | * | * | 2 | 11 | 15 | 9 |
| F | | SCREW, FLAT HEAD: CONNECTOR MTG AN505C4R6 (88044) | | EA | | 20 | | | | | | | | 16 | 1 |
| X2F | 5935-577-0091 | CAP, CONNECTOR: HARNESS RECEPTACLE MS25043-20C (96906) | | EA | | 1 | | | | | | | | 16 | 2 |
| P F | 5935-904-4469 | CAP, CONNECTOR MS3181-12C (96906) | | EA | | 1 | REF | REF | REF | REF | REF | REF | REF | 16 | 3 |
| F | | SCREW, MACHINE: CONNECTOR MTG, ROUND HEAD AN520C1OR16 (88044) | | EA | | 16 | | | | | | | | 16 | 4 |
| F | | SCREW, MACHINE: CONNECTOR MTG, FLAT HEAD AN505C4R8 (88044) | | EA | | 4 | | | | | | | | 16 | 5 |

| (1) SMR CODE | (2) FEDERAL STOCK NUMBER | (3) DESCRIPTION REFERENCE NO. & MFR. CODE USABLE ON CODE | | (4) UNIT OF ISSUE | (5) QTY INC IN UNIT PACK | (6) QTY INC IN UNIT | (7) 30-DAY DS MAINT ALLOWANCE | | | (8) ILLUS- 30-DAY GS MAINT ALLOWANCE | | | (9) 1-YR ALW PER 100 EQUIP CNTGCV | (10) ILLUS- TRATION | |
|--------------------|-----------------------------------|--|--|----------------------------|--------------------------------------|---------------------------------|--|-------|--------|--|-------|--------|---|---------------------------|--------------------|
| | | | | | | | (a) | (b) | (c) | (a) | (b) | (c) | | (a) FIG NO. | (b) ITEM NO. |
| | | | | | | | 1-20 | 21-50 | 51-100 | 1-20 | 21-50 | 51-100 | | | |
| P F | 5935-863-9088 | GASKET, RECEPTACLE 697272-1 (99193) | | EA | | 4 | 2 | 2 | 2 | 2 | 2 | 24 | 16 | 6 | |
| F | | NUT, PLAIN, HEXAGON: SUMP SWITCH MTG NAS1329AO6-120 (80205) | | EA | | 2 | | | | | | | 16 | 7 | |
| F | 5310-167-0816 | WASHER, FLAT: SUMP SWITCH MTG AN960-6 (88044) | | EA | | 6 | | | | | | | 16 | 8 | |
| F | 5305-151-0392 | SCREW, MACHINE: SUMP SWITCH MTG, FILLISTER HEAD AN500A6-3 (88044) | | EA | | 4 | | | | | | | 16 | 9 | |
| F | 5306-182-2057 | BOLT, MACHINE: STRAP AND BRACKET MTG AN3H4A (88044) | | EA | | 23 | | | | | | | 17 | 1 | |
| P F | 5340-664-0847 | CLAMP, CABLE MS21919H14 (96906) | | EA | | 22 | * | * | 2 | * | * | 2 | 11 | 17 | 2 |
| P F | 5340-291-5328 | CLAMP, CABLE MS21919H12 (96906) | | EA | | 11 | * | * | 2 | * | * | 2 | 11 | 17 | 3 |
| X2F | | BRACKET: CABLE MTG MS9101-08 (96906) | | EA | | 3 | | | | | | | 17 | 4 | |
| F | | SCREW, MACHINE: STRAP AND BRACKET MTG AN509C10-10 (88044) | | EA | | 2 | | | | | | | 17 | 5 | |
| X2F | | BRACKET: CABLE MTG MS9101-06 (96906) | | EA | | 3 | | | | | | | 17 | 6 | |
| P 0 | 5930-102-5710 | SWITCH, TOGGLE 9816MFP3 (74545) | | EA | | 2 | 2 | 2 | 2 | 2 | 2 | 24 | 17 | 7 | |
| P F | 5640-101-4834 | INSULATION, SLEEVE: SUMP SWITCH WIRE S9046-16-9-250 (99193) (24 IN. REQUIRED) | | FT | | | REF | REF | REF | REF | REF | REF | 17 | 8 | |
| P F | 5340-779-3319 | STRAP, CABLE IDENTIFICATION MS17821-2-9 (96906) | | EA | | 4 | REF | REF | REF | REF | REF | REF | 17 | 9 | |
| P2F | 5999-824-9834 | HARNES ASSEMBLY, 60 CYCLE, POWER OUT 695629-2 (99193) (COMPONENTS SAME AS HARNES ASSEMBLY, STOCK NO. 5999-824-9833 EXCEPT WHERE INDIVIDUAL COMPONENTS ARE ANNOTATED) | | EA | | 1 | * | * | * | * | * | * | 5 | 18 | 1 |

| (1) SMR CODE | (2) FEDERAL STOCK NUMBER | (3) DESCRIPTION REFERENCE NO. & MFR. CODE USABLE ON CODE | | (4) UNIT OF ISSUE | (5) QTY INC IN UNIT PACK | (6) QTY INC IN UNIT | (7) 30-DAY DS MAINT ALLOWANCE | | | (8) ILLUS- 30-DAY GS MAINT ALLOWANCE | | | (9) 1-YR ALW PER 100 EQUIP CNTGNCY | (10) ILLUS- TRATION | |
|--------------------|-----------------------------------|--|--|----------------------------|--------------------------------------|---------------------------------|--|-------|--------|--|-------|--------|--|---------------------------|-------------|
| | | | | | | | (a) | (b) | (c) | (a) | (b) | (c) | | (a) | (b) |
| | | | | | | | 1-20 | 21-50 | 51-100 | 1-20 | 21-50 | 51-100 | | FIG NO. | ITEM NO. |
| P2F | 5999-824-9833 | HARNESS ASSEMBLY, 60 CYCLE, POWER IN 695629-1 (9)193) | | EA | | 1 | * | * | * | * | * | 5 | 18 | 1 | |
| P F | 5940-069-3458 | TERMINAL LUG YAEV6CL2 (09922) | | EA | | 8 | REF | REF | REF | REF | REF | REF | 18 | 2 | |
| P F | 5940-557-4345 | TERMINAL LUG YAEV8CL3 (09922) | | EA | | 2 | REF | REF | REF | REF | REF | REF | 18 | 3 | |
| P F | 5340-944-1499 | STRAP: CABLE IDENTIFICATION MS17822-1-9 (96906) | | EA | | 2 | REF | REF | REF | REF | REF | REF | 18 | 4 | |
| P F | 5340-779-3319 | STRAP: CABLE CLAMPING MS17821-2-9 (96906) | | EA | | V | REF | REF | REF | REF | REF | REF | 18 | 5 | |
| P 0 | 5935-574-7541 | CONNECTOR RECEPTACLE: POWER IN CABLE 697207-3 (99193) (USED ON HARNESS ASSEMBLY, STOCK No. 5999-824-9833, ONLY) | | EA | | 1 | * | * | 2 | * | * | 2 | 6 | 18 | 6 |
| P 0 | 5935-560-0151 | CONNECTOR RECEPTACLE: POWER OUT CABLE 697207-4 (99193) (USED ON HARNESS ASSEMBLY, STOCK NO. 5999-824-9834, ONLY) | | EA | | 1 | * | * | 2 | * | * | 2 | 6 | 18 | 6 |
| P F | 6145-022-1921 | WIRE, ELECTRICAL AN6TYPE2MI LW5086 (81349) | | FT | | V | REF | REF | REF | REF | REF | REF | 18 | 7 | |
| P F | | WIRE, ELECTRICAL AN8TYPE2MI LW5086 (81349) | | FT | | V | REF | REF | REF | REF | REF | REF | 18 | 8 | |
| P2F | 5999-824-9825 | HARNESS ASSEMBLY, 400 CYCLE, POWER OUT 695628-2 (99193) (COMPONENTS SAME AS HARNESS ASSEMBLY, STOCK NO. 5999-824-9824, EXCEPT WHERE INDIVIDUAL COMPONENTS ARE ANNOTATED) | | EA | | 1 | * | * | * | * | * | 5 | 19 | 1 | |
| P2F | 5999-824-9824 | HARNESS ASSEMBLY, 400 CYCLE, POWER IN 695628-1 (99193) | | EA | | 1 | * | * | * | * | * | 5 | 19 | 1 | |
| P F | 5940-551-4338 | TERMINAL LUG YAEV4CL2 (09922) | | EA | | 8 | REF | REF | REF | REF | REF | REF | 19 | 2 | |
| P F | 5940-557-4345 | TERMINAL LUG YAEV8CL3 (09922) | | EA | | 2 | REF | REF | REF | REF | REF | REF | 19 | 3 | |

| (1) SMR CODE | (2) FEDERAL STOCK NUMBER | (3) DESCRIPTION REFERENCE NO. & MFR. CODE USABLE ON CODE | | (4) UNIT OF ISSUE | (5) QTY INC IN UNIT PACK | (6) QTY INC IN UNIT | (7) 30-DAY DS MAINT ALLOWANCE | | | (8) ILLUS- 30-DAY GS MAINT ALLOWANCE | | | (9) 1-YR ALW PER 100 EQUIP CNTGCTY | (10) ILLUS- TRATION | |
|--------------------|-----------------------------------|---|--|----------------------------|--------------------------------------|---------------------------------|--|-------|--------|--|-------|--------|--|---------------------------|--------------------|
| | | | | | | | (a) | (b) | (c) | (a) | (b) | (c) | | (a) FIG NO. | (b) ITEM NO. |
| | | | | | | | 1-20 | 21-50 | 51-100 | 1-20 | 21-50 | 51-100 | | | |
| P F | 5340-944-1 499 | STRAP, CABLE IDENTIFICATION MS1 7822-1-9 (96906) | | EA | | 2 | REF | REF | REF | REF | REF | REF | REF | 19 | 4 |
| P F | 5340-779-3319 | STRAP, PLASTIC: CABLE CLAMPING MS 17821-2-9 (96906) | | EA | | V | REF | REF | REF | REF | REF | REF | REF | 19 | 5 |
| X1 | | CONNECTOR, RECEPTACLE 697207-1 (99193) (USED ON HARNESS ASSEMBLY, STOCK NO. 5999-824-9824, ONLY) | | EA | | 1 | | | | | | | | 19 | 6 |

| (1) SMR CODE | (2) FEDERAL STOCK NUMBER | (3) DESCRIPTION REFERENCE NO. & MFR. CODE USABLE ON CODE | (4) UNIT OF ISSUE | (5) QTY INC IN UNIT PACK | (6) QTY INC IN UNIT | (7) 30-DAY DS MAINT ALLOWANCE | | | (8) ILLUS- 30-DAY GS MAINT ALLOWANCE | | | (9) 1-YR ALW PER 100 EQUIP CNTGCV | (10) ILLUS- TRATION | |
|--------------------|-----------------------------------|---|----------------------------|--------------------------------------|---------------------------------|--|-------|--------|--|-------|--------|---|---------------------------|--------------------|
| | | | | | | (a) | (b) | (c) | (a) | (b) | (c) | | (a) FIG NO. | (b) ITEM NO. |
| | | | | | | 1-20 | 21-50 | 51-100 | 1-20 | 21-50 | 51-100 | | | |
| X1 | | CONNECTOR, RECEPTACLE 697207-2 (99193) (USED ON HARNESS ASSEMBLY, STOCK NO. 5999-824-9825 ONLY) | EA | | 1 | | | | | | | | 19 | 6 |
| P F | 6145-022-1983 | WIRE ELECTRICAL AN4TYPE2MILW5086 (81349) | FT | | V | REF | REF | REF | REF | REP | REF | REF | 19 | 7 |
| P F | 6145-022-1990 | WIRE ELECTRICAL AN8TYPE2MIL50&6 (81 349) | FT | | V | REF | REF | REF | REF | REF | REF | REF | 19 | 8 |
| M F | | WIRE ASSEMBLY: FROM LIGHT 4-2 TO TERMINAL BOARD 3-5 695630-1 (26533) MANUFACTURE FROM: TERMINAL LUG, 1 EA, FSN 5940-863-1244 TERMINAL LUG, 1 EA, FSN 5940-644-8713 WIRE, ELECTRICAL, FSN 6145-578-6605 | EA | | 1 | | | | | | | | 20 | 1 |
| M F | | WIRE ASSEMBLY: FROM CIRCUIT BREAKER 8-2 TO SWITCH 2-3 695630-115 (26533) MANUFACTURE FROM: TERMINAL LUG, 1 EA, FSN 5940-537-1627 TERMINAL LUG, 1 EA, FSN 5940-534-O970 WIRE, ELECTRICAL, FSN 6145-578-6605 | EA | | 1 | | | | | | | | 20 | 1 |
| M F | | WIRE ASSEMBLY: FROM JUNCTION 10 NEUTRAL TO TERMINAL BOARD 3-4 695630-13 (26533) MANUFACTURE FROM: TERMINAL LUG, 1 EA, FSN 5940-557-1627 TERMINAL LUG, 1 EA, FSN 5940-644-8713 WIRE, ELECTRICAL, FSN 6145- 239-6987 | EA | | 1 | | | | | | | | 20 | 1 |
| M F | | WIRE ASSEMBLY: FROM LIGHT 4-3 TO TERMINAL BOARD 4-4 695630-17 (26533) MANUFACTURE FROM: TERMINAL LUG, 1 EA, FSN 5940-863-1244 TERMINAL LUG, 1 EA, FSN 5940-644-8713 WIRE, ELECTRICAL , 6145-578-6605 | EA | | 1 | | | | | | | | 20 | 1 |
| | | | | | | | | | | | | | 20 | 2 |
| | | | | | | | | | | | | | 20 | 3 |
| | | | | | | | | | | | | | 20 | 4 |
| | | | | | | | | | | | | | 20 | 4 |

| (1) SMR CODE | (2) FEDERAL STOCK NUMBER | (3) DESCRIPTION REFERENCE NO. & MFR. CODE USABLE ON CODE | (4) UNIT OF ISSUE | (5) QTY INC IN UNIT PACK | (6) QTY INC IN UNIT | (7) 30-DAY DS MAINT ALLOWANCE | | | (8) ILLUS- 30-DAY GS MAINT ALLOWANCE | | | (9) 1-YR ALW PER 100 EQUIP CNTGCV | (10) ILLUS- TRATION | |
|--------------------|-----------------------------------|--|----------------------------|--------------------------------------|---------------------------------|--|-------|--------|--|-------|--------|---|---------------------------|--------------------|
| | | | | | | (a) | (b) | (c) | (a) | (b) | (c) | | (a) FIG NO. | (b) ITEM NO. |
| | | | | | | 1-20 | 21-50 | 51-100 | 1-20 | 21-50 | 51-100 | | | |
| M F | | WIRE ASSEMBLY: FROM JUNCTION 23 GROUND TO TERMINAL BOARD 4-4 695630-25 (26533) MANUFACTURE FROM: TERMINAL LUG, 1 EA, FSN 5940-557-1627 TERMINAL LUG, 1 EA, FSN 5940-644-8713 WIRE, ELECTRICAL, FSN 6145-239-6987 | EA | | 1 | | | | | | | | 20 | 1 |
| | | | | | | | | | | | | | 20 | 2 |
| | | | | | | | | | | | | | 20 | 3 |
| | | | | | | | | | | | | | 20 | 4 |
| M F | | WIRE ASSEMBLY: FROM JUNCTION 9 GROUND TO TERMINAL BOARD 4-1 695630-41 (26533) MANUFACTURE FROM: TERMINAL LUG, 1 EA, FSN 5940-557-1627 TERMINAL LUG, 1 EA, FSN 5940-644-8713 WIRE, ELECTRICAL, FSN 6145-239-6987 | EA | | 1 | | | | | | | | 20 | 1 |
| | | | | | | | | | | | | | 20 | 2 |
| | | | | | | | | | | | | | 20 | 3 |
| | | | | | | | | | | | | | 20 | 4 |
| M F | | WIRE ASSEMBLY: FROM SWITCH 1 TO JUNCTION 11 GROUND 695630-49 (26533) MANUFACTURE FROM: TERMINAL LUG, 1 EA, FSN 5940-534-0970 TERMINAL LUG, 1 EA, FSN 5940-557-1627 WIRE, ELECTRICAL, FSN 6145-578-6605 | EA | | 1 | | | | | | | | 20 | 1 |
| | | | | | | | | | | | | | 20 | 2 |
| | | | | | | | | | | | | | 20 | 3 |
| | | | | | | | | | | | | | 20 | 4 |
| M F | | WIRE ASSEMBLY: FROM LIGHT 4-1 TO SWITCH 1-4 695630-65 (26533) MANUFACTURE FROM: TERMINAL LUG, 1 EA, FSN 5940-863-1244 TERMINAL LUG, 1 EA, FSN 5,40-534-0970 WIRE, ELECTRICAL, FSN 6145-578-6605 | EA | | 1 | | | | | | | | 20 | 1 |
| | | | | | | | | | | | | | 20 | 2 |
| | | | | | | | | | | | | | 20 | 3 |
| | | | | | | | | | | | | | 20 | 4 |
| M F | | WIRE ASSEMBLY: FROM JUNCTION 28 NEUTRAL, TO TERMINAL BOARD 3-4 695630-9 (26533) MANUFACTURE FROM: TERMINAL LUG, 1 EA, FSN 5940-557-1627 TERMINAL LUG, 1 EA, FSN 5940-644-8713 WIRE, ELECTRICAL, FSN 6145-239-6987 | EA | | 1 | | | | | | | | 20 | 1 |
| | | | | | | | | | | | | | 20 | 2 |
| | | | | | | | | | | | | | 20 | 3 |
| | | | | | | | | | | | | | 20 | 4 |

| (1) SMR CODE | (2) FEDERAL STOCK NUMBER | (3) DESCRIPTION REFERENCE NO. & MFR. CODE USABLE ON CODE | | (4) UNIT OF ISSUE | (5) QTY INC IN UNIT PACK | (6) QTY INC IN UNIT | (7) 30-DAY DS MAINT ALLOWANCE | | | (8) ILLUS- 30-DAY GS MAINT ALLOWANCE | | | (9) 1-YR ALW PER 100 EQUIP CNTGCV | (10) ILLUS- TRATION | |
|--------------------|-----------------------------------|--|--|----------------------------|--------------------------------------|---------------------------------|--|-------|--------|--|-------|--------|---|---------------------------|--------------------|
| | | | | | | | (a) | (b) | (c) | (a) | (b) | (c) | | (a) FIG NO. | (b) ITEM NO. |
| | | | | | | | 1-20 | 21-50 | 51-100 | 1-20 | 21-50 | 51-100 | | | |
| M F | | WIRE ASSEMBLY: FROM SWITCH 2-1 TO SWITCH 1-2 695630-119 (26533) MANUFACTURE FROM: TERMINAL LUG, 2 EA, FSN 5940-534-0970 WIRE, ELECTRICAL, (81349) FSN 6145-578-6605 | | EA | | 1 | | | | | | | | 20 | 5 |
| | | | | | | | | | | | | | | 20 | 6 |
| | | | | | | | | | | | | | | 20 | 7 |
| M F | | WIRE ASSEMBLY: FROM SWITCH 1-3 TO SWITCH 2-3 695630-121 (26533) MANUFACTURE FROM: TERMINAL LUG, 2 EA, FSN 5940-534-0970 WIRE, ELECTRICAL, (81349) FSN 6145-578-6605 | | EA | | 1 | | | | | | | | 20 | 5 |
| | | | | | | | | | | | | | | 20 | 6 |
| | | | | | | | | | | | | | | 20 | 7 |
| M F | | WIRE ASSEMBLY: FROM JUNCTION 28 NEUTRAL TO TERMINAL BOARD 3-4 695630-11 (26533) MANUFACTURE FROM: TERMINAL LUG, 2 EA, FSN 5940-557-1627 WIRE, ELECTRICAL, FSN 6145-239-6987 | | EA | | 1 | | | | | | | | 20 | 5 |
| | | | | | | | | | | | | | | 20 | 6 |
| | | | | | | | | | | | | | | 20 | 7 |
| M F | | WIRE ASSEMBLY: FROM LIGHT 1-1 TO SWITCH 2-1 695630-123 (26533) MANUFACTURE FROM: TERMINAL LUG, 2 EA, FSN 5940-534-0970 WIRE, ELECTRICAL, FSN 6145-578-6605 | | EA | | 1 | | | | | | | | 20 | 5 |
| | | | | | | | | | | | | | | 20 | 6 |
| | | | | | | | | | | | | | | 20 | 7 |
| M F | | WIRE ASSEMBLY: FROM JUNCTION 10 NEUTRAL TO JUNCTION 12 NEUTRAL 695630-15 (26533) MANUFACTURE FROM: TERMINAL LUG, 2 EA, FSN 5940-557-1627 WIRE, ELECTRICAL, FSN 6145-239-6987 | | EA | | 1 | | | | | | | | 20 | 5 |
| | | | | | | | | | | | | | | 20 | 6 |
| | | | | | | | | | | | | | | 20 | 7 |
| M F | | WIRE ASSEMBLY: FROM LIGHT 5-3 TO LIGHT 4-3 695630-19 (26533) MANUFACTURE FROM: TERMINAL LUG, 2 CA, FSN 5940-863-1244 WIRE, ELECTRICAL, FSN 6145-578-6605 | | EA | | 1 | | | | | | | | 20 | 5 |
| | | | | | | | | | | | | | | 20 | 6 |
| | | | | | | | | | | | | | | 20 | 7 |

| (1) SMR CODE | (2) FEDERAL STOCK NUMBER | (3) DESCRIPTION REFERENCE NO. & MFR. CODE USABLE ON CODE | (4) UNIT OF ISSUE | (5) QTY INC IN UNIT PACK | (6) QTY INC IN UNIT | (7) 30-DAY DS MAINT ALLOWANCE | | | (8) ILLUS- 30-DAY GS MAINT ALLOWANCE | | | (9) 1-YR ALW PER 100 EQUIP CNTGCV | (10) ILLUS- TRATION | |
|--------------------|-----------------------------------|--|----------------------------|--------------------------------------|---------------------------------|--|-------|--------|--|-------|--------|---|---------------------------|-------------|
| | | | | | | (a) | (b) | (c) | (a) | (b) | (c) | | (a) | (b) |
| | | | | | | 1-20 | 21-50 | 51-100 | 1-20 | 21-50 | 51-100 | | FIG NO. | ITEM NO. |
| M F | | WIRE ASSEMBLY: FROM JUNCTION 28 GROUND TO JUNCTION 26 GROUND 695630-33 (26533) MANUFACTURE FROM: TERMINAL LUG, 2 EA, FSN 5940-557-1627 WIRE, ELECTRICAL, FSN 6145-239-6987 | EA | | 1 | | | | | | | | 20 | 5 |
| | | | | | | | | | | | | | 20 | 6 |
| | | | | | | | | | | | | | 20 | 7 |
| M F | | WIRE ASSEMBLY: FROM JUNCTION 28 GROUND TO JUNCTION 27 GROUND 695630-35 (26533) MANUFACTURE FROM: TERMINAL LUG, 2 EA, FSN 5940-557-1627 WIRE, ELECTRICAL, FSN 6145-239-6987 | EA | | 1 | | | | | | | | 20 | 5 |
| | | | | | | | | | | | | | 20 | 6 |
| | | | | | | | | | | | | | 20 | 7 |
| M F | | WIRE ASSEMBLY: FROM JUNCTION 27 GROUND TO JUNCTION 30 GROUND 695630-37 (26533) MANUFACTURE FROM: TERMINAL LUG, 2 EA, FSN 5940-557-1627 WIRE, ELECTRICAL, FSN 6145-239-6987 | EA | | 1 | | | | | | | | 20 | 5 |
| | | | | | | | | | | | | | 20 | 6 |
| | | | | | | | | | | | | | 20 | 7 |
| M F | | WIRE ASSEMBLY: FROM JUNCTION 30 GROUND TO JUNCTION 29 GROUND 695630-39 (26533) MANUFACTURE FROM: TERMINAL LUG, 2 EA, FSN 5940-557-1627 WIRE, ELECTRICAL, FSN 6145-239-6987 | EA | | 1 | | | | | | | | 20 | 5 |
| | | | | | | | | | | | | | 20 | 6 |
| | | | | | | | | | | | | | 20 | 7 |
| M F | | WIRE ASSEMBLY: FROM JUNCTION 9 GROUND TO JUNCTION 10 GROUND 695630-43 (26533) MANUFACTURE FROM: TERMINAL LUG, 2 EA, FSN 5940-557-1627 WIRE, ELECTRICAL, FSN 6145-239-6987 | EA | | 1 | | | | | | | | 20 | 5 |
| | | | | | | | | | | | | | 20 | 6 |
| | | | | | | | | | | | | | 20 | 7 |

| (1) SMR CODE | (2) FEDERAL STOCK NUMBER | (3) DESCRIPTION REFERENCE NO. & MFR. CODE USABLE ON CODE | | (4) UNIT OF ISSUE | (5) QTY INC IN UNIT PACK | (6) QTY INC IN UNIT | (7) 30-DAY DS MAINT ALLOWANCE | | | (8) ILLUS- 30-DAY GS MAINT ALLOWANCE | | | (9) 1-YR ALW PER 100 EQUIP CNTGCTY | (10) ILLUS- TRATION | |
|--------------------|-----------------------------------|---|----|----------------------------|--------------------------------------|---------------------------------|--|-------|--------|--|-------|--------|--|---------------------------|--------------------|
| | | | | | | | (a) | (b) | (c) | (a) | (b) | (c) | | (a) FIG NO. | (b) ITEM NO. |
| | | | | | | | 1-20 | 21-50 | 51-100 | 1-20 | 21-50 | 51-100 | | | |
| M F | | WIRE ASSEMBLY: FROM JUNCTION 28 GROUND TO JUNCTION 26 GROUND 695630-33 (26533) MANUFACTURE FROM | EA | | 1 | | | | | | | | 20 | 5 | |
| | | TERMINAL LUG, 2 EA, FSN 5940-557-1627 WIRE, ELECTRICAL, FSN 61 45-239-6987 | | | | | | | | | | | 20 | 6 | |
| M F | | WIRE ASSEMBLY: FROM JUNCTION 28 GROUND TO JUNCTION 27 GROUND 695630-35 (26533) MANUFACTURE FROM | EA | | 1 | | | | | | | | 20 | 5 | |
| | | TERMINAL LUG, 2 EA , FSN 5940-557-1627 WIRE, ELECTRICAL, FSN 61 45-239 6987 | | | | | | | | | | | 20 | 6 | |
| M F | | WIRE ASSEMBLY: FROM JUNCTION 27 GROUND TO JUNCTION 30 GROUND 695630-37 (26533) MANUFACTURE FROM | EA | | 1 | | | | | | | | 20 | 5 | |
| | | TERMINAL LUG, 2 EA, FSN 5940-557-1 627 WIRE, ELECTRICAL, FSN 61 45-239-6987 | | | | | | | | | | | 20 | 6 | |
| M F | | WIRE ASSEMBLY: FROM JUNCTION 30 GROUND TO JUNCTION 29 GROUND 69563039 (26533) MANUFACTURE FROM: | EA | | 1 | | | | | | | | 20 | 5 | |
| | | TERMINAL LUG, 2 EA, FSN 5940-557-1627 WIRE, ELECTRICAL, FSN 6145-239-6987 | | | | | | | | | | | 20 | 6 | |
| M F | | WIRE ASSEMBLY: FROM JUNCTION 9 GROUND TO JUNCTION 1 0 GROUND 695630 4 3 (26533) MANUFACTURE FROM: | EA | | 1 | | | | | | | | 20 | 5 | |
| | | TERMINAL LUG, 2 EA, FSN 5940-557-1627 WIRE, ELECTRICAL, FSN 61 45-239-6987 | | | | | | | | | | | 20 | 6 | |
| | | | | | | | | | | | | | 20 | 7 | |

| (1) SMR CODE | (2) FEDERAL STOCK NUMBER | (3) DESCRIPTION REFERENCE NO. & MFR. CODE USABLE ON CODE | | (4) UNIT OF ISSUE | (5) QTY INC IN UNIT PACK | (6) QTY INC IN UNIT | (7) 30-DAY DS MAINT ALLOWANCE | | | (8) ILLUS- 30-DAY GS MAINT ALLOWANCE | | | (9) 1-YR ALW PER 100 EQUIP CNTGCV | (10) ILLUS- TRATION | |
|--------------------|-----------------------------------|--|----|----------------------------|--------------------------------------|---------------------------------|--|-------|--------|--|-------|--------|---|---------------------------|--------------------|
| | | | | | | | (a) | (b) | (c) | (a) | (b) | (c) | | (a) FIG NO. | (b) ITEM NO. |
| | | | | | | | 1-20 | 21-50 | 51-100 | 1-20 | 21-50 | 51-100 | | | |
| M F | | WIRE ASSEMBLY: FROM JUNCTION 10 GROUND TO JUNCTION 11 GROUND 695630-45 (26533) MANUFACTURE FROM: TERMINAL LUG, 2 EA, FSN 5940-557-1627 WIRE, ELECTRICAL, FSN 6145-239-6987 | EA | | 1 | | | | | | | | 20 | 5 | |
| M F | | WIRE ASSEMBLY: FROM JUNCTION 11 GROUND TO UNCTION 12 GROUND 695630-47 (26533) MANUFACTURE FROM: TERMINAL LUG, 2 EA, FSN 5940-557-1627 WIRE, ELECTRICAL, FSN 6145-239-6987 | EA | | 1 | | | | | | | | 20 | 5 | |
| M F | | WIRE ASSEMBLY: FROM LIGHT 3-2 TO LIGHT 2-2 695630-5 (26533) MANUFACTURE FROM: TERMINAL LUG, 2 EA, FSN 5940-863-1244 WIRE, ELECTRICAL, 6145-578-6605 | EA | | 1 | | | | | | | | 20 | 5 | |
| M F | | WIRE ASSEMBLY: FROM SWITCH 1-1 TO SWITCH 2-2 695630-51 (26533) MANUFACTURE FROM: TERMINAL LUG, ? EA, FSN 5940-534-0970 WIRE, ELECTRICAL, FSN 6145-578-6605 | EA | | 1 | | | | | | | | 20 | 5 | |
| M F | | WIRE ASSEMBLY: FROM JUNCTION J12-AO TO CIRCUIT BREAKER 7-2 695630-53 (26533) MANUFACTURE FROM: TERMINAL LUG, 2 EA, FSN 5940-557-1627 WIRE, ELECTRICAL, FSN 6145-239-6987 | EA | | 1 | | | | | | | | 20 | 5 | |
| M F | | WIRE ASSEMBLY: FROM JUNCTION 30-AO TO CIRCUIT BREAKER 7-2 695630-55 (26533) MANUFACTURE FROM: TERMINAL LUG, 2 EA, FSN 5940-557-1627 WIRE, ELECTRICAL, FSN 6145-239-6987 | EA | | 1 | | | | | | | | 20 | 5 | |

| (1) SMR CODE | (2) FEDERAL STOCK NUMBER | (3) DESCRIPTION REFERENCE NO. & MFR. CODE USABLE ON CODE | | (4) UNIT OF ISSUE | (5) QTY INC IN UNIT PACK | (6) QTY INC IN UNIT | (7) 30-DAY DS MAINT ALLOWANCE | | | (8) ILLUS- 30-DAY GS MAINT ALLOWANCE | | | (9) 1-YR ALW PER 100 EQUIP CNTGCTY | (10) ILLUS- TRATION | |
|--------------------|-----------------------------------|--|----|----------------------------|--------------------------------------|---------------------------------|--|-------|--------|--|-------|--------|--|---------------------------|--------------------|
| | | | | | | | (a) | (b) | (c) | (a) | (b) | (c) | | (a) FIG NO. | (b) ITEM NO. |
| | | | | | | | 1-20 | 21-50 | 51-100 | 1-20 | 21-50 | 51-100 | | | |
| M F | | WIRE ASSEMBLY: FROM JUNCTION 10-B0 TO CIRCUIT BREAKER 6-2 695630-57 (26533) MANUFACTURE FROM: TERMINAL LUG, 2 EA, FSN 5940-557-1627 WIRE, ELECTRICAL, FSN 6145-239-6987 | EA | 1 | | | | | | | | | | 20 | 5 |
| M F | | WIRE ASSEMBLY: FROM JUNCTION 28-BO TO TO CIRCUIT BREAKER 6-2 695630-59 (26533) MANUFACTURE FROM: TERMINAL LUG, 2 EA, FSN 5940-557-1627 WIRE, ELECTRICAL, FSN 6145-239-6987 | EA | 1 | | | | | | | | | | 20 | 6 |
| M F | | WIRE ASSEMBLY: FROM JUNCTION 28-BO TO TO CIRCUIT BREAKER 6-2 695630-59 (26533) MANUFACTURE FROM: TERMINAL LUG, 2 EA, FSN 5940-557-1627 WIRE, ELECTRICAL, FSN 6145-239-6987 | EA | 1 | | | | | | | | | | 20 | 7 |
| M F | | WIRE ASSEMBLY: FROM LIGHT 3-1 TO LIGHT 2-1 695630-61 (26533) MANUFACTURE FROM: TERMINAL LUG, 2 EA, FSN 5940-863-1244 WIRE, ELECTRICAL, FSN 6145-578-6605 | EA | 1 | | | | | | | | | | 20 | 5 |
| M F | | WIRE ASSEMBLY: FROM LIGHT 6-1 TO LIGHT 7-1 695630-63 (26533) MANUFACTURE FROM: TERMINAL LUG, 2 EA, FSN 5940-863-1244 WIRE, ELECTRICAL, FSN 6145-578-6605 | EA | 1 | | | | | | | | | | 20 | 6 |
| M F | | WIRE ASSEMBLY: FROM LIGHT 5-1 TO LIGHT 4-1 695630-67 (26533) MANUFACTURE FROM: TERMINAL LUG, 2 EA, FSN 5940-863-1244 WIRE, ELECTRICAL, FSN 6145-578-6605 | EA | 1 | | | | | | | | | | 20 | 7 |
| M F | | WIRE ASSEMBLY: FROM LIGHT 5-1 TO LIGHT 4-1 695630-67 (26533) MANUFACTURE FROM: TERMINAL LUG, 2 EA, FSN 5940-863-1244 WIRE, ELECTRICAL, FSN 6145-578-6605 | EA | 1 | | | | | | | | | | 20 | 5 |
| M F | | WIRE ASSEMBLY: FROM JUNCTION 24-L2 TO CIRCUIT BREAKER 4-L3 695630-69 (26533) MANUFACTURE FROM: TERMINAL LUG, 2 EA, FSN 5940-557-1627 WIRE, ELECTRICAL, FSN 6145-239-6987 | EA | 1 | | | | | | | | | | 20 | 6 |
| M F | | WIRE ASSEMBLY: FROM JUNCTION 24-L2 TO CIRCUIT BREAKER 4-L3 695630-69 (26533) MANUFACTURE FROM: TERMINAL LUG, 2 EA, FSN 5940-557-1627 WIRE, ELECTRICAL, FSN 6145-239-6987 | EA | 1 | | | | | | | | | | 20 | 7 |

| (1) SMR CODE | (2) FEDERAL STOCK NUMBER | (3) DESCRIPTION REFERENCE NO. & MFR. CODE USABLE ON CODE | | (4) UNIT OF ISSUE | (5) QTY INC IN UNIT PACK | (6) QTY INC IN UNIT | (7) 30-DAY DS MAINT ALLOWANCE | | | (8) ILLUS- 30-DAY GS MAINT ALLOWANCE | | | (9) 1-YR ALW PER 100 EQUIP CNTGCV | (10) ILLUS- TRATION | |
|--------------------|-----------------------------------|---|----|----------------------------|--------------------------------------|---------------------------------|--|-------|--------|--|-------|--------|---|---------------------------|--------------------|
| | | | | | | | (a) | (b) | (c) | (a) | (b) | (c) | | (a) FIG NO. | (b) ITEM NO. |
| | | | | | | | 1-20 | 21-50 | 51-100 | 1-20 | 21-50 | 51-100 | | | |
| M F | | WIRE ASSEMBLY: FROM LIGHT 6-2 TO LIGHT 7-2 695630-7 (26533) MANUFACTURE FROM: TERMINAL LUG, 2 EA, FSN 5940-863-1244 WIRE, ELECTRICAL, FSN 6145-578-6605 | EA | | 1 | | | | | | | | | 20 | 5 |
| M F | | WIRE ASSEMBLY: FROM J ION 26-L2 TO JUNCTION 24-L2 695630-71 (26533) MANUFACTURE FROM: TERMINAL LUG, 2 EA, FSN 5940-557-1627 WIRE, ELECTRICAL, FSN 6145-239-6987 | EA | | 1 | | | | | | | | | 20 | 6 |
| M F | | WIRE ASSEMBLY: FROM JUNCTION 24 COMMON, TO CIRCUIT BREAKER 4-L1 695630-73 (26533) MANUFACTURE FROM: TERMINAL LUG, 2 EA, FSN 5940-557-1627 WIRE, ELECTRICAL, FSN 61145-239-6987 | EA | | 1 | | | | | | | | | 20 | 7 |
| M F | | WIRE ASSEMBLY: FROM JUNCTION 26 COMMON, TO JUNCTION 24 COMMON 695630-75 (26533) MANUFACTURE FROM: TERMINAL LUG, 2 EA, FSN 5940-557-1627 WIRE, ELECTRICAL, FSN 6145-239-6987 | EA | | 1 | | | | | | | | | 20 | 5 |
| M F | | WIRE ASSEMBLY: FROM JUNCTION 11-L1 TO CIRCUIT BREAKER 5-L3 695630-77 (26533) MANUFACTURE FROM: TERMINAL LUG, 2 EA, FSN 5940-557-1627 WIRE, ELECTRICAL, FSN 6145-239-6987 | EA | | 1 | | | | | | | | | 20 | 6 |
| M F | | WIRE ASSEMBLY: FROM JUNCTION 29-L1 TO CIRCUIT BREAKER 5-L3 695630-79 (26533) MANUFACTURE FROM: TERMINAL LUG, 2 EA, FSN 5940-557-1627 WIRE, ELECTRICAL, FSN 6945-239-6987 | EA | | 1 | | | | | | | | | 20 | 7 |
| M F | | WIRE ASSEMBLY: FROM JUNCTION 29-L1 CIRCUIT BREAKER 5-L3 695960-79 (26533) MANUFACTURE FROM: TERMINAL LUG, 2 EA, FSN 5940-5571627 WIRE, ELECTRICAL, FSN 6945-239-6987 | EA | | 1 | | | | | | | | | 20 | 5 |
| | | | | | | | | | | | | | | 20 | 6 |
| | | | | | | | | | | | | | | 20 | 7 |

| (1) SMR CODE | (2) FEDERAL STOCK NUMBER | (3) DESCRIPTION REFERENCE NO. & MFR. CODE USABLE ON CODE | | (4) UNIT OF ISSUE | (5) QTY INC IN UNIT PACK | (6) QTY INC IN UNIT | (7) 30-DAY DS MAINT ALLOWANCE | | | (8) ILLUS- 30-DAY GS MAINT ALLOWANCE | | | (9) 1-YR ALW PER 100 EQUIP CNTGCTY | (10) ILLUS- TRATION | |
|--------------------|-----------------------------------|---|----|----------------------------|--------------------------------------|---------------------------------|--|-------|--------|--|-------|--------|--|---------------------------|--------------------|
| | | | | | | | (a) | (b) | (c) | (a) | (b) | (c) | | (a) FIG NO. | (b) ITEM NO. |
| | | | | | | | 1-20 | 21-50 | 51-100 | 1-20 | 21-50 | 51-100 | | | |
| M F | | WIRE ASSEMBLY: FROM JUNCTION 11 COMMON, TO CIRCUIT BREAKER 5-L1 695630-81 (26533) MANUFACTURE FROM: TERMINAL LUG, 2 EA, FSN 5940-557-1627 WIRE, ELECTRICAL, FSN 6145-239-6987 | EA | | 1 | | | | | | | | 20 | 5 | |
| M F | | WIRE ASSEMBLY: FROM JUNCTION 29 COMMON, TO CIRCUIT BREAKER 5-L1 695630-83 (26533) MANUFACTURE FROM: TERMINAL LUG, 2 EA, FSN 5940-557-1627 WIRE, ELECTRICAL, FSN 6145-239-6987 | EA | | 1 | | | | | | | | 20 | 6 | |
| M F | | WIRE ASSEMBLY: FROM JUNCTION 9-L1 TO CIRCUIT BREAKER 12-L3 695630-85 (26533) MANUFACTURE FROM: TERMINAL LUG, 2 EA, FSN 5940-557-1627 WIRE, ELECTRICAL, FSN 6145-239-6987 | EA | | 1 | | | | | | | | 20 | 7 | |
| M F | | WIRE ASSEMBLY: FROM JUNCTION 27-L1 TO CIRCUIT BREAKER 12-L3 695630-87 (26533) MANUFACTURE FROM: TERMINAL LUG, 2 EA, FSN 5940-557-1627 WIRE, ELECTRICAL, FSN 61 45-239-6987 | EA | | 1 | | | | | | | | 20 | 5 | |
| M F | | WIRE ASSEMBLY: FROM JUNCTION 9 COMMON, TO CIRCUIT BREAKER 12-L1 695630-89 (26533) MANUFACTURE FROM: TERMINAL LUG, 2 EA, FSN 5940-557-1627 WIRE, ELECTRICAL, FSN 6145-239-6987 | EA | | 1 | | | | | | | | 20 | 6 | |
| | | | | | | | | | | | | | 20 | 7 | |

| (1) SMR CODE | (2) FEDERAL STOCK NUMBER | (3) DESCRIPTION REFERENCE NO. & MFR. CODE USABLE ON CODE | | (4) UNIT OF ISSUE | (5) QTY INC IN UNIT PACK | (6) QTY INC IN UNIT | (7) 30-DAY DS MAINT ALLOWANCE | | | (8) ILLUS- 30-DAY GS MAINT ALLOWANCE | | | (9) 1-YR ALW PER 100 EQUIP CNTGCTY | (10) ILLUS- TRATION | |
|--------------------|-----------------------------------|--|--|----------------------------|--------------------------------------|---------------------------------|--|-------|--------|--|-------|--------|--|---------------------------|--------------------|
| | | | | | | | (a) | (b) | (c) | (a) | (b) | (c) | | (a) FIG NO. | (b) ITEM NO. |
| | | | | | | | 1-20 | 21-50 | 51-100 | 1-20 | 21-50 | 51-100 | | | |
| M F | | WIRE ASSEMBLY: FROM JUNCTION 27 COMMON, TO CIRCUIT BREAKER 12-L1 695630-91 (26533) MANUFACTURE FROM: TERMINAL LUG, 2 EA, FSN 5940-557-1627 WIRE, ELECTRICAL, FSN 6145-239-6987 | | EA | | 1 | | | | | | | | 20 | 5 |
| M F | | WIRE ASSEMBLY: FROM JUNCTION 23 COMMON, TO CIRCUIT BREAKER 13-L1 695630-93 (26533) MANUFACTURE FROM: TERMINAL LUG, 2 EA, FSN 5940-557-1627 WIRE, ELECTRICAL, FSN 6145-239-6987 | | EA | | 1 | | | | | | | | 20 | 6 |
| M F | | WIRE ASSEMBLY: FROM JUNCTION 25 COMMON, TO JUNCTION 23 COMMON 695630-95 (26533) MANUFACTURE FROM: TERMINAL LUG, 2 EA, FSN 5940-557-1627 WIRE, ELECTRICAL, FSN 6145-239-6987 | | EA | | 1 | | | | | | | | 20 | 7 |
| M F | | WIRE ASSEMBLY: FROM JUNCTION 23-L2 TO CIRCUIT BREAKER 13-L3 695630-97 (26533) MANUFACTURE FROM: TERMINAL LUG, 2 EA, FSN 5940-557-1627 WIRE, ELECTRICAL, FSN 6145-239-6987 | | EA | | 1 | | | | | | | | 20 | 5 |
| M F | | WIRE ASSEMBLY: FROM JUNCTION 25-L2 TO JUNCTION 23-L2 695630-99 (26533) MANUFACTURE FROM: TERMINAL LUG, 2 EA, FSN 5940-557-1627 WIRE, ELECTRICAL, FSN 6145-239-6987 | | EA | | 1 | | | | | | | | 20 | 6 |
| | | | | | | | | | | | | | | 20 | 7 |

| (1) SMR CODE | (2) FEDERAL STOCK NUMBER | (3) DESCRIPTION REFERENCE NO. & MFR. CODE USABLE ON CODE | | (4) UNIT OF ISSUE | (5) QTY INC IN UNIT PACK | (6) QTY INC IN UNIT | (7) 30-DAY DS MAINT ALLOWANCE | | | (8) ILLUS- 30-DAY GS MAINT ALLOWANCE | | | (9) 1-YR ALW PER 100 EQUIP CNTGNCY | (10) ILLUS- TRATION | |
|--------------------|-----------------------------------|---|--|----------------------------|--------------------------------------|---------------------------------|--|-------|--------|--|-------|--------|--|---------------------------|--------------------|
| | | | | | | | (a) | (b) | (c) | (a) | (b) | (c) | | (a) FIG NO. | (b) ITEM NO. |
| | | | | | | | 1-20 | 21-50 | 51-100 | 1-20 | 21-50 | 51-100 | | | |
| X2F | | CABLE ASSEMBLY, FLUORESCENT LIGHT 695631 -7 (26533) (COMPONENTS SAME AS CABLE ASSEMBLY, STOCK NO. (26533) 695631-5) | | EA | | 1 | | | | | | | | 21 | 1 |
| X2F | | CABLE ASSEMBLY, FLUORESCENT LIGHT 695631-5 (26533) | | EA | | 1 | | | | | | | | 21 | 1 |
| P F | 5940-863-1244 | TERMINAL LUG 31880 (00779) | | EA | | 6 | REF | REF | REF | REF | REF | REF | REF | 21 | 2 |
| P F | 5340-944-1499 | STRAP, IDENTIFICATION MS17822-1-9 (96906) | | EA | | 2 | REF | REF | REF | REF | REF | REF | REF | 21 | 3 |
| P F | 5640-101-4834 | INSULATION, SLEEVING S59046-169-1 00 (99193) | | FT | | V | REF | REF | REF | REF | REF | REF | REF | 21 | 4 |
| P F | 5935-283-3359 | PLUG DT2304G (09922) | | EA | | 2 | * | * | 2 | * | * | 2 | 11 | 21 | 5 |
| P F | | WIRE, ELECTRICAL AN16TYPE2MILW5086 (81349) | | FT | | V | REF | REF | REF | REF | REF | REF | REF | 21 | 6 |
| X2F | | CABLE ASSEMBLY, FLUORESCENT LIGHTS 695631-3 (26533) (COMPONENTS SAME AS CABLE ASSEMBLY, STOCK NO. (26533) 695631-1) | | EA | | 1 | | | | | | | | 22 | 1 |
| P2F | 5935-476-4071 | CABLE ASSEMBLY, FLUORESCENT LIGHTS 695631-1 (26533) | | EA | | 1 | * | * | * | * | * | * | 5 | 22 | 1 |
| P F | 5940-863-1244 | TERMINAL LUG 31880 (00779) | | EA | | 4 | REF | REF | REF | REF | REF | REF | REF | 22 | 2 |
| P F | 5940-204-8966 | TERMINAL LUG 31882 (00779) | | EA | | 2 | REF | REF | REF | REF | REF | REF | REF | 22 | 3 |
| P2F | 5935-070-5777 | HOOD, PLUG 7605564 (00000) | | EA | | 2 | * | * | * | * | * | * | 5 | 22 | 4 |
| P F | 5640-042-14828 | INSULATION, SLEEVING (12 IN. REQUIRED) 59046-3-9-1200 (99193) | | FT | | | REF | REF | REF | REF | REF | REF | REF | 22 | 5 |

| (1) SMR CODE | (2) FEDERAL STOCK NUMBER | (3) DESCRIPTION REFERENCE NO. & MFR. CODE USABLE ON CODE | | (4) UNIT OF ISSUE | (5) QTY INC IN UNIT PACK | (6) QTY INC IN UNIT | (7) 30-DAY DS MAINT ALLOWANCE | | | (8) ILLUS- 30-DAY GS MAINT ALLOWANCE | | | (9) 1-YR ALW PER 100 EQUIP CNTG CY | (10) ILLUS- TRATION | |
|--------------------|-----------------------------------|--|--|----------------------------|--------------------------------------|---------------------------------|--|-------|--------|--|-------|--------|---|---------------------------|--------------------|
| | | | | | | | (a) | (b) | (c) | (a) | (b) | (c) | | (a) FIG NO. | (b) ITEM NO. |
| | | | | | | | 1-20 | 21-50 | 51-100 | 1-20 | 21-50 | 51-100 | | | |
| P F | 5640-101-4834 | INSULATION, SLEEVING (3 FT REQUIRED) S9046-16-9-1 00 (99193) | | FT | | | REF | REF | REF | REF | REF | REF | REF | 22 | 6 |
| P F | 5935-827-9401 | RECEPTACLE 7599367 (00000) | | EA | 2 | * | * | 2 | * | * | 2 | 11 | REF | 22 | 7 |
| P F | 6145-578-6605 | WIRE, ELECTRICAL AN16TYPE2MILW5086 (81 349) | | FT | V | REF | REF | REF | REF | REF | REF | REF | REF | 22 | 8 |
| P2F | 5995-135-0010 | HARNESS ASSEMBLY, SURGICAL LIGHTS 695840-5 (26533) (COMPONENTS SAME AS HARNESS ASSEMBLY, STOCK No. 5995-135-0008) | | EA | 1 | * | * | * | * | * | * | 5 | REF | 23 | 1 |
| P2F | 5995-135-0009 | HARNESS ASSEMBLY, SURGICAL LIGHTS 695840-3 (26533) (COMPONENTS SAME AS HARNESS ASSEMBLY, STOCK No. 5995-135-0008) | | EA | 1 | * | * | * | * | * | * | 5 | REF | 23 | 1 |
| P2F | 5995-135-0008 | HARNESS ASSEMBLY, SURGICAL LIGHTS 695840-1 (26533) | | EA | 1 | * | * | * | * | * | * | 5 | REF | 23 | 1 |
| P F | 5940-644-8713 | TERMINAL LUG 31900 (00779) | | EA | 3 | REF | REF | REF | REF | REF | REF | REF | REF | 23 | 2 |
| P F | 5940-534-0970 | TERMINAL LUG 31898 (00779) | | EA | 3 | REF | REF | REF | REF | REF | REF | REF | REF | 23 | 3 |
| P F | 5340-074-2072 | STRAP, IDENTIFICATION MS17821-1-9 (96906) | | EA | 3 | * | * | 2 | * | * | 2 | 11 | REF | 23 | 4 |
| P F | 5640-042-4830 | INSULATION, SLEEVING (3 FT REQUIRED) S9052-12-9-100 (99193) | | FT | | 2 | 2 | 2 | 2 | 2 | 2 | 24 | REF | 23 | 5 |
| P F | 5935-879-8472 | CONTACT DM53744-6 (711 68) | | EA | 9 | * | * | 2 | * | * | 2 | 11 | REF | 23 | 6 |
| P F | 5935-754-7676 | CONNECTOR, RECEPTACLE DAM3W3S (71 468) | | EA | 3 | * | * | 2 | * | * | 2 | 11 | REF | 23 | 7 |
| P F | 6145-239-6987 | WIRE, ELECTRICAL MS27125-12 (96906) | | FT | V | REF | REF | REF | REF | REF | REF | REF | REF | 23 | 8 |
| P2F | 5999-824-9836 | HARNESS ASSEMBLY, SURGICAL AND AIR LOCK LIGHTS 695841-1 (26533) | | EA | 1 | * | * | * | * | * | * | 5 | REF | 24 | 1 |

| (1) SMR CODE | (2) FEDERAL STOCK NUMBER | (3) DESCRIPTION REFERENCE NO. & MFR. CODE USABLE ON CODE | | (4) UNIT OF ISSUE | (5) QTY INC IN UNIT PACK | (6) QTY INC IN UNIT | (7) 30-DAY DS MAINT ALLOWANCE | | | (8) ILLUS- 30-DAY GS MAINT ALLOWANCE | | | (9) 1-YR ALW PER 100 EQUIP CNTG CY | (10) ILLUS- TRATION | |
|--------------------|-----------------------------------|---|--|----------------------------|--------------------------------------|---------------------------------|--|-------|--------|--|-------|--------|---|---------------------------|--------------------|
| | | | | | | | (a) | (b) | (c) | (a) | (b) | (c) | | (a) FIG NO. | (b) ITEM NO. |
| | | | | | | | 1-20 | 21-50 | 51-100 | 1-20 | 21-50 | 51-100 | | | |
| P F | 5940-557-1627 | TERMINAL LUG 31899 (00779) | | EA | | 5 | REF | REF | REF | REF | REF | REF | REF | 24 | 2 |
| P F | 5940-644-8713 | TERMINAL LUG 31900 (00779) | | EA | | 3 | REF | REF | REF | REF | REF | REF | REF | 24 | 3 |
| P F | 5340-779-3319 | STRAP: IDENTIFICATION MS17821-2-9 (96906) | | EA | | 1 | REF | REF | REF | REF | REF | REF | REF | 24 | 4 |
| P F | 5340-944-1499 | STRAP: CABLE CLAMP MS17822-1-9 (96906) | | EA | | 1 | REF | REF | REF | REF | REF | REF | REF | 24 | 5 |
| P F | 6145-239-6987 | WIRE, ELECTRICAL MS27125-12 (96906) | | FT | | V | REF | REF | REF | REF | REF | REF | REF | 24 | 6 |
| X1 | | CONNECTOR, ELECTRICAL 697280-1 (99193) | | EA | | 1 | | | | | | | | 24 | 7 |
| X1 | | CONNECTOR, ELECTRICAL 697280-2 (99193) | | EA | | 1 | | | | | | | | 24 | 8 |
| P2F | 5995-135-0011 | HARNESS ASSEMBLY: HUMIDIFIER HEATER RELAY 695842-2 (26533) | | EA | | 1 | * | * | * | * | * | * | 5 | 25 | 1 |
| F | 5310-088-0551 | NUT, SELF-LOCKING, HEXAGON: CONNECTOR MTG MS21044NO4 (96906) | | EA | | 4 | | | | | | | | 25 | 2 |
| F | 5310-167-0831 | WASHER, FLAT: CONNECTOR MTG AN960-4L (88044) | | EA | | 8 | | | | | | | | 25 | 3 |
| F | 5305-151-1379 | SCREW, MACHINE: CONNECTOR MTG AN515-4R8 (8&o44) | | EA | | 4 | | | | | | | | 25 | 4 |
| X2F | | PLATE COVER: HARNESS 697898-1 (26533) | | EA | | 1 | | | | | | | | 25 | 5 |
| P F | 5940-644-8713 | TERMINAL LUG 31900 (00779) | | EA | | 7 | REF | REF | REF | REF | REF | REF | REF | 25 | 6 |
| P F | 5340-944-1499 | STRAP: IDENTIFICATION MS1 7822-1-9 (96906) | | EA | | 1 | REF | REF | REF | REF | REF | REF | REF | 25 | 7 |
| P F | 5340-074-2072 | STRAP: HARNESS CLAMPING MS1 7821-2-9 (96906) | | EA | | V | REF | REF | REF | REF | REF | REF | REF | 25 | 8 |

| (1) SMR CODE | (2) FEDERAL STOCK NUMBER | (3) DESCRIPTION REFERENCE NO. & MFR. CODE USABLE ON CODE | | (4) UNIT OF ISSUE | (5) QTY INC IN UNIT PACK | (6) QTY INC IN UNIT | (7) 30-DAY DS MAINT ALLOWANCE | | | (8) ILLUS- 30-DAY GS MAINT ALLOWANCE | | | (9) 1-YR ALW PER 100 EQUIP CNTG CY | (10) ILLUS- TRATION | |
|--------------------|-----------------------------------|--|--|----------------------------|--------------------------------------|---------------------------------|--|-------|--------|--|-------|--------|---|---------------------------|--------------------|
| | | | | | | | (a) | (b) | (c) | (a) | (b) | (c) | | (a) FIG NO. | (b) ITEM NO. |
| | | | | | | | 1-20 | 21-50 | 51-100 | 1-20 | 21-50 | 51-100 | | | |
| P F | 6145-239-6987 | WIRE, ELECTRICAL MS27125-12 (96906) | | FT | | V | REF | REF | REF | REF | REF | REF | REF | 25 | 9 |
| P F | 6145-578-6605 | WIRE, ELECTRICAL AN16TYPE2MILW5086 (81349) | | FT | | V | REF | REF | REF | REF | REF | REF | REF | 25 | 10 |
| P F | 5640-103-9143 | INSULATION, SLEEVING (7 FT REQUIRED) S9046-10-9-1 00 (991 93) | | FT | | | REF | REF | REF | REF | REF | REF | REF | 25 | 11 |
| P O | 5935-755-3152 | CONNECTOR, RECEPTACLE MS3102R20-15S (96906) | | EA | | 1 | 2 | 2 | 3 | 2 | 2 | 3 | 40 | 25 | 12 |
| P O R | 5410-863-8594 | CABLE ASSEMBLY, POWER, ELECTRICAL 697124-1 (99193) | | EA | | 1 | * | 2 | 2 | * | 2 | 2 | 16 | 26 | 1 |
| P O R | 5410-863-8595 | CABLE ASSEMBLY, POWER, ELECTRICAL 697125-1 (99193) | | EA | | 1 | * | 2 | 2 | * | 2 | 2 | 16 | 26 | 2 |
| P2F | 5999-824-9849 | HARNES ASSEMBLY: WATER LINE AND UNDER FLOOR HEATERS 697440-1 (26533) | | EA | | 1 | | | | | | | | 27 | 1 |
| P F | 5940-557-1627 | TERMINAL LUG 31899 (00779) | | EA | | 10 | REF | REF | REF | REF | REF | REF | REF | 27 | 2 |
| P F | 5940-644-8713 | TERMINAL LUG 31900 (00779) | | EA | | 4 | REF | REF | REF | REF | REF | REF | REF | 27 | 3 |
| P F | 5340-944-1499 | STRAP: CABLE IDENTIFICATION MS17822-1-9 (96906) | | EA | | 1 | REF | REF | REF | REF | REF | REF | REF | 27 | 4 |
| P F | 5340-074-2072 | STRAP: CABLE CLAMPING MS17821-2-9 (96906) | | EA | | V | REF | REF | REF | REF | REF | REF | REF | 27 | 5 |
| X1 | | CONNECTOR, ELECTRICAL 697280-1 (99193) | | EA | | 4 | | | | | | | | 27 | 6 |
| X1 | | CONNECTOR, ELECTRICAL 697280-2 (99193) | | EA | | 1 | | | | | | | | 27 | 7 |
| X1 | | CONNECTOR, RECEPTACLE MS310OR22-20S (96906) | | EA | | 1 | | | | | | | | 27 | 8 |
| P F | 6145-578-6605 | WIRE, ELECTRICAL AN 6TYPE2MILW5086 (81349) | | FT | | V | REF | REF | REF | REF | REF | REF | REF | 27 | 9 |

| (1) SMR CODE | (2) FEDERAL STOCK NUMBER | (3) DESCRIPTION REFERENCE NO. & MFR. CODE USABLE ON CODE | | (4) UNIT OF ISSUE | (5) QTY INC IN UNIT PACK | (6) QTY INC IN UNIT | (7) 30-DAY DS MAINT ALLOWANCE | | | (8) ILLUS- 30-DAY GS MAINT ALLOWANCE | | | (9) 1-YR ALW PER 100 EQUIP CNTG CY | (10) ILLUS- TRATION | |
|--------------------|-----------------------------------|---|--|----------------------------|--------------------------------------|---------------------------------|--|-------|--------|--|-------|--------|--|---------------------------|--------------------|
| | | | | | | | (a) | (b) | (c) | (a) | (b) | (c) | | (a) FIG NO. | (b) ITEM NO. |
| | | | | | | | 1-20 | 21-50 | 51-100 | 1-20 | 21-50 | 51-100 | | | |
| P F | 6145-239-6987 | WIRE, ELECTRICAL MS27125-12 (96906) | | FT | | V | REF | REF | REF | REF | REF | REF | REF | 27 | 10 |
| P2F | 5999-824-9865 | HARNESS ASSEMBLY: BRANCHED UNDER FLOOR HEATER 697441-1 (26533) | | EA | | 1 | * | * | * | * | * | * | 5 | 28 | 1 |
| P F | 5940-644-8713 | TERMINAL LUG 31900 (00779) | | EA | | 14 | REF | REF | REF | REF | REF | REF | REF | 28 | 2 |
| P F | 5940-660-3634 | TERMINAL LUG 32970 (00779) | | EA | | 1 | 2 | 2 | 2 | 2 | 2 | 2 | 24 | 28 | 3 |
| P F | 5340-944-1499 | STRAP: CABLE IDENTIFICATION MS1 7822-1-9 (96906) | | EA | | 1 | REF | REF | REF | REF | REF | REF | REF | 28 | 4 |
| P F | 5340-074-2072 | STRAP: CABLE CLAMPING MS17821-2-9 (96906) | | EA | | V | REF | REF | REF | REF | REF | REF | REF | 28 | 5 |
| X1 | | CONNECTOR, ELECTRICAL 697280-5 (99193) | | EA | | 1 | | | | | | | | 28 | 6 |
| X1 | | SWITCH, THERMO M1-060-040-1-7-1 (82647) | | EA | | 1 | | | | | | | | 28 | 7 |
| P F | 6145-239-6987 | WIRE, ELECTRICAL MS27125-12 (96906) | | FT | | V | REF | REF | REF | REF | REF | REF | REF | 28 | 8 |
| P2F | 5999-824-9872 | HARNESS ASSEMBLY: BRANCHED, HEATERS 697455-1 (26533) | | EA | | 1 | * | * | * | * | * | * | 5 | 29 | 1 |
| P F | 5940-644-8713 | TERMINAL LUG 31900 (00779) | | EA | | 15 | REF | REF | REF | REF | REF | REF | REF | 29 | 2 |
| P F | 5340-944-1499 | STRAP: CABLE IDENTIFICATION MS17822-1-9 (96906) | | EA | | 1 | REF | REF | REF | REF | REF | REF | REF | 29 | 3 |
| P F | 5340-779-3319 | STRAP: CABLE CLAMPING MS17821-2-9 (96906) | | EA | | V | REF | REF | REF | REF | REF | REF | REF | 29 | 4 |
| X1 | | CONNECTOR, ELECTRICAL 697280-6 (99193) | | EA | | 1 | | | | | | | | 29 | 5 |
| X1 | | SWITCH, THERMO M1 -060-040-1-7-1 (82647) | | EA | | 1 | | | | | | | | 29 | 6 |

| (1) SMR CODE | (2) FEDERAL STOCK NUMBER | (3) DESCRIPTION REFERENCE NO. & MFR. CODE USABLE ON CODE | | (4) UNIT OF ISSUE | (5) QTY INC IN UNIT PACK | (6) QTY INC IN UNIT | (7) 30-DAY DS MAINT ALLOWANCE | | | (8) ILLUS- 30-DAY GS MAINT ALLOWANCE | | | (9) 1-YR ALW PER 100 EQUIP CNTG CY | (10) ILLUS- TRATION | |
|--------------------|-----------------------------------|---|--|----------------------------|--------------------------------------|---------------------------------|--|-------|--------|--|-------|--------|---|---------------------------|--------------------|
| | | | | | | | (a) | (b) | (c) | (a) | (b) | (c) | | (a) FIG NO. | (b) ITEM NO. |
| | | | | | | | 1-20 | 21-50 | 51-100 | 1-20 | 21-50 | 51-100 | | | |
| P F | 6145-239-6987 | WIRE, ELECTRICAL MS27125-12 (96906) | | FT | | V | REF | REF | REF | REF | REF | REF | REF | 29 | 7 |
| P2F | 5999-824-9867 | HARNESS ASSEMBLY: SUMP PUMP 697454-1(22656) | | EA | | 1 | * | * | * | * | * | A | 5 | 30 | 1 |
| P F | 5940-236-1572 | TERMINAL, QUICK DISCONNECT 32445 (00779) | | EA | | 1 | 2 | 2 | 2 | 2 | 2 | 2 | 24 | 30 | 2 |
| P F | | STRAP: CABLE IDENTIFICATION MS17822-2-9 (96906) | | EA | | 1 | 2 | 2 | 2 | 2 | 2 | 2 | 24 | 30 | 3 |
| P F | 5340-779-3319 | STRAP: CABLE CLAMPING MS17821-2-9 (96906) | | EA | | V | REF | REF | REF | REF | REF | REF | REF | 30 | 4 |
| X1 | | CONNECTOR, PLUG MS3106R22-20P (96906) | | EA | | 1 | | | | | | | | 30 | 5 |
| X1 | | CONNECTOR, PLUG PT06P14-55 (77820) | | EA | | 1 | | | | | | | | 30 | 6 |
| P F | 6145-578-6605 | WIRE, ELECTRICAL AN16TYPE2MILW5086 (81349) | | FT | | V | REF | REF | REF | REF | REF | REF | REF | 30 | 7 |
| P2F | 5999-824-9875 | HARNESS ASSEMBLY: REMOTE TEMPERATURE SENSING 698705-1 (26533) | | EA | | 1 | * | * | * | * | * | * | 5 | 31 | 1 |
| P F | 5940-204-8966 | TERMINAL LUG 31882 (00779) | | EA | | 3 | REF | REF | REF | REF | REF | REF | REF | 31 | 2 |
| P F | 5340-944-1499 | STRAP: CABLE IDENTIFICATION MS17822-1-9 (96906) | | EA | | 1 | REF | REF | REF | REF | REF | REF | REF | 31 | 3 |
| X1 | | CONNECTOR, RECEPTACLE MS311OD12-3P (96906) | | EA | | 1 | | | | | | | | 31 | 4 |
| P F | 6145-578-6605 | WIRE, ELECTRICAL AN16TYPE2MILW5086 (81349) | | FT | | V | REF | REF | REF | REF | REF | REF | REF | 31 | 5 |
| X2F | | LABEL: TELEPHONE JACK 695632-1 (26533) | | EA | | 2 | | | | | | | | 32 | 1 |
| X2F | | LABEL: SURGICAL LIGHTS POWER SUPPLY 695632-2 (26533) | | EA | | 1 | | | | | | | | 32 | 2 |

| (1) SMR CODE | (2) FEDERAL STOCK NUMBER | (3) DESCRIPTION REFERENCE NO. & MFR. CODE USABLE ON CODE | | (4) UNIT OF ISSUE | (5) QTY INC IN UNIT PACK | (6) QTY INC IN UNIT | (7) 30-DAY DS MAINT ALLOWANCE | | | (8) ILLUS- 30-DAY GS MAINT ALLOWANCE | | | (9) 1-YR ALW PER 100 EQUIP CNTG CY | (10) ILLUS- TRATION | |
|--------------------|-----------------------------------|---|--|----------------------------|--------------------------------------|---------------------------------|--|-------|--------|--|-------|--------|---|---------------------------|--------------------|
| | | | | | | | (a) | (b) | (c) | (a) | (b) | (c) | | (a) FIG NO. | (b) ITEM NO. |
| | | | | | | | 1-20 | 21-50 | 51-100 | 1-20 | 21-50 | 51-100 | | | |
| X2F | | LABEL: POWER OUT, 120-240v, 60 CYCLE 695632-3 (26533) | | EA | | 1 | | | | | | | | 32 | 3 |
| X2F | | LABEL: POWER IN, 120-240v, 60 CYCLE 695632-4 (26533) | | EA | | 1 | | | | | | | | 32 | 4 |
| X2F | | LABEL: POWER OUT, 120-208v, 400 CYCLE 695632-5 (26533) | | EA | | 1 | | | | | | | | 32 | 5 |
| X2F | | LABEL: POWER IN 120-208v, 400 CYCLE 695632-6 (26533) | | EA | | 1 | | | | | | | | 32 | 6 |
| X2F | | LABEL: SURGERY LIGHTS 28v, DC 695632-7 (26533) | | EA | | 3 | | | | | | | | 32 | 7 |
| X2F | | LABEL: AREA LIGHT EMERGENCY SUPPLY 695632-8 (26533) | | EA | | 1 | | | | | | | | 32 | 8 |
| X2F | | LABEL: 120v, 400 CYCLE 695632-9 (26533) | | EA | | 4 | | | | | | | | 32 | 9 |
| X2F | | LABEL: 120v, 60 CYCLE 695632-10 (26533) | | EA | | 8 | | | | | | | | 32 | 10 |
| X2F | | LABEL: CEILING LIGHT RECEPTACLE 6956432-11 (26533) | | EA | | 2 | | | | | | | | 32 | 11 |
| X2F | | LABEL: WATER LINE HEATER RECEPTACLE 120v, 400 CYCLE 695632-12 (26533) | | EA | | 1 | | | | | | | | 32 | 12 |
| X2F | | LABEL: AIR LOCK RECEPTACLE, 120v, 400 CYCLE 695632-1 (26533) | | EA | | 2 | | | | | | | | 32 | 13 |
| X2F | | LABEL: STERILIZER RECEPTACLES 695632-14 (26533) | | EA | | 1 | | | | | | | | 32 | 14 |
| X2F | | LABEL: X-RAY RECEPTACLE, 120-240v, 60 CYCLE 695632-15 (26533) | | EA | | 1 | | | | | | | | 32 | 15 |
| X2F | | LABEL: EMERGENCY LIGHT, 28v, DC 695632-16 (26533) | | EA | | 1 | | | | | | | | 32 | 16 |
| X2F | | LABEL: REMOTE TEMPERATURE SENSING RECEPTACLE 695632-17 (26533) | | EA | | 1 | | | | | | | | 32 | 17 |

| (1) SMR CODE | (2) FEDERAL STOCK NUMBER | (3) DESCRIPTION REFERENCE NO. & MFR. CODE USABLE ON CODE | | (4) UNIT OF ISSUE | (5) QTY INC IN UNIT PACK | (6) QTY INC IN UNIT | (7) 30-DAY DS MAINT ALLOWANCE | | | (8) ILLUS- 30-DAY GS MAINT ALLOWANCE | | | (9) 1-YR ALW PER 100 EQUIP CNTGCTY | (10) ILLUS- TRATION | |
|--------------------|-----------------------------------|---|--|----------------------------|--------------------------------------|---------------------------------|--|-------|--------|--|-------|--------|--|---------------------------|--------------------|
| | | | | | | | (a) | (b) | (c) | (a) | (b) | (c) | | (a) FIG NO. | (b) ITEM NO. |
| | | | | | | | 1-20 | 21-50 | 51-100 | 1-20 | 21-50 | 51-100 | | | |
| | | GROUP 04 - PLUMBING SYSTEM | | | | | | | | | | | | | |
| P O | 4730-984-8244 | CLAMP, HOSE: PUMP MTG QS200M32S (08484) | | EA | | 1 | * | 2 | 2 | * | 2 | 2 | 12 | 33 | 1 |
| 0 | 5310-982-6814 | NUT, PLAIN, HEXAGON: PUMP MTG MS21044C08 (96906) | | EA | | 3 | | | | | | | | 33 | 2 |
| 0 | 5310-558-6207 | WASHER, FLAT: PUMP MTG AN960C8L (88044) | | EA | | 3 | | | | | | | | 33 | 3 |
| P O | 2835-934-7891 | PUMP, CENTRIFUGAL 695936-1 (99193) | | EA | | 1 | * | 2 | 2 | * | 2 | 2 | 12 | 33 | 4 |
| P O | 4820-869-3137 | VALVE CHECK 58816SS15 (86768) | | EA | | 1 | * | 2 | 2 | * | 2 | 2 | 12 | 33 | 5 |
| P F | 4730-720-0946 | BUSHING: CHECK VALVE TO ELBOW AN894C16-8 (88044) | | EA | | 1 | * | 2 | 2 | * | 2 | 2 | 12 | 33 | 6 |
| F | 5310-877-5797 | NUT, PLAIN, HEXAGON: CLAMP MTG MS21044N3 (96906) | | EA | | 1 | | | | | | | | 33 | 7 |
| F | 5310-655-9800 | WASHER, FLAT: CLAMP MTG AN960-10L (88044) | | EA | | 1 | | | | | | | | 33 | 8 |
| F | BOLT, MACHINE | HEXAGON HEAD: CLAMP MTG AN3-4A (88044) | | EA | | 1 | | | | | | | | 33 | 9 |
| P O | 5340-298-9403 | CLAMP, TUBE MS2191 9G12 (96906) | | EA | | 2 | 2 | 2 | 2 | 2 | 2 | 2 | 24 | 33 | 10 |
| P O | 5340-291-5342 | CLAMP, TUBE MS2191 9G8 (96906) | | EA | | 1 | 2 | 2 | 2 | 2 | 2 | 2 | 24 | 33 | 11 |
| P O | 5306-550-3744 | BOLT, MACHINE: BRACKET, CLAMP AND TANK MTG AN4CH4 (88044) | | EA | | 19 | 2 | 2 | 2 | 2 | 2 | 2 | 24 | 33 | 12 |
| 0 | | WASHER, FLAT: BRACKET, CLAMP AND TANK MTG AN960C10L (88044) | | EA | | 25 | | | | | | | | 33 | 13 |
| P O | 5310-275-0616 | WASHER, FLAT: TANK MTG AN960C716L (88044) | | EA | | 3 | 2 | 2 | 2 | 2 | 2 | 2 | 24 | 33 | 14 |

| (1) SMR CODE | (2) FEDERAL STOCK NUMBER | (3) DESCRIPTION REFERENCE NO. & MFR. CODE USABLE ON CODE | | (4) UNIT OF ISSUE | (5) QTY INC IN UNIT PACK | (6) QTY INC IN UNIT | (7) 30-DAY DS MAINT ALLOWANCE | | | (8) ILLUS- 30-DAY GS MAINT ALLOWANCE | | | (9) 1-YR ALW PER 100 EQUIP CNTGCTY | (10) ILLUS- TRATION | |
|--------------------|-----------------------------------|---|--|----------------------------|--------------------------------------|---------------------------------|--|-------|--------|--|-------|--------|--|---------------------------|--------------------|
| | | | | | | | (a) | (b) | (c) | (a) | (b) | (c) | | (a) FIG NO. | (b) ITEM NO. |
| | | | | | | | 1-20 | 21-50 | 51-100 | 1-20 | 21-50 | 51-100 | | | |
| P20 | 5410-022-2676 | SUMP WASTE DISPOSAL 10728-1 (09284) | | EA | | 1 | * | * | * | * | * | 5 | 33 | 15 | |
| P F | 5310-945-0851 | NUT, BLIND, RIVET: CLAMP MTG NAS132953-130 (80205) | | EA | | 12 | 2 | 2 | 2 | 2 | 2 | 24 | 33 | 16 | |
| P 0 | 5340-200-8641 | CLAMP, TUBE AN742-16 (88044) | | EA | | 4 | 2 | 2 | 2 | 2 | 2 | 24 | 33 | 17 | |
| P 0 | 5310-208-9255 | NUT, PLAIN, HEXAGON: BRACKET AND CLAMP MTG MS21044C3 (96906) | | EA | | 10 | 2 | 2 | 2 | 2 | 2 | 24 | 33 | 18 | |
| P 0 | 5340-020-8639 | CLAMP, TUBE AN742-8 (88044) | | EA | | 8 | 2 | 2 | 2 | 2 | 2 | 24 | 33 | 19 | |
| X2F | | BRACKET: CLAMP MTG MS9101-01 (96906) | | EA | | 6 | | | | | | | 33 | 20 | |
| P 0 | 5340-020-3020 | CLAMP, TUBE AN742-12 (88044) | | EA | | 4 | 2 | 2 | 2 | 2 | 2 | 24 | 33 | 21 | |
| P F | 6115-689-5654 | NIPPLE AND CAP ASSEMBLY: VACUUM LINE 697448-1 (26533) | | EA | | 2 | * | * | * | * | * | 5 | 34 | 1 | |
| P2F | 5310-042-8689 | NUT, BINDING: NIPPLE AND CAP MTG 697588-3 (26533) | | EA | | 3 | * | * | * | * | * | 5 | 34 | 2 | |
| P 0 | 5330-251-8839 | PACKING, PREFORMED MS28778-12 (96906) | | EA | | 2 | 2 | 2 | 2 | 2 | 2 | 24 | 34 | 3 | |
| P F | 4730-277-2461 | ELBOW AN939012 (88044) | | EA | | 1 | * | 2 | 2 | * | 2 | 12 | 34 | 4 | |
| P F | 5310-282-7833 | NUT AN924-120 (88044) | | EA | | 2 | * | * | 2 | * | 2 | 11 | 34 | 5 | |
| P2F | 4730-279-0854 | TEE, TUBE: VACUUM LINE AN804D12 (880444) | | EA | | 1 | * | * | * | * | * | 5 | 34 | 6 | |
| X2F | | TUBE ASSEMBLY: VACUUM SUPPLY 697457-1 (26533) | | EA | | 1 | | | | | | | 34 | 7 | |
| P F | 5310-656-0096 | NUT, HEXAGON AN924-8C (88044) | | EA | | 4 | * | * | 2 | * | 2 | 11 | 34 | 8 | |

| (1) SMR CODE | (2) FEDERAL STOCK NUMBER | (3) DESCRIPTION REFERENCE NO. & MFR. CODE USABLE ON CODE | | (4) UNIT OF ISSUE | (5) QTY INC IN UNIT PACK | (6) QTY INC IN UNIT | (7) 30-DAY DS MAINT ALLOWANCE | | | (8) ILLUS- 30-DAY GS MAINT ALLOWANCE | | | (9) 1-YR ALW PER 100 EQUIP CNTGCTY | (10) ILLUS- TRATION | |
|--------------------|-----------------------------------|---|--|----------------------------|--------------------------------------|---------------------------------|--|-------|--------|--|-------|--------|--|---------------------------|--------------------|
| | | | | | | | (a) | (b) | (c) | (a) | (b) | (c) | | (a) FIG NO. | (b) ITEM NO. |
| | | | | | | | 1-20 | 21-50 | 51-100 | 1-20 | 21-50 | 51-100 | | | |
| P2F | 5310-042-8690 | NUT, BINDING 697588-1 (26533) | | EA | | 3 | * | * | * | * | * | 5 | 34 | 9 | |
| P 0 | 5330-808-0794 | PACKING, PREFORMED MS28778-8 (96906) | | EA | | 5 | 2 | 2 | 2 | 2 | 2 | 24 | 34 | 10 | |
| P F | 4730-720-1801 | ELBOW, TUBE AN939C8 (88044) | | EA | | 1 | * | 2 | 2 | * | 2 | 12 | 34 | 11 | |
| X2F | | COUPLING HALF 6507-020 (91561) | | EA | | 2 | | | | | | | 34 | 12 | |
| X2F | | TUBE ASSEMBLY: COLD WATER SUPPLY 695855-1 (26533) | | EA | | 3 | | | | | | | 34 | 13 | |
| P2F | 4730-278-9464 | TEE, TUBE AN824 8C (88044) | | EA | | 4 | * | * | * | * | * | 5 | 34 | 14 | |
| X2F | | TUBE ASSEMBLY: COLD WATER INLET 697293-1 (26533) | | EA | | 1 | | | | | | | 34 | 15 | |
| P 0 | 4730-541-1206 | CAP ASSEMBLY AN929-8C (88044) | | EA | | 4 | 2 | 2 | 2 | 2 | 2 | 24 | 34 | 16 | |
| P F | 4730-595-4402 | ELBOW, TUBE AN833-8C (88044) | | EA | | 1 | * | 2 | 2 | * | 2 | 12 | 34 | 17 | |
| X2F | | TUBE ASSEMBLY: HOT WATER INLET 697292-1 (26533) | | EA | | 1 | | | | | | | 34 | 18 | |
| P2F | 2835-843-7749 | NUT, BINDING: COUPLING MTG 697588-5 (26533) | | EA | | 2 | * | * | * | * | * | 5 | 34 | 19 | |
| X2F | 4730-069-9206 | COUPLING, HALF: DRAIN 6507-022 (91561) | | EA | | 1 | | | | | | | 34 | 20 | |
| F | | WASHER, FLAT: DRAIN COUPLING MTG AN960-2116 (88044) | | EA | | 6 | | | | | | | 34 | 21 | |
| P 0 | 5330-804-5694 | PACKING, PREFORMED: CHECK VALVE MS28778-16 (96906) | | EA | | 8 | 2 | 2 | 2 | 2 | 2 | 24 | 34 | 22 | |
| P F | 4730-684-6910 | UNION, TUBE MS24392C16 (96906) | | EA | | 4 | * | 2 | 2 | * | 2 | 12 | 34 | 23 | |

| (1) SMR CODE | (2) FEDERAL STOCK NUMBER | (3) DESCRIPTION REFERENCE NO. & MFR. CODE USABLE ON CODE | | (4) UNIT OF ISSUE | (5) QTY INC IN UNIT PACK | (6) QTY INC IN UNIT | (7) 30-DAY DS MAINT ALLOWANCE | | | (8) ILLUS- 30-DAY GS MAINT ALLOWANCE | | | (9) 1-YR ALW PER 100 EQUIP CNTG CY | (10) ILLUS- TRATION | |
|--------------------|-----------------------------------|---|--|----------------------------|--------------------------------------|---------------------------------|--|-------|--------|--|-------|--------|---|---------------------------|--------------------|
| | | | | | | | (a) | (b) | (c) | (a) | (b) | (c) | | (a) FIG NO. | (b) ITEM NO. |
| | | | | | | | 1-20 | 21-50 | 51-100 | 1-20 | 21-50 | 51-100 | | | |
| P F | 5310-559-0638 | NUT, UNION AN924-16C (848044) | | EA | | 3 | * | * | 2 | * | * | 2 | 11 | 34 | 24 |
| P F | 4730-720-1643 | UNION AN832-16C | | EA | | 1 | * | 2 | 2 | * | 2 | 2 | 12 | 34 | 25 |
| X2F | | MANIFOLD, DRAIN: LOWER 697286-1 (26533) | | EA | | 1 | | | | | | | | 34 | 26 |
| X2F | | MANIFOLD, DRAIN: UPPER 696236-1 (26533) | | EA | | 1 | | | | | | | | 34 | 27 |
| X2F | | COUPLING, DRAIN 697291-1 (26533) | | EA | | 1 | | | | | | | | 34 | 28 |
| XP | 4730-585-7110 | PLUG AN806C16 (88044) | | EA | | 1 | | | | | | | | 34 | 29 |
| X2F | | TUBE ASSEMBLY: LOWER 695856-1 (26533) | | EA | | 1 | | | | | | | | 34 | 30 |
| X2F | | TUBE ASSEMBLY: UPPER 695856-1 (26533) | | EA | | 1 | | | | | | | | 34 | 31 |
| X2F | 4730-555-0172 | TEE, TUBE: SUMP RAIN AN804C8 (88044) | | EA | | 1 | | | | | | | | 34 | 32 |
| X2F | | TUBE ASSEMBLY: HUMIDIFIER DRAIN 697294-1 (26533) | | EA | | 1 | | | | | | | | 34 | 33 |
| X2F | | TUBE ASSEMBLY: SUMP VENT 696234-1 (26533) | | EA | | 1 | | | | | | | | 34 | 34 |
| P F | 4730-684-6909 | UNION: VENT LINE MS24392C8 (96906) | | EA | | 2 | * | 2 | 2 | * | 2 | 2 | 12 | 34 | 35 |
| X2F | | TUBE ASSEMBLY: VACUUM SUPPLY 697458-1 (26533) | | EA | | 1 | | | | | | | | 34 | 36 |
| X2F | 4730-55-0172 | TEE, TUBE ASSEMBLY: HOT WATER 6973294-1 (26533) | | EA | | 1 | | | | | | | | 34 | 37 |
| X2F | | TUBE ASSEMBLY: COLD WATER 696235-1 (26533) | | EA | | 1 | | | | | | | | 34 | 34 |

| (1) SMR CODE | (2) FEDERAL STOCK NUMBER | (3) DESCRIPTION REFERENCE NO. & MFR. CODE USABLE ON CODE | | (4) UNIT OF ISSUE | (5) QTY INC IN UNIT PACK | (6) QTY INC IN UNIT | (7) 30-DAY DS MAINT ALLOWANCE | | | (8) ILLUS- 30-DAY GS MAINT ALLOWANCE | | | (9) 1-YR ALW PER 100 EQUIP CNTGCTY | (10) ILLUS- TRATION | |
|--------------------|-----------------------------------|---|--|----------------------------|--------------------------------------|---------------------------------|--|-------|--------|--|-------|--------|--|---------------------------|--------------------|
| | | | | | | | (a) | (b) | (c) | (a) | (b) | (c) | | (a) FIG NO. | (b) ITEM NO. |
| | | | | | | | 1-20 | 21-50 | 51-100 | 1-20 | 21-50 | 51-100 | | | |
| X2F | | TUBE ASSEMBLY: DRAIN 697593-1 (26533) | | EA | | 1 | | | | | | | | 34 | 39 |
| X1 | 4730-585-6566 | PLUG: HOT WATER SUPPLY LINE AN806C8 (88044) | | EA | | 1 | | | | | | | | 34 | 40 |
| X1 | 4730-287-0117 | PLUG: VACUUM LINE AN806D12 (88044) | | EA | | 1 | | | | | | | | 34 | 41 |

| (1) SMR CODE | (2) FEDERAL STOCK NUMBER | (3) DESCRIPTION REFERENCE NO. & MFR. CODE USABLE ON CODE | | (4) UNIT OF ISSUE | (5) QTY INC IN UNIT PACK | (6) QTY INC IN UNIT | (7) 30-DAY DS MAINT ALLOWANCE | | | (8) ILLUS- 30-DAY GS MAINT ALLOWANCE | | | (9) 1-YR ALW PER 100 EQUIP CNTGCTY | (10) ILLUS- TRATION | |
|--------------------|-----------------------------------|--|--|----------------------------|--------------------------------------|---------------------------------|--|-------|--------|--|-------|--------|--|---------------------------|--------------------|
| | | | | | | | (a) | (b) | (c) | (a) | (b) | (c) | | (a) FIG NO. | (b) ITEM NO. |
| | | | | | | | 1-20 | 21-50 | 51-100 | 1-20 | 21-50 | 51-100 | | | |
| | | GROUP 05 - AIR LOCK ADAPTER BELLOWS, TREAD PLATE, PLENUM, PLENUM ADAPTER, TIE DOWN UNIT | | | | | | | | | | | | | |
| X20 | 5410-118-1234 | ADAPTER: AIR LOCK CHAMBER 1-661130 (94534) | | EA | | 1 | | | | | | | | 35 | 1 |
| D20 | | BELLOWS: BETWEEN SHELTERS 1-661129 (94534) | | EA | | 1 | * | * | * | * | * | * | 5 | 35 | 2 |
| X2F | | PLATE ASSEMBLY, TREAD: UPPER W/ANGLES WELDED TO SIDES 889268-3 (26533) (COMPONENT SAME AS PLATE ASSEMBLY, STOCK No. (26533) 889268-1, EXCEPT WHERE INDIVIDUAL COMPONENTS ARE ANNOTATED) | | EA | | 1 | | | | | | | | 36 | 1 |
| X2F | | PLATE ASSEMBLY, TREAD: LOWER 889268-1 (26533) | | EA | | 1 | | | | | | | | 36 | 1 |
| F | | RIVET: TREAD PLATE HINGE MS20470A6-9 (96906) | | EA | | 12 | | | | | | | | 36 | 2 |
| P F | 5340-044-5283 | HINGE: TREAD PLATE 850 (18702) | | EA | | 4 | 2 | * | * | * | * | 2 | 11 | 36 | 3 |
| X1 | | PLATE, LOWER, TREAD 889268-11 (26533) (USED ON PLATE ASSEMBLY STOCK No. (26533) 889268-1, ONLY) | | EA | | 1 | | | | | | | | 36 | 4 |
| X2F | | PLATE ASSEMBLY UPPER, TREAD 889268-17 (26533) (USED ON PLATE ASSEMBLY STOCK No. (26533) 889268-3, ONLY) | | EA | | 1 | | | | | | | | 36 | 4 |
| P2F | 5410-022-2673 | PLENUM ASSEMBLY, CONDITIONED AIR 889276-1 (26533) | | EA | | 4 | * | * | * | * | * | * | 5 | 37 | |
| F | | SCREW MACHINE: DIFFUSER MTG MS24583-42 (96906) | | EA | | 8 | | | | | | | | 37 | 1 |
| | 5410-022-2675 | DIFFUSER: ADAPTER 88VOBD8x6 (16870) | | EA | | 4 | * | * | 2 | * | * | 2 | 11 | 37 | 2 |

| (1) SMR CODE | (2) FEDERAL STOCK NUMBER | (3) DESCRIPTION REFERENCE NO. & MFR. CODE USABLE ON CODE | | (4) UNIT OF ISSUE | (5) QTY INC IN UNIT PACK | (6) QTY INC IN UNIT | (7) 30-DAY DS MAINT ALLOWANCE | | | (8) ILLUS- 30-DAY GS MAINT ALLOWANCE | | | (9) 1-YR ALW PER 100 EQUIP CNTG CY | (10) ILLUS- TRATION | |
|--------------------|-----------------------------------|---|--|----------------------------|--------------------------------------|---------------------------------|--|-------|--------|--|-------|--------|--|---------------------------|--------------------|
| | | | | | | | (a) | (b) | (c) | (a) | (b) | (c) | | (a) FIG NO. | (b) ITEM NO. |
| | | | | | | | 1-20 | 21-50 | 51-100 | 1-20 | 21-50 | 51-100 | | | |
| X1 | | PLATE ASSEMBLY BOOT 889277-1 (26533) | | EA | | 2 | | | | | | | | 37 | 3 |
| X1 | | PLATE, ADAPTER 889277-11 (26533) | | EA | | 1 | | | | | | | | 37 | 4 |
| P F | 5310-874-9582 | RIVNUT: PLATE A8-106 (03481) | | EA | | 4 | 2 | 2 | 2 | 2 | 2 | 2 | 2 | 37 | 5 |
| 0 | | SCREW, MACHINE: COVER MS27039C0807 (96906) | | EA | | 3 | | | | | | | | 37 | 6 |
| 0 | | COVER, DUCT 889278-1 (26533) | | EA | | 1 | | | | | | | | 37 | 7 |
| P2F | 5410-022-2674 | ADAPTER ASSEMBLY, CONDITIONED AIR 889275-1 (26533) | | EA | | 1 | * | * | * | * | * | * | 5 | 37 | 8 |
| P F | 5320-882-8388 | RIVET: STRIKER MILR24243-6A403H (81349) | | EA | | 12 | 5 | 10 | 19 | 5 | 10 | 19 | 231 | 37 | 9 |
| X2F | | STRIKER, ADAPTER 889274-1 (26533) | | EA | | 4 | | | | | | | | 37 | 10 |
| X1 | | PLATE, ADAPTER 889273-1 (26533) | | EA | | 1 | | | | | | | | 37 | 11 |
| M F | | GASKET: ADAPTER 889276-11 (26533) MANUFACTURE FROM: RUBBER SHEET, FSN 5330-141-2351 | | EA | | 4 | | | | | | | | 37 | 12 |
| X2F | | BLOCK: ADAPTER 889276-13 (26533) | | EA | | 4 | | | | | | | | 37 | 13 |
| X2F | | BOOT: ADAPTER 1-661124 (94354) | | EA | | 1 | | | | | | | | 37 | 14 |
| P2F | 5410-807-5811 | ADAPTER ASSEMBLY: CONDITIONED AIR DUCTS 697902-1 (99193) | | EA | | 2 | * | * | * | * | * | * | 5 | 38 | |
| P2F | 2611-833-7763 | COVER, DUCT 698748-1 (26533) | | EA | | 1 | * | * | * | * | * | * | 5 | 38 | 1 |

| (1) SMR CODE | (2) FEDERAL STOCK NUMBER | (3) DESCRIPTION REFERENCE NO. & MFR. CODE USABLE ON CODE | | (4) UNIT OF ISSUE | (5) QTY INC IN UNIT PACK | (6) QTY INC IN UNIT | (7) 30-DAY DS MAINT ALLOWANCE | | | (8) ILLUS- 30-DAY GS MAINT ALLOWANCE | | | (9) 1-YR ALW PER 100 EQUIP CNTGCTY | (10) ILLUS- TRATION | |
|--------------------|-----------------------------------|---|--|----------------------------|--------------------------------------|---------------------------------|--|-------|--------|--|-------|--------|--|---------------------------|--------------------|
| | | | | | | | (a) | (b) | (c) | (a) | (b) | (c) | | (a) FIG NO. | (b) ITEM NO. |
| | | | | | | | 1-20 | 21-50 | 51-100 | 1-20 | 21-50 | 51-100 | | | |
| P F | 5340-886-5744 | COUPLING: DUCT COVER MVT89029AIS1863V (98625) | | EA | | 2 | * | * | 2 | * | * | 2 | 11 | 38 | 2 |
| P F | 6115-830-8249 | SEAL ASSEMBLY: FLANGE 697930-1 (26533) | | EA | | 2 | * | * | 2 | * | * | 2 | 11 | 38 | 3 |
| P F | 5320-117-6828 | RIVET: FLANGE MTG MS20470AD4-6 (96906) | | EA | | 60 | * | * | 2 | * | * | 2 | 11 | 38 | 4 |
| X1 | | FLANGE ASSEMBLY: PLENUM 698590-3 (99193) | | EA | | 2 | | | | | | | | 38 | 5 |
| X1 | | PLENUM ASSEMBLY: CONDITIONED AIR 697902-2 (99193) | | EA | | 1 | | | | | | | | 38 | 6 |
| A O | | TIE DOWN INSTALLATION: CARGO 697900-1 (26533) | | EA | | 1 | | | | | | | | 39 | |
| P20 | 5410-018-7541 | ROP NET ASSEMBLY 697899-3 (26533) | | EA | | 1 | * | * | * | * | * | * | 5 | 39 | 1 |
| P O | 5340-42-8664 | STRAP ASSEMBLY 697899- 1 (26533) | | EA | | 4 | * | * | 2 | * | * | 2 | 11 | 39 | 2 |
| * P20 | 5410-018-7538 | WEB NET ASSEMBLY, CARGO 697899-2 (26533) | | EA | | 1 | * | * | * | * | * | * | 5 | 39 | 3 |
| | | GROUP 06 - SHELTER ASSEMBLY | | | | | | | | | | | | | |
| A O | | SHELTER ASSEMBLY, EXPANDABLE 889256-1 (26533) | | EA | | 1 | | | | | | | | 40 | |
| P F | 6605-872-2076 | LATCH ASSEMBLY, END PANEL ZSP2-216 (26533) | | EA | | 4 | 2 | 2 | 2 | 2 | 2 | 2 | 25 | 40 | 1 |
| P F | 5325-550-4360 | FASTENER: STRIKER PLATE N02 (82240) | | EA | | 4 | * | * | 2 | * | * | 2 | 10 | 40 | 2 |
| X2F | | COVER ASSEMBLY, PANEL 889346- 1 (26533) | | EA | | 1 | | | | | | | | 40 | 3 |

| (1) SMR CODE | (2) FEDERAL STOCK NUMBER | (3) DESCRIPTION REFERENCE NO. & MFR. CODE USABLE ON CODE | | (4) UNIT OF ISSUE | (5) QTY INC IN UNIT PACK | (6) QTY INC IN UNIT | (7) 30-DAY DS MAINT ALLOWANCE | | | (8) ILLUS- 30-DAY GS MAINT ALLOWANCE | | | (9) 1-YR ALW PER 100 EQUIP CNTGCTY | (10) ILLUS- TRATION | |
|--------------------|-----------------------------------|--|--|----------------------------|--------------------------------------|---------------------------------|--|-------|--------|--|-------|--------|--|---------------------------|--------------------|
| | | | | | | | (a) | (b) | (c) | (a) | (b) | (c) | | (a) FIG NO. | (b) ITEM NO. |
| | | | | | | | 1-20 | 21-50 | 51-100 | 1-20 | 21-50 | 51-100 | | | |
| X2F | | CURTAIN ASSEMBLY: BLACKOUT, DOOR WINDOW 889280-1 (26533) | | EA | | 2 | | | | | | | | 42 | |
| M F | | TAPE, PILE: WINDOW 889280-17 (26533) MANUFACTURE FROM: TAPE, PILE, (83014) V330-2-80-100 | | EA | | 4 | | | | | | | | 42 | 1 |
| M F | | TAPE HOOK: WINDOW 88920-135 (26533) MANUFACTURE FROM: TAPE, HOOK, (83014) V330-1-80-100 | | EA | | 4 | | | | | | | | 42 | 2 |
| X F | | TAPE HOOK: WINDOW 889280-17 (26533) MANUFACTURE FROM: TAPE, HOOK, (83014) V330-1-80-100 | | EA | | 4 | | | | | | | | 42 | 3 |
| X1 | | CLOTH: BLACKOUT WINDOW 889280-11 (26533) | | EA | | 2 | | | | | | | | 42 | 4 |
| X2F | | INDICATOR ASSEMBLY: LEVEL, FOLDING END PANEL 889279-1 (26533) | | EA | | 4 | | | | | | | | 43 | |
| P F | 5320-882-8386 | RIVET: LEVEL MTG MILR24243-6A404H (81349) | | EA | | 12 | 5 | 10 | 19 | 5 | 10 | 19 | 231 | 43 | 1 |
| P F | 5410-570-95T2 | INDICATOR, LEVEL 6001S (28420) | | EA | | 4 | 7 | 13 | 26 | 7 | 13 | 26 | 312 | 43 | 2 |
| X1 | | ANGLE: LEVEL MTG 889279-11 (26533) | | EA | | 4 | | | | | | | | 43 | 3 |
| F | 5306-156-2344 | BOLT, MACHINE: GUIDE MTG, 1/4-28 THD SIZE, 1 1/2 IN. LG MS90726-1 0 (96906) | | EA | | 24 | | | | | | | | 44 | 1 |
| F | 5310-595-5427 | WASHER, FLAT: GUIDE MTG, 1/4 IN. SCREW SIZE AN960-416 (81532) | | EA | | 24 | | | | | | | | 44 | 2 |
| F | 5310-010-3319 | WASHER, LOCK: GUIDE MTG, 1/4 IN. SCREW SIZE MS35335-33 (96906) | | EA | | 24 | | | | | | | | 44 | 3 |

| (1) SMR CODE | (2) FEDERAL STOCK NUMBER | (3) DESCRIPTION REFERENCE NO. & MFR. CODE USABLE ON CODE | | (4) UNIT OF ISSUE | (5) QTY INC IN UNIT PACK | (6) QTY INC IN UNIT | (7) 30-DAY DS MAINT ALLOWANCE | | | (8) ILLUS- 30-DAY GS MAINT ALLOWANCE | | | (9) 1-YR ALW PER 100 EQUIP CNTGCTY | (10) ILLUS- TRATION | |
|--------------------|-----------------------------------|---|--|----------------------------|--------------------------------------|---------------------------------|--|-------|--------|--|-------|--------|--|---------------------------|--------------------|
| | | | | | | | (a) | (b) | (c) | (a) | (b) | (c) | | (a) FIG NO. | (b) ITEM NO. |
| | | | | | | | 1-20 | 21-50 | 51-100 | 1-20 | 21-50 | 51-100 | | | |
| P F | 5310-052-8682 | NUT, BLIND: GUIDE MTG, 1/4-28 THD SIZE BN528-428-1-24 (73197) | | EA | | 24 | * | 2 | 2 | * | 2 | 2 | 12 | 44 | 4 |
| X2F | | GUIDE ASSEMBLY: CABLE, SUPPORT, RIGHT HAND 889269-1 (26533) | | EA | | 1 | | | | | | | | 44 | 5 |
| X1 | | PLATE, DOUBLER: GUIDE MTG 889256-17 (26533) | | EA | | 2 | | | | | | | | 44 | 6 |
| X2F | | GUIDE ASSEMBLY: CABLE, SUPPORT, LEFT HAND 889269-2 (26533) | | EA | | 1 | | | | | | | | 44 | 7 |
| F | | BOLT, MACHINE: BRACKET MTG MS90726-1 0 (96906) | | EA | | 48 | | | | | | | | 45 | 1 |
| F | 5310-595-5427 | WASHER, FLAT: BRACKET MTG AN960-416 (81532) | | EA | | 48 | | | | | | | | 45 | 2 |
| F | | WASHER, FLAT: BRACKET MS35335-33 (96906) | | EA | | 48 | | | | | | | | 45 | 3 |
| P F | 5340-042-8682 | NUT, BLIND: BRACKET MTG BN528-428-1-24 (73197) | | EA | | 48 | REF | REF | REF | REF | REF | REF | REF | 45 | 4 |
| P F | 5410-018-7512 | RING ASSEMBLY, LIFTING: FIXED ROOF PANEL 889225-1 (26533) | | EA | | 4 | * | * | 2 | * | * | 2 | 11 | 45 | 5 |
| X1 | | BRACKET ASSEMBLY: LIFTING RING 889272-1 (26533) | | EA | | 4 | | | | | | | | 45 | 6 |
| X1 | | RING, EYEBOLT 889271-1 (26533) | | EA | | 4 | | | | | | | | 45 | 7 |
| X2F | | WASHER, FLAT: EYEBOLT MTG 889225-11 (26533) | | EA | | 4 | | | | | | | | 45 | 8 |
| X2F | | NUT, BLIND: EYEBOLT MTG AB2103 (19704) | | EA | | 4 | | | | | | | | 45 | 9 |
| X1 | | CAP, SEAL: EYEBOLT ZR28-6CF (26533) | | EA | | 4 | | | | | | | | 45 | 10 |
| P2F | 5110-022-2670 | SUPPORT ASSEMBLY: FOLDING ROOF 889222-1 (26533) | | EA | | 4 | * | * | * | * | * | * | 5 | 46 | 1 |

| (1) SMR CODE | (2) FEDERAL STOCK NUMBER | (3) DESCRIPTION REFERENCE NO. & MFR. CODE USABLE ON CODE | | (4) UNIT OF ISSUE | (5) QTY INC IN UNIT PACK | (6) QTY INC IN UNIT | (7) 30-DAY DS MAINT ALLOWANCE | | | (8) ILLUS- 30-DAY GS MAINT ALLOWANCE | | | (9) 1-YR ALW PER 100 EQUIP CNTGCTY | (10) ILLUS- TRATION | |
|--------------------|-----------------------------------|---|--|----------------------------|--------------------------------------|---------------------------------|--|-------|--------|--|-------|--------|--|---------------------------|-------------|
| | | | | | | | (a) | (b) | (c) | (a) | (b) | (c) | | (a) | (b) |
| | | | | | | | 1-20 | 21-50 | 51-100 | 1-20 | 21-50 | 51-100 | | FIG NO. | ITEM NO. |
| F | | BOLT, MACHINE: EYE MTG AN6-26A (880444) | | EA | | 4 | | | | | | | | 46 | 2 |
| F N | | NUT, HEXAGON: EYE AND PEDESTAL MTG AS1021 N (80205) | | EA | | 8 | | | | | | | | 46 | 3 |
| F | | WASHER FLAT: EYE AND PEDESTAL MTG AN960-816 (88044) | | EA | | 16 | | | | | | | | 46 | 4 |
| F | | BOLT, MACHINE: PEDESTAL MTG AN6-22A (88044) | | EA | | 4 | | | | | | | | 46 | 5 |
| P F | 5340-951-5324 | PIN, HEADED: STRUT BLS6R6S (84256) | | EA | | 4 | * | * | 2 | * | * | 2 | 11 | 46 | 6 |
| P F | 5340-051-2404 | PIN, STRAIGHT, HEADLESS: PEDESTAL BLS6R23S (84256) | | EA | | 4 | * | * | 2 | * | * | 2 | 11 | 46 | 7 |
| X1 | | CABLE, PIN- L12T4V (84256) | | EA | | 4 | | | | | | | | 46 | 8 |
| 0 | 5315-059-0168 | PIN, COTTER: PIN MTG, 3/32 IN. DIA, 2 IN. La | | EA | | 4 | | | | | | | | 47 | 1 |
| 0 | 5315-603-4793 | PIN, STRAIGHT, HEADED: JACK MTG, 3/4 IN. DIA, 1 1/2 IN. LG DRILLED SHANK | | EA | | 4 | | | | | | | | 47 | 2 |
| 0 | 5306-292-3102 | BOLT, MACHINE, HEXAGON HEAD: BRACKET MTG, 3/8-24 THD SIZE, 1 IN. LG | | EA | | 12 | | | | | | | | 47 | 3 |
| 0 | 5310-282-5715 | NUT, PLAIN, HEXAGON: BOLT, 3/8-24 THD SIZE | | EA | | 12 | | | | | | | | 47 | 4 |
| P 0 | 5410-o22-2669 | JACK, END, FIXED 889220-1 (26533) | | EA | | 4 | * | 2 | 2 | * | 2 | 2 | 12 | 47 | 5 |
| 0 | BOLT, MACHINE | HEXAGON HEAD: PLATE MTG MS35304-64 (26533) | | EA | | 8 | | | | | | | | 47 | 6 |
| P 0 | 5410-022-2671 | JACK ASSEMBLY: FOLDING FLOOR 889296-1 (26533) | | EA | | 4 | * | 2 | 2 | * | 2 | 2 | 12 | 47 | 7 |
| 0 | | SCREW, MACHINE, PHILLIPS HEAD: PLATE MTG MS24693-300 (96906) | | EA | | 16 | | | | | | | | 48 | 1 |
| X20 | | PLATE, MOUNTING: JACK 889233-1 (26533) | | EA | | 4 | | | | | | | | 48 | 2 |

| (1) SMR CODE | (2) FEDERAL STOCK NUMBER | (3) DESCRIPTION REFERENCE NO. & MFR. CODE USABLE ON CODE | | (4) UNIT OF ISSUE | (5) QTY INC IN UNIT PACK | (6) QTY INC IN UNIT | (7) 30-DAY DS MAINT ALLOWANCE | | | (8) ILLUS- 30-DAY GS MAINT ALLOWANCE | | | (9) 1-YR ALW PER 100 EQUIP CNTGCTY | (10) ILLUS- TRATION | |
|--------------------|-----------------------------------|---|----|----------------------------|--------------------------------------|---------------------------------|--|-------|--------|--|-------|--------|--|---------------------------|-------------|
| | | | | | | | (a) | (b) | (c) | (a) | (b) | (c) | | (a) | (b) |
| | | | | | | | 1-20 | 21-50 | 51-100 | 1-20 | 21-50 | 51-100 | | FIG NO. | ITEM NO. |
| X20 | | BLOCK, SPACER 889237-1 (26533) | EA | | 4 | | | | | | | | 48 | 3 | |
| P 0 | 5305-724-6794 | SETSCREW: BLOCK MS51964-48 (96906) | EA | | 4 | * | 2 | 2 | * | 2 | 2 | 12 | 48 | 4 | |
| X20 | | NUT, STOP: SETSCREW ZSD12-114-1 (26533) | EA | | 4 | | | | | | | | 48 | 5 | |
| P 0 | 5340-101-8581 | PIN, STRAIGHT, HEADED: JACK BLDS6-30L12 (84256) | EA | | 4 | * | * | 2 | * | * | 2 | 11 | 48 | 6 | |
| X20 | | BLOCK, RETAINING 889235-1 (26533) | EA | | 4 | | | | | | | | 48 | 7 | |
| X20 | | JACK ASSEMBLY FOLDING FLOOR 889234-1 (26533) | EA | | 4 | | | | | | | | 48 | 8 | |
| F | | BOLT, MACHINE: COVER AND BULKHEAD MTG AN3-6A (88044) | EA | | 18 | | | | | | | | 49 | 1 | |
| F | | WASHER, FLAT: COVER AND BULKHEAD MTG AN960-10L (88044) | EA | | 18 | | | | | | | | 49 | 2 | |
| X2F | | BULKHEAD ASSEMBLY WATER LINES 697382-3 (26533) | EA | | 1 | | | | | | | | 49 | 3 | |
| X2F | | BULKHEAD ASSEMBLY WATER LINES 697382-1 (26533) | EA | | 1 | | | | | | | | 49 | 4 | |
| M F | | SEAL, BULKHEAD 697382-17 (26533) MANUFACTURE FROM: SHEET, FSN 9320-285-1980 | EA | | V | | | | | | | | 49 | 5 | |
| F | | BOLT, MACHINE: COVER MTG MS90725-60 (96906) | EA | | 136 | | | | | | | | 49 | 6 | |
| F | | WASHER, FLAT: COVER MTG MS35333-41 (96906) | EA | | 136 | | | | | | | | 49 | 7 | |
| F | | WASHER, FLAT: COVER MTG MS27183-14 (96906) | EA | | 164 | | | | | | | | 49 | 8 | |

| (1) SMR CODE | (2) FEDERAL STOCK NUMBER | (3) DESCRIPTION REFERENCE NO. & MFR. CODE USABLE ON CODE | | (4) UNIT OF ISSUE | (5) QTY INC IN UNIT PACK | (6) QTY INC IN UNIT | (7) 30-DAY DS MAINT ALLOWANCE | | | (8) ILLUS- 30-DAY GS MAINT ALLOWANCE | | | (9) 1-YR ALW PER 100 EQUIP CNTG CY | (10) ILLUS- TRATION | |
|--------------------|-----------------------------------|---|--|----------------------------|--------------------------------------|---------------------------------|--|-------|--------|--|-------|--------|---|---------------------------|--------------------|
| | | | | | | | (a) | (b) | (c) | (a) | (b) | (c) | | (a) FIG NO. | (b) ITEM NO. |
| | | | | | | | 1-20 | 21-50 | 51-100 | 1-20 | 21-50 | 51-100 | | | |
| X2F | | COVER ASSEMBLY: PLUMBING RACEWAY 889344-1 (26533) | | EA | | 1 | | | | | | | | 49 | 9 |
| X2F | | COVER ASSEMBLY: PLUMBING RACEWAY 889344-3 (26533) | | EA | | 3 | | | | | | | | 49 | 10 |
| X2F | | COVER ASSEMBLY: PLUMBING RACEWAY 889344-5 (26533) | | EA | | 1 | | | | | | | | 49 | 11 |
| X2F | | COVER ASSEMBLY: ELECTRICAL RACEWAY 889345-1 (26533) | | EA | | 1 | | | | | | | | 49 | 12 |
| X2F | | COVER ASSEMBLY: ELECTRICAL RACEWAY 889345-3 (26533) | | EA | | 1 | | | | | | | | 49 | 13 |
| X2F | | COVER ASSEMBLY: ELECTRICAL RACEWAY 889345-5 (26533) | | EA | | 1 | | | | | | | | 49 | 14 |
| X2F | | DOOR ASSEMBLY: RIGHT HAND 889216-2 (26533) | | EA | | 2 | | | | | | | | 50 | |
| P 0 | 5320-097-6520 | RIVET: DOOR STOP MTG MILR24243-6A505H (81349) | | EA | | 4 | * | 2 | 2 | * | 2 | 2 | 12 | 50 | 1 |
| P 0 | 5340-0044-5235 | STOP, DOOR EW871-4 (28419) | | EA | | 1 | 2 | 2 | 3 | 2 | 2 | 3 | 35 | 50 | 2 |
| X2F | | PLATE, KICK 889216-19 (26533) | | EA | | 1 | | | | | | | | 50 | 3 |
| X2F | | PLATE, PUSH 889216-25 (26533) | | EA | | 1 | | | | | | | | 50 | 4 |
| P2F | 5340-022-3168 | PULL, DOOR 889227-1 (26533) | | EA | | 2 | * | * | * | * | * | * | 5 | 50 | 5 |
| 0 | | SCREW, MACHINE: GROUND ROD MTG MS35225-30 (96906) | | EA | | 2 | | | | | | | | 50 | 6 |
| 0 | 5310-167-0816 | WASHER, LOCK: GROUND ROD MTG AN960-6 (88044) | | EA | | 2 | | | | | | | | 50 | 7 |
| X20 | | ROD, GROUND 889340-1 (26533) | | EA | | 1 | | | | | | | | 50 | 8 |

| (1) SMR CODE | (2) FEDERAL STOCK NUMBER | (3) DESCRIPTION REFERENCE NO. & MFR. CODE USABLE ON CODE | | (4) UNIT OF ISSUE | (5) QTY INC IN UNIT PACK | (6) QTY INC IN UNIT | (7) 30-DAY DS MAINT ALLOWANCE | | | (8) ILLUS- 30-DAY GS MAINT ALLOWANCE | | | (9) 1-YR ALW PER 100 EQUIP CNTGCTY | (10) ILLUS- TRATION | |
|--------------------|-----------------------------------|---|----|----------------------------|--------------------------------------|---------------------------------|--|-------|--------|--|-------|--------|--|---------------------------|-------------|
| | | | | | | | (a) | (b) | (c) | (a) | (b) | (c) | | (a) | (b) |
| | | | | | | | 1-20 | 21-50 | 51-100 | 1-20 | 21-50 | 51-100 | | FIG NO. | ITEM NO. |
| M F | | SEAL, DOOR EDGE 889216-21 (26533) MANUFACTURE FROM: SEAL, FSN 5330-106-0531 | EA | | 1 | | | | | | | | | 50 | 9 |
| X1 | | STRIP: DOOR SEAL 889216-23 (26533) | EA | | 2 | | | | | | | | | 50 | 10 |
| M F | | CLOSEOUT: DOOR EDGE 889216-27 (26533) MANUFACTURE FROM: PHENOLIC LAMINATE, (81348) L-P-00513, TYPE PB6 | EA | | 2 | | | | | | | | | 50 | 11 |
| X1 | | STRIP: DOOR BOTTOM, INSIDE 88921-39 (26533) | EA | | 1 | | | | | | | | | 50 | 12 |
| M F | | CLOSEOUT: DOOR, TOP AND BOTTOM 889216-29 (26533) MANUFACTURE FROM: PHENOLIC LAMINATE, (81348) L-P-00513, TYPE PB6 | EA | | 2 | | | | | | | | | 50 | 13 |
| P F | 5305-044-5315 | SCREW, MACHINE: HINGE MTG 889216-47 (26533) | EA | | 5 | * | * | 3 | * | * | 2 | 11 | | 50 | 14 |
| F | 5310-595-5427 | WASHER, FLAT: HINGE SCREW AN960-416 (88044) | EA | | 5 | | | | | | | | | 50 | 15 |
| P F | 5310-044-5289 | WASHER, RETAINER: HINGE SCREW 58-41-4-24 (87308) | EA | | 5 | * | * | 2 | * | * | 2 | 11 | | 50 | 16 |
| F | | SCREW, MACHINE: HINGE MTG MS35224-81 (96906) | EA | | 4 | | | | | | | | | 50 | 17 |
| P F | 5320-952-41'59 | RIVET: DOOR HINGE MTG AD64S (07707) | EA | | 40 | 2 | 2 | 4 | 2 | 2 | 4 | 48 | | 50 | 18 |
| P F | 5340-042-8682 | NUT, BLIND: DOOR HINGE MTG BN528-1428-1-241 (73197) | EA | | 2 | REF | REF | REF | REF | REF | REF | REF | | 50 | 19 |
| P F | 5310-194-8023 | RIVNUT: DOOR HINGE MTG A100130 (03481) | EA | | 1 | 2 | 2 | 2 | 2 | 2 | 2 | 24 | | 50 | 20 |
| X1 | | PANEL, DOOR ZSD09-110-42 (26533) | EA | | 1 | | | | | | | | | 50 | 21 |

| (1) SMR CODE | (2) FEDERAL STOCK NUMBER | (3) DESCRIPTION REFERENCE NO. & MFR. CODE USABLE ON CODE | | (4) UNIT OF ISSUE | (5) QTY INC IN UNIT PACK | (6) QTY INC IN UNIT | (7) 30-DAY DS MAINT ALLOWANCE | | | (8) ILLUS- 30-DAY GS MAINT ALLOWANCE | | | (9) 1-YR ALW PER 100 EQUIP CNTG CY | (10) ILLUS- TRATION | |
|--------------------|-----------------------------------|--|--|----------------------------|--------------------------------------|---------------------------------|--|-------|--------|--|-------|--------|---|---------------------------|-------------|
| | | | | | | | (a) | (b) | (c) | (a) | (b) | (c) | | (a) | (b) |
| | | | | | | | 1-20 | 21-50 | 51-100 | 1-20 | 21-50 | 51-100 | | FIG NO. | ITEM NO. |
| P2F | 5340-022-3167 | HINGE ASSEMBLY, DOOR 889247-1 (26533) | | EA | | 1 | * | * | * | * | * | * | 5 | 51 | 1 |
| M F | | PIN, HINGE MS20253P5-6600 (96906) MANUFACTURE FROM: ROD, (96906) MS20253P5 | | EA | | 1 | | | | | | | | 51 | 2 |
| P F | 5340-022-3161 | SPRING, HELICAL, TORSION: HINGE PIN ZSD14-117-1 (26533) | | EA | | 9 | * | * | 2 | * | * | 2 | 11 | 51 | 3 |
| X2F | | HINGE HALF: DOOR HINGE 889211-1 (26533) | | EA | | 1 | | | | | | | | 51 | 4 |
| X2F | | HINGE HALF: DOOR HINGE 889212-3 (26533) | | EA | | 1 | | | | | | | | 51 | 5 |
| P F | 5320-957-3582 | RIVET: WINDOW FRAME MTG AD42S (07707) | | EA | | 132 | 2 | 4 | 8 | 2 | 4 | 8 | 96 | 52 | 1 |
| M F | | TAPE, PILE: WINDOW FRAME SIDES 889216-11 (26533) MANUFACTURE FROM: TAPE, PILE, FSN 9320-102-6863 | | EA | | 2 | | | | | | | | 52 | 2 |
| M F | | TAPE, PILE: WINDOW FRAME, TOP AND BOTTOM 889216-13 (26533) MANUFACTURE FROM: TAPE, PILE, FSN 9320-102-6863 | | EA | | 2 | | | | | | | | 52 | 3 |
| X2F | | FRAME, WINDOW 889253-1 (26533) | | EA | | 8 | | | | | | | | 52 | 4 |
| P F | 5670-0423-827 | WINDOW, PLEXIGLAS 889216-17 (26533) | | EA | | 2 | 2 | 2 | 2 | 2 | 2 | 2 | 24 | 52 | 5 |
| M F | | SPACER: WINDOW PANE 889216-15 (26533) MANUFACTURE FROM: PHENOLIC LAMINATE, (81349) L-P-00513, TYPE P86 | | EA | | 4 | | | | | | | | 52 | 6 |
| X2F | | DOOR ASSEMBLY: LEFT HAND, W/ANTI-BACK DRAFT VALVE 889216-3 (26533) | | EA | | 1 | | | | | | | | 53 | |

| (1) SMR CODE | (2) FEDERAL STOCK NUMBER | (3) DESCRIPTION REFERENCE NO. & MFR. CODE USABLE ON CODE | | (4) UNIT OF ISSUE | (5) QTY INC IN UNIT PACK | (6) QTY INC IN UNIT | (7) 30-DAY DS MAINT ALLOWANCE | | | (8) ILLUS- 30-DAY GS MAINT ALLOWANCE | | | (9) 1-YR ALW PER 100 EQUIP CNTGCV | (10) ILLUS- TRATION | |
|--------------------|-----------------------------------|---|--|----------------------------|--------------------------------------|---------------------------------|--|-------|--------|--|-------|--------|---|---------------------------|--------------------|
| | | | | | | | (a) | (b) | (c) | (a) | (b) | (c) | | (a) FIG NO. | (b) ITEM NO. |
| | | | | | | | 1-20 | 21-50 | 51-100 | 1-20 | 21-50 | 51-100 | | | |
| 0 | | SCREW, MACHINE: GROUND ROD MTG MS35225-30 (96906) | | EA | | 2 | | | | | | | | 53 | 14 |
| 0 | 5310-167-0816 | WASHER FLAT: GROUND ROD MTG AN960-6 (8B0 4) | | EA | | 2 | | | | | | | | 53 | 15 |
| X20 | | ROD, GROUND 8893140-1 (26533) | | EA | | 1 | | | | | | | | 53 | 16 |
| F | | SCREW, MACHINE: HINGE MTG MS35224-81 (96906) | | EA | | 4 | | | | | | | | 53 | 17 |
| P F | 5340-042-8682 | NUT, BLIND: DOOR HINGE MTG BN528-428-1-24 (73197) | | EA | | 2 | REF | REF | REF | REF | REF | REF | REF | 53 | 18 |
| P F | 5305-044-5315 | SCREW, MACHINE: HINGE MTG 889216-47 (26533) | | EA | | 5 | REF | REF | REF | REF | REF | REF | REF | 53 | 19 |
| F | 5310-595-5427 | WASHER, FLAT: HINGE MTG AN960-416 (8804) | | EA | | 5 | | | | | | | | 53 | 20 |
| P F | 5310-044-5289 | WASHER RETAINER: HINGE MTG 58-41-4-24 (87308) | | EA | | 5 | REF | REF | REF | REF | REF | REF | REF | 53 | 21 |
| P F | 5310-194-8023 | RIVNUT, DOOR A10B130 (03481) | | EA | | 1 | REF | REF | REF | REF | REF | REF | REF | 53 | 22 |
| F | | SCREW, MACHINE: ANTI-BACK DRAFT VALVE MTG MS35224-79 (96906) | | EA | | 10 | | | | | | | | 53 | 23 |
| P F | 5320-928-6299 | NUT, BLIND: ANTI-BACK DRAFT VALVE MTG BN360-428-1 (73197) | | EA | | 10 | 2 | 2 | 2 | 2 | 2 | 2 | 24 | 53 | 24 |
| M F | | CLOSEOUT: BACK DRAFT VALVE, TOP AND BOTTOM 889216-35 (26533) MANUFACTURE FROM: PHENOLIC LAMINATE, (81348) L-P-00513, TYPE PB6 | | EA | | 2 | | | | | | | | 53 | 25 |
| M F | | CLOSEOUT: BACK DRAFT VALVE, SIDES 889216-31 (26533) MANUFACTURE FROM: PHENOLIC LAMNATE, (81348) L-P-00513, TYPE PB6 | | EA | | 2 | | | | | | | | 53 | 26 |
| M F | | GASKET, SILICONE RUBBER: BACK DRAFT VALVE 889216-51 (26533) MANUFACTURE FROM: SHEET, ZZ-R-765R, CLASS I IA-50, OD (813149) | | EA | | 1 | | | | | | | | 53 | 27 |

| (1) SMR CODE | (2) FEDERAL STOCK NUMBER | (3) DESCRIPTION REFERENCE NO. & MFR. CODE USABLE ON CODE | | (4) UNIT OF ISSUE | (5) QTY INC IN UNIT PACK | (6) QTY INC IN UNIT | (7) 30-DAY DS MAINT ALLOWANCE | | | (8) ILLUS- 30-DAY GS MAINT ALLOWANCE | | | (9) 1-YR ALW PER 100 EQUIP CNTGCV | (10) ILLUS- TRATION | |
|--------------------|-----------------------------------|--|--|----------------------------|--------------------------------------|---------------------------------|--|-------|--------|--|-------|--------|---|---------------------------|--------------------|
| | | | | | | | (a) | (b) | (c) | (a) | (b) | (c) | | (a) FIG NO. | (b) ITEM NO. |
| | | | | | | | 1-20 | 21-50 | 51-100 | 1-20 | 21-50 | 51-100 | | | |
| X1 | | PANEL, DOOR: LEFT HAND W/ANTI-BACK DRAFT VALVE ZSD09-110-42 (26533) | | EA | | 1 | | | | | | | | 53 | 28 |
| X2F | | VALVE ASSEMBLY: ANTI-BACK DRAFT 697281-1 (99193) | | EA | | 1 | | | | | | | | 53 | 29 |
| F | 5315-839-2325 | PIN COTTER: HINGE PIN, 5/32 IN. DIA, 3/4 IN. LG MS24665-132 (96906) | | EA | | 2 | | | | | | | | 54 | 1 |
| F | 5310-167-0816 | WASHER, FLAT: HINGE PIN, No. 6 SCREW SIZE AN960-6 (88044) | | EA | | 4 | | | | | | | | 54 | 2 |
| F | 5315-812-3775 | PIN, STRAIGHT, HEADED: HINGE PIN MS20392-1 C25 (96906) | | EA | | 2 | | | | | | | | 54 | 3 |
| X2F | | DAMPER ASSEMBLY, ANTI-BACK DRAFT 697283-1 (99193) | | EA | | 1 | | | | | | | | 54 | 4 |
| F | 5320-718-7721 | RIVET: HINGE PIN, 1/8 IN. DIA, 3/8 IN. LG MS20426AD4-6 (96906) | | EA | | 4 | | | | | | | | 54 | 5 |
| P2F | 5340-022-3169 | HINGE, DAMPER, RIGHT HAND 697283-13 (26533) | | EA | | 1 | REF | REF | REF | REF | REF | REF | REF | 54 | 6 |
| P2F | 5340-022-3172 | HINGE, DAMPER, LEFT HAND 697283-15 (26533) | | EA | | 1 | REF | REF | REF | REF | REF | REF | REF | 54 | 7 |
| F | 5320-117-6953 | RIVET: HINGE MTG 1/8 IN. DIAs 1/2 IN. LG MS20426AD4-8 (96906) | | EA | | 2 | | | | | | | | 54 | 8 |
| X2F | | SUPPORT, DAMPER 697283-17 (99193) | | EA | | 1 | | | | | | | | 54 | 9 |
| F | 5310-685-2651 | NUT, PLAIN, HEXAGON: COUNTERWEIGHTs 1/4-28 THD SIZE MS25082-4 (96906) | | EA | | 2 | | | | | | | | 54 | 10 |
| F | 5305-719-5121 | SCREW, MACHINE: COUNTERWEIGHT MTG 1/4-28 THD SIZE, 1 1/2 IN. LG MS51960-86 (96906) | | EA | | 1 | | | | | | | | 54 | 11 |
| X2F | | COUNTERWEIGHT ANTI-BACK DRAFT VALVE 697284-1 (99193) | | EA | | 1 | | | | | | | | 54 | 12 |

| (1) SMR CODE | (2) FEDERAL STOCK NUMBER | (3) DESCRIPTION REFERENCE NO. & MFR. CODE USABLE ON CODE | (4) UNIT OF ISSUE | (5) QTY INC IN UNIT PACK | (6) QTY INC IN UNIT | (7) 30-DAY DS MAINT ALLOWANCE | | | (8) ILLUS- 30-DAY GS MAINT ALLOWANCE | | | (9) 1-YR ALW PER 100 EQUIP CNTGCV | (10) ILLUS- TRATION | |
|--------------------|-----------------------------------|--|----------------------------|--------------------------------------|---------------------------------|--|-------|--------|--|-------|--------|---|---------------------------|-------------|
| | | | | | | (a) | (b) | (c) | (a) | (b) | (c) | | (a) | (b) |
| | | | | | | 1-20 | 21-50 | 51-100 | 1-20 | 21-50 | 51-100 | | FIG NO. | ITEM NO. |
| X2F | | GRILL ASSEMBLY, ANTI-BACK DRAFT VALVE 697285-1 (99193) | EA | | 1 | | | | | | | | 54 | 13 |
| X 1 | | HOUSING ASSEMBLY, ANTI-BACK DRAFT VALVE 697282-1 (99193) | EA | | 1 | | | | | | | | 54 | 14 |
| M F | | GASKET: ANTI-BACK DRAFT VALVE 697282-29 (99193) MANUFACTURE FROM: RUBBER SHEET, (81343) AMS3302 | EA | | 2 | | | | | | | | 54 | 15 |
| M F | | GASKET: ANTI-BACK DRAFT VALVE 697282-25 (99193) MANUFACTURE FROM: RUBBER SHEET, FSN 5330-141-2351 | EA | | 4 | | | | | | | | 54 | 16 |
| M F | | GASKET: DAMPER 697282-27 (99193) MANUFACTURE FROM: RUBBER SHEET, (81343) AMS3302 | EA | | 2 | | | | | | | | 54 | 17 |
| F | 5320-718-7721 | RIVET: HINGE MTG, 1/8 IN. DIA, 3/8 IN. LG MS20426AD4-6 (96906) | EA | | 4 | | | | | | | | 54 | 18 |
| X2F | | HINGE, DAMPER 697282-23 (99193) | EA | | 2 | | | | | | | | 54 | 19 |
| P F | 5320-957-3582 | RIVET: PILE TAPE AND FRAME MTG MILR24243-6A402F (81349) | EA | | 132 | REF | REF | REF | REF | REF | REF | REF | 55 | 1 |
| M F | | TAPE, PILE: WINDOW FRAME, SIDES 889216-11 (26533) MANUFACTURE FROM: TAPE, PILE, FSN 9320-102-6863 | EA | | 2 | | | | | | | | 55 | 2 |
| M F | | TAPE, PILE: WINDOW FRAME, TOP AND BOTTOM 889216-13 (26533) MANUFACTURE FROM: TAPE, PILE, FSN 9320-102-6863 | EA | | 2 | | | | | | | | 55 | 3 |
| X2F | | FRAME, WINDOW 889253-1 (26533) | EA | | 8 | | | | | | | | 55 | 4 |

| (1) SMR CODE | (2) FEDERAL STOCK NUMBER | (3) DESCRIPTION REFERENCE NO. & MFR. CODE USABLE ON CODE | | (4) UNIT OF ISSUE | (5) QTY INC IN UNIT PACK | (6) QTY INC IN UNIT | (7) 30-DAY DS MAINT ALLOWANCE | | | (8) ILLUS- 30-DAY GS MAINT ALLOWANCE | | | (9) 1-YR ALW PER 100 EQUIP CNTGCTY | (10) ILLUS- TRATION | |
|--------------------|-----------------------------------|---|--|----------------------------|--------------------------------------|---------------------------------|--|-------|--------|--|-------|--------|--|---------------------------|--------------------|
| | | | | | | | (A) | (B) | (C) | (A) | (B) | (C) | | (A) FIG NO. | (B) ITEM NO. |
| | | | | | | | 1-20 | 21-50 | 51-100 | 1-20 | 21-50 | 51-100 | | | |
| F | | SCREW, MACHINE: HANDLE BAR MTG M2 4693-99 (969006) | | EA | | 1 | | | | | | | | 57 | 7 |
| X2F | | BAR, LOCKING 889310-33 (26533) | | EA | | 1 | | | | | | | | 57 | 8 |
| X2F | | BAR, HANDLE 889310-23 (26533) | | EA | | 1 | | | | | | | | 57 | 9 |
| X2F | | BUSHING, SLEEVE: HANDLE BAR 889310-25 (26533) | | EA | | 2 | | | | | | | | 57 | 10 |
| X2F | | SPACER: DOOR LOCK 889310-15 (26533) | | EA | | 1 | | | | | | | | 57 | 11 |
| X2F | | PLATE ASSEMBLY, ESCUTCHEON 889310-7 (26533) | | EA | | 1 | | | | | | | | 57 | 12 |
| X2F | | PLATE, KEEPER 889310-19 (26533) | | EA | | 1 | | | | | | | | 57 | 13 |
| X2F | | STOP, BLOCK 889310-11 (26533) | | EA | | 1 | | | | | | | | 57 | 14 |
| P F | 5410-018-7491 | LOCK ASSEMBLY, DOOR 889310-1 (26533) | | EA | | 1 | * | * | 2 | * | * | 2 | 11 | 57 | 15 |
| F | | SCREW, CAP, HEXAGON HEAD: HANDLE BAIL MTG K812-1O24-6 (80539) | | EA | | 2 | | | | | | | | 57 | 16 |
| X2F | | BAIL, HANDLE 889310-21 (26533) | | EA | | 1 | | | | | | | | 57 | 17 |
| F | | SCREW, MACHINE: HANDLE BAR MTG MSI699848 (96906) | | EA | | 2 | | | | | | | | 57 | 18 |
| X2F | | BAR, HANDLE 889310-23 (26533) | | EA | | 1 | | | | | | | | 57 | 19 |
| X2F | | BUSHING, SLEEVE: BAR AND BAIL HANDLE 889310-25 (26533) | | EA | | 2 | | | | | | | | 57 | 20 |
| X2F | | BLADE, LOCKING 889310-29 (26533) | | EA | | 1 | | | | | | | | 57 | 21 |

| (1) SMR CODE | (2) FEDERAL STOCK NUMBER | (3) DESCRIPTION REFERENCE NO. & MFR. CODE USABLE ON CODE | | (4) UNIT OF ISSUE | (5) QTY INC IN UNIT PACK | (6) QTY INC IN UNIT | (7) 30-DAY DS MAINT ALLOWANCE | | | (8) ILLUS- 30-DAY GS MAINT ALLOWANCE | | | (9) 1-YR ALW PER 100 EQUIP CNTGCTY | (10) ILLUS- TRATION | |
|--------------------|-----------------------------------|---|--|----------------------------|--------------------------------------|---------------------------------|--|-------|--------|--|-------|--------|--|---------------------------|--------------------|
| | | | | | | | (A) | (B) | (C) | (A) | (B) | (C) | | (A) FIG NO. | (B) ITEM NO. |
| | | | | | | | 1-20 | 21-50 | 51-100 | 1-20 | 21-50 | 51-100 | | | |
| X2F | | | PLATE ASSEMBLY, ESCUTCHEON 8893 1 0-7 (26533) | EA | | 1 | | | | | | | | 57 | 22 |
| X2F | | | PLATE, KEEPER 889310-19 (26533) | EA | | 1 | | | | | | | | 57 | 23 |
| X2F | | | STOP, ARM 899310-11 (26533) | EA | | 1 | | | | | | | | 57 | 24 |
| X2F | | | BLOCK, IDLER 889310-13 (26533) | EA | | 1 | | | | | | | | 57 | 25 |
| X2F | | | DOOR ASSEMBLY: LEFT HAND, W/O ANTI-BACK DRAFT VALVE 88921(6-1 (26533) | EA | | 1 | | | | | | | | 58 | |
| P F | 5320-952-4159 | | RIVET: SEAL AND STRIP DOOR MTG MILR24243-6A602F (81349) | EA | | 40 | REF | REF | REF | REF | REF | REF | REF | 58 | 1 |
| X2F | | | BAR, RETAINER, LOWER 889216-37 (26533) | EA | | 1 | | | | | | | | 58 | 2 |
| X2F | | | SHIM, RETAINER, LOWER 889216-43 (26533) | EA | | 1 | | | | | | | | 58 | 3 |
| F | | | SCREW, CAP, HEXAGON HEAD: BAR RETAINER MTG MS35224-79 (96906) | EA | | 4 | | | | | | | | 58 | 4 |
| P F | 5320-928-6299 | | NUT BLIND: RETAINER MTG BN360-428-1 (73197) | EA | | 4 | REF | REF | REF | REF | REF | REF | REF | 58 | 5 |
| X2F | | | BAR, RETAINER, UPPER 889216-41 (26533) | EA | | 1 | | | | | | | | 58 | 6 |
| X2F | | | SHIM, RETAINER, UPPER 88921 6-45 (26533) | EA | | 1 | | | | | | | | 58 | 7 |
| P 0 | 5320-097-6520 | | RIVET: DOOR STOP MTG MILR24243-6A405H (81349) | EA | | 4 | REF | REF | REF | REF | REF | REF | REF | 58 | 8 |
| P 0 | 5340044-5235 | | STOP, DOOR BW8971-4 (284619) | EA | | 1 | REF | REF | REF | REF | REF | REF | REF | 58 | 9 |
| X2F | | | PLATE, KICK: DOOR BOTTOM 889216-19 (26533) | EA | | 3 | | | | | | | | 58 | 10 |

| (1) SMR CODE | (2) FEDERAL STOCK NUMBER | (3) DESCRIPTION REFERENCE NO. & MFR. CODE USABLE ON CODE | | (4) UNIT OF ISSUE | (5) QTY INC IN UNIT PACK | (6) QTY INC IN UNIT | (7) 30-DAY DS MAINT ALLOWANCE | | | (8) ILLUS- 30-DAY GS MAINT ALLOWANCE | | | (9) 1-YR ALW PER 100 EQUIP CNTGCTY | (10) ILLUS- TRATION | |
|--------------------|-----------------------------------|---|--|----------------------------|--------------------------------------|---------------------------------|--|-------|--------|--|-------|--------|--|---------------------------|--------------------|
| | | | | | | | (A) | (B) | (C) | (A) | (B) | (C) | | (A) FIG NO. | (B) ITEM NO. |
| | | | | | | | 1-20 | 21-50 | 51-100 | 1-20 | 21-50 | 51-100 | | | |
| X2F | | PLATE PUSH 889216-25 (26533) | | EA | | 1 | | | | | | | | 58 | 11 |
| F | | SCREW, MACHINE: GROUND ROD MTG MS35225-30 (96906) | | EA | | 2 | | | | | | | | 58 | 12 |
| F | 5310-167-0816 | WASHER, FLAT: GROUND ROD MTG AN960-6 (88044) | | EA | | 2 | | | | | | | | 58 | 13 |
| X2F | | ROD, GROUND 889340-1 (26533) | | EA | | 1 | | | | | | | | 58 | 14 |
| M F | | CLOSEOUT, DOOR: TOP AND BOTTOM 889216-29 (26533) MANUFACTURE FROM: PHENOLIC LAMINATE, (81348) L-P-00513, TYPE PB6 | | EA | | 2 | | | | | | | | 58 | 15 |
| X1 | | STRIP, DOOR: BOTTOM, INSIDE 88921 6-39 (26533) | | EA | | 1 | | | | | | | | 58 | 16 |
| M F | | CLOSEOUT, DOOR: SIDES 889216-27 (26533) MANUFACTURE FROM: PHENOLIC LAMINATE, (81348) L-P-00513, TYPE PB6 | | EA | | 2 | | | | | | | | 58 | 17 |
| X1 | | STRIP DOOR: SEAL MTG 889216-23 (2653J) | | EA | | 2 | | | | | | | | 58 | 18 |
| M F | | SEAL, DOOR: AT CENTER 889216-21 (26533) MANUFACTURE FROM: SEAL, FSN 5330-106-0531 | | EA | | 1 | | | | | | | | 58 | 19 |
| P F | 5305-044-5315 | SCREW, CAPTIVE: HINGE MTG 58-24-116-24 (87308) | | EA | | 5 | 2 | 2 | 2 | 2 | 2 | 2 | 24 | 58 | 20 |
| F | 5310-595-54'27 | WASHER FLAT: HINGE MTG AN960-O16 (88044) | | EA | | 5 | | | | | | | | 58 | 21 |
| P F | 5310-044-5289 | WASHER RETAINER: DOOR HINGE 58-41-4-24 (87308) | | EA | | 5 | REF | REF | REF | REF | REF | REF | REF | 58 | 22 |
| F | | SCREW, MACHINE: HINGE MTG MS35224-81 (96906) | | EA | | | | | | | | | | 58 | 23 |

| (1) SMR CODE | (2) FEDERAL STOCK NUMBER | (3) DESCRIPTION REFERENCE NO. & MFR. CODE USABLE ON CODE | | (4) UNIT OF ISSUE | (5) QTY INC IN UNIT PACK | (6) QTY INC IN UNIT | (7) 30-DAY DS MAINT ALLOWANCE | | | (8) ILLUS- 30-DAY GS MAINT ALLOWANCE | | | (9) 1-YR ALW PER 100 EQUIP CNTGCTY | (10) ILLUS- TRATION | |
|--------------------|-----------------------------------|---|--|----------------------------|--------------------------------------|---------------------------------|--|-------|--------|--|-------|--------|--|---------------------------|--------------------|
| | | | | | | | (A) | (B) | (C) | (A) | (B) | (C) | | (A) FIG NO. | (B) ITEM NO. |
| | | | | | | | 1-20 | 21-50 | 51-100 | 1-20 | 21-50 | 51-100 | | | |
| F | 5340-042-8682 | NUT, BLIND: HINGE MTG BN528-428-1-24 (73197) | | EA | | 2 | REF | REF | REF | REF | REF | REF | REF | 58 | 2) |
| F | 5310-194-8023 | RIVNUT: DOOR A108130 (03481) | | EA | | 1 | REF | REF | REF | REF | REF | REF | REF | 58 | 25 |
| F | | SCREW, MACHINE: INSIDE LATCH MTG AN507- 1R8 (88044) | | EA | | 8 | | | | | | | | 58 | 26 |
| P F | 5320-986-6904 | NUT, BLIND: INSIDE LATCH MTG BN360-1032-2 (73197) | | EA | | 8 | | | | | | | | 58 | 27 |
| X1 | | PANEL, DOOR: LEFT HAND, W/O ANTI-BACK DRAFT VALVE ZSD09-110-42 (26533) | | EA | | 1 | | | | | | | | 58 | 28 |
| P2F | 5300-022-3167 | HINGE ASSEMBLY, DOOR 889247-1 (26533) | | EA | | 1 | REF | REF | REF | REF | REF | REF | REF | 59 | 1 |
| -1 F | | PIN: HINGE, 66 IN. LG MS20253P5-6600 (96906) MANUFACTURE FROM: ROD, (96906) MS20253P5 | | EA | | 1 | | | | | | | | 59 | 2 |
| P F | 5340-022-3161 | SPRING, HELICAL, TORSION: HINGE PIN ZSD14-117-1 (26533) | | EA | | 9 | REF | REF | REF | REF | REF | REF | REF | 59 | 3 |
| X2F | | HINGE HALF, DOOR 889211-1 (26533) | | EA | | 1 | | | | | | | | 59 | 4 |
| X2F | | HINGE HALF, DOOR 889212-3 (26533) | | EA | | 1 | | | | | | | | 59 | 5 |
| P F | 5410-102-9817 | LOCK ASSEMBLY, DOOR 889310-3 (26533) | | EA | | 1 | REF | REF | REF | REF | REF | RI | RF | 60 | 1 |
| F | | SCREW, MACHINE: BAIL HANDLE MTG K812-1024-6 (80539) | | EA | | 2 | | | | | | | | 60 | 2 |
| X2F | | BAIL, HANDLE 889310-21 (2653J) | | EA | | 1 | | | | | | | | 60 | 3 |
| F | | SCREW, MACHINE: HANDLE BAR MTG MS 16998-48 (96906) | | EA | | 2 | | | | | | | | 60 | 4 |

| (1) SMR CODE | (2) FEDERAL STOCK NUMBER | (3) DESCRIPTION REFERENCE NO. & MFR. CODE USABLE ON CODE | | (4) UNIT OF ISSUE | (5) QTY INC IN UNIT PACK | (6) QTY INC IN UNIT | (7) 30-DAY DS MAINT ALLOWANCE | | | (8) ILLUS- 30-DAY GS MAINT ALLOWANCE | | | (9) 1-YR ALW PER 100 EQUIP CNTGCTY | (10) ILLUS- TRATION | |
|--------------------|-----------------------------------|---|--|----------------------------|--------------------------------------|---------------------------------|--|-------|--------|--|-------|--------|--|---------------------------|--------------------|
| | | | | | | | (A) | (B) | (C) | (A) | (B) | (C) | | (A) FIG NO. | (B) ITEM NO. |
| | | | | | | | 1-20 | 21-50 | 51-100 | 1-20 | 21-50 | 51-100 | | | |
| F | | | NUT, HEXAGON: HANDLE BAR MTG MS35690-102 (96906) | EA | | 1 | | | | | | | | 60 | 5 |
| F | | | WASHER, FLAT: HANDLE BAR MTG AN960-416L (88044) | EA | | 1 | | | | | | | | 60 | 6 |
| F | | | SCREW, MACHINE: HANDLE BAR MTG MS24693-99 (96906) | EA | | 1 | | | | | | | | 60 | 7 |
| X2F | | | BAR, LOCKING 889310-33 (26533) | EA | | 1 | | | | | | | | 60 | 8 |
| X2F | | | BAR, HANDLE 889310-23 (26533) | EA | | 1 | | | | | | | | 60 | 9 |
| X2F | | | BUSHING, SLEEVE: HANDLE BAR 889310-25 (26533) | EA | | 2 | | | | | | | | 60 | 10 |
| X2F | | | SPACER: DOOR LOCK 889310-15 (26533) | EA | | 1 | | | | | | | | 60 | 11 |
| X2F | | | PLATE ASSEMBLY, ESCUTCHEON 889310-7 (26533) | EA | | 1 | | | | | | | | 60 | 12 |
| X2F | | | PLATE, KEEPER 889310-19 (26533) | EA | | 1 | | | | | | | | 60 | 13 |
| X2F | | | STOP, BLOCK 889310-11 (26533) | EA | | 1 | | | | | | | | 60 | 14 |
| P F | 5410-018-7491 | | LOCK ASSEMBLY, DOOR 889310-1 (26533) | EA | | 1 | REF | REF | REF | REF | REF | REF | REF | 60 | 15 |
| F | | | SCREW, CAP, HEXAGON HEAD: HANDLE BAIL MTG K812-1024-6 (80539) | EA | | 2 | | | | | | | | 60 | 16 |
| X2F | | | BAIL, HANDLE 889310-21 (26533) | EA | | 1 | | | | | | | | 60 | 17 |
| F | | | SCREW, MACHINE: HANDLE BAR MTG MS16998- 48 (96906) | EA | | 2 | | | | | | | | 60 | 18 |
| X2F | | | BAR, HANDLE 889310-23 (26533) | EA | | 1 | | | | | | | | 60 | 19 |

| (1) SMR CODE | (2) FEDERAL STOCK NUMBER | (3) DESCRIPTION REFERENCE NO. & MFR. CODE USABLE ON CODE | | (4) UNIT OF ISSUE | (5) QTY INC IN UNIT PACK | (6) QTY INC IN UNIT | (7) 30-DAY DS MAINT ALLOWANCE | | | (8) ILLUS- 30-DAY GS MAINT ALLOWANCE | | | (9) 1-YR ALW PER 100 EQUIP CNTG CY | (10) ILLUS- TRATION | |
|--------------------|--|--|-----------------------------------|----------------------------|--------------------------------------|---------------------------------|--|-------|--------|--|-------|--------|---|---------------------------|--------------------|
| | | | | | | | (A) | (B) | (C) | (A) | (B) | (C) | | (A) FIG NO. | (B) ITEM NO. |
| | | | | | | | 1-20 | 21-50 | 51-100 | 1-20 | 21-50 | 51-100 | | | |
| X2F | 5320-957-3582 | BUSHING: BAR AND BAIL HANDLE 889310-25 (26533) | | EA | | 2 | | | | | | | | 60 | 20 |
| X2F | | BLADE, LOCKING 889310-29 (26533) | | EA | | 1 | | | | | | | | 60 | 21 |
| X2F | | PLATE ASSEMBLY, ESCUTCHEON 889310-7 (26533) | | EA | | 1 | | | | | | | | 60 | 22 |
| X2F | | PLATE, KEEPER 889310-19 (26533) | | EA | | 1 | | | | | | | | 60 | 23 |
| X2F | | STOP, ARM 889310-11 (26533) | | EA | | 1 | | | | | | | | 60 | 24 |
| X2F | | BLOCK, IDLER 889310-13 (26533) | | EA | | 1 | | | | | | | | 60 | 25 |
| P F | | RIVET: KICK PLATE, WINDOW, DOOR PULL MTG AD425 (07707) | | EA | | 132 | REF | REF | REF | REF | REF | REF | REF | 61 | 1 |
| M F | | TAPE, PILE: WINDOW FRAME, SIDES 889216-11 (26533) MANUFACTURE FROM: TAPE, PILE, FSN 9320-102-6863 | | EA | | 2 | | | | | | | | 61 | 2 |
| M F | | TAPE, PILE: WINDOW FRAME, TOP AND BOTTOM 889216-13 (26533) MANUFACTURE FROM: TAPE, PILE, FSN 9320-102-6863 | | EA | | 2 | | | | | | | | 61 | 3 |
| X2F | | 5670-042-4827 | FRAME, WINDOW 889253-1 (26533) | | EA | | 8 | | | | | | | 61 | 4 |
| P F | WINDOW, DOOR 889216-17 (26533) | | EA | | 2 | REF | REF | REF | REF | REF | REF | 61 | 5 | | |
| M F | SPACER: WINDOW 889216-15 (26533) MANUFACTURE FROM: PHENOLIC LAMINATE, (81348) L-P-00513, TYPE PB6 | | EA | | 4 | | | | | | | 61 | 6 | | |
| X2F | PANEL ASSEMBLY, END: RIGHT HAND, FOR DOOR 889209-3 (26533) COMPONENT SAME AS PANEL ASSEMBLY, STOCK NO. (26533) 889209-1, EXCEPT WHERE INDIVIDUAL COMPONENTS ARE ANNOTATED) | | EA | | 2 | | | | | | | 62 | | | |

| (1) SMR CODE | (2) FEDERAL STOCK NUMBER | (3) DESCRIPTION REFERENCE NO. & MFR. CODE USABLE ON CODE | | (4) UNIT OF ISSUE | (5) QTY INC IN UNIT PACK | (6) QTY INC IN UNIT | (7) 30-DAY DS MAINT ALLOWANCE | | | (8) ILLUS- 30-DAY GS MAINT ALLOWANCE | | | (9) 1-YR ALW PER 100 EQUIP CNTGCTY | (10) ILLUS- TRATION | |
|--------------------|-----------------------------------|---|--|----------------------------|--------------------------------------|---------------------------------|--|-------|--------|--|-------|--------|--|---------------------------|--------------------|
| | | | | | | | (A) | (B) | (C) | (A) | (B) | (C) | | (A) FIG NO. | (B) ITEM NO. |
| | | | | | | | 1-20 | 21-50 | 51-100 | 1-20 | 21-50 | 51-100 | | | |
| X2F | | PANEL ASSEMBLY, END: LEFT HAND, FOR DOOR 889209-1 (26533) | | EA | | 2 | | | | | | | | 62 | |
| F | | SCREW, MACHINE: HINGE MTG MS35224-79 (96906) | | EA | | 24 | | | | | | | | 62 | 1 |
| F | | WASHER: HINGE MTG MS27183-10 (96906) | | EA | | 24 | | | | | | | | 62 | 2 |
| F | | SCREW, MACHINE: HINGE MT MS35333-40 (96906) | | EA | | 24 | | | | | | | | 62 | 3 |
| P F | 5320-932-1972 | RIVET: HINGE AND ANGLE MTG MI LR24243-6A402H (81349) | | EA | | 376 | 10 | 20 | 40 | 10 | 20 | 40 | 478 | 62 | 4 |
| F | | SCREW, MACHINE: HINGE MTG MS24693-294 (96906) | | EA | | 8 | | | | | | | | | 62 |

| (1) SMR CODE | (2) FEDERAL STOCK NUMBER | (3) DESCRIPTION REFERENCE NO. & MFR. CODE USABLE ON CODE | | (4) UNIT OF ISSUE | (5) QTY INC IN UNIT PACK | (6) QTY INC IN UNIT | (7) 30-DAY DS MAINT ALLOWANCE | | | (8) ILLUS- 30-DAY GS MAINT ALLOWANCE | | | (9) 1-YR ALW PER 100 EQUIP CNTGCTY | (10) ILLUS- TRATION | |
|--------------------|-----------------------------------|--|--|----------------------------|--------------------------------------|---------------------------------|--|-------|--------|--|-------|--------|--|---------------------------|--------------------|
| | | | | | | | (A) | (B) | (C) | (A) | (B) | (C) | | (A) FIG NO. | (B) ITEM NO. |
| | | | | | | | 1-20 | 21-50 | 51-100 | 1-20 | 21-50 | 51-100 | | | |
| P F | 5340-042-8682 | INSERT: PANEL | | EA | | 52 | REF | REF | REF | REF | REF | REF | REF | 62 | 6 |
| P F | 5320-9567355 | BN528-428-1-24 (73197) RIVET: HINGE | | EA | | 104 | 9 | 19 | 38 | 9 | 19 | 38 | 45C | 62 | 7 |
| M F | | MILR24243-6A604H (81349) PIN: HINGE, 84.40 IN. LG MS20253P5-840 (96906) MANUFACTURE FROM: | | EA | | 4 | | | | | | | | 62 | 8 |
| | | ROD, (96906) MS20253P5 | | | | | | | | | | | | | |
| P2F | 5340-022-3165 | HINGE, HALF | | EA | | 4 | * | * | * | * | * | * | 5 | 62 | |
| | | 889215-7 (26533) | | | | | | | | | | | | | |
| P2F | 5340-022-3164 | HINGE, HALF | | EA | | 4 | * | * | * | * | * | * | 5 | 62 | 1C |
| | | 889215-5 (26533) | | | | | | | | | | | | | |
| P F | | ANGLE EA. (USED ON PANEL ASSEMBLY, PART NO. (26533) 8209-1, ONLY) | | 2 | | | | | | | | | | 62 | 11 |
| | | 889209-27 (26533) MANUFACTURE FROM: ANGLE ALUMINUM, (81348) QQ-A200/9-6063-T5 | | | | | | | | | | | | | |
| M F | | ANGLE EA (USED ON PANEL ASSEMBLY, PART NO. (26533) 88209-1 ONLY) | | 2 | | | | | | | | | | 62 | 11 |
| | | 889209-28 (26533) MANUFACTURE FROM: ANGLE ALUMINUM, (81348) QQ-A200/19-6063-T5 | | | | | | | | | | | | | |
| M F | | CLOSEOUT 889209-37 (26533) MANUFACTURE FROM: PHENOLIC LAMINATE, (81348) L-P-OO513, TYPE PB6 | | EA | | 4 | | | | | | | | 62 | 12 |
| P F | 5320-882-8388 | RIVET: CLOSEOUT MTG | | EA | | 140 | REF | REF | REF | REF | REF | REF | REF | 62 | 13 |
| | | MILR24243/6A403H (81349) | | | | | | | | | | | | | |
| M F | | TEE, LEFT (USED) ON PANEL ASSEMBLY, PART NO. (26533) 88209-1, ONLY) | | EA | | 2 | | | | | | | | 62 | 14 |
| | | 889209-17 (26533) MANUFACTURE FROM: EXTRUSION, TEE, FSN 9320-103-2474 | | | | | | | | | | | | | |

| (1) SMR CODE | (2) FEDERAL STOCK NUMBER | (3) DESCRIPTION REFERENCE NO. & MFR. CODE USABLE ON CODE | | (4) UNIT OF ISSUE | (5) QTY INC IN UNIT PACK | (6) QTY INC IN UNIT | (7) 30-DAY DS MAINT ALLOWANCE | | | (8) ILLUS- 30-DAY GS MAINT ALLOWANCE | | | (9) 1-YR ALW PER 100 EQUIP CNTGCTY | (10) ILLUS- TRATION | |
|--------------------|-----------------------------------|--|----|----------------------------|--------------------------------------|---------------------------------|--|-------|--------|--|-------|--------|--|---------------------------|--------------------|
| | | | | | | | (A) | (B) | (C) | (A) | (B) | (C) | | (A) FIG NO. | (B) ITEM NO. |
| | | | | | | | 1-20 | 21-50 | 51-100 | 1-20 | 21-50 | 51-100 | | | |
| M F | | SEAL: TEE 889209-49 (26533) MANUFACTURE FROM: SEAL, (77969) 1992 | EA | | 4 | | | | | | | | 62 | 15 | |
| M F | | SEAL FT (USED ON PANEL ASSEMBLY, PART NO. (26533) 889209-1 ONLY) 889:20-41 (26533) MANUFACTURE FROM: SEAL, RUBBER, FSN 5330-105-6886 | 2 | | | | | | | | | | 62 | 16 | |
| M F | | CLOSEOUT 889209-29 (26533) MANUFACTURE FROM: PHENOLIC LAMINATE, (81349) L-P-00513, TYPE PB6 | EA | | 4 | | | | | | | | 62 | 17 | |
| P F | | RIVET EA MILR24243-7A404H (81349) | EA | | 108 | 2 | 4 | 8 | 2 | 4 | 8 | 96 | 62 | 18 | |
| X2F | | PLATE 889347-1 (26533) | EA | | 8 | | | | | | | | 62 | 19 | |
| M F | | TEE, LEFT (USE0 ON PANEL ASSEMBLY, PART NO. (26533) 89209-1, ONLY) 889209-19 (26533) MANUFACTURE FROM: EXTRUSION, TEE, FSN 9320-103-2474 | EA | | 2 | | | | | | | | 62 | 20 | |
| M F | | CLOSEOUT: TEE 889209-31 (26533) MANUFACTURE FROM: PHENOLIC LAMINATE, (81348) L-P-00513, TYPE PB6 | EA | | 4 | | | | | | | | 62 | 21 | |
| P F | 5310-194-8023 | RIVNUT, PANEL A1OB130 (03481) | EA | | 8 | REF | REF | REF | REF | REF | REF | REF | 62 | 22 | |
| X2F | | FRAME, LOWER 889263-3 (26533) (USED ON PANEL ASSEMBLY, PART NO. (26533) 889209-1, ONLY) | EA | | 2 | | | | | | | | 62 | 23 | |
| P F | 5320-226-3686 | RIVET: ANGLE MTG MILR24243-7A403H (81349) | EA | | 116 | 5 | 10 | 19 | 5 | 10 | 19 | 231 | 62 | 24 | |

| (1) SMR CODE | (2) FEDERAL STOCK NUMBER | (3) DESCRIPTION REFERENCE NO. & MFR. CODE USABLE ON CODE | | (4) UNIT OF ISSUE | (5) QTY INC IN UNIT PACK | (6) QTY INC IN UNIT | (7) 30-DAY DS MAINT ALLOWANCE | | | (8) ILLUS- 30-DAY GS MAINT ALLOWANCE | | | (9) 1-YR ALW PER 100 EQUIP CNTGCTY | (10) ILLUS- TRATION | |
|--------------------|-----------------------------------|---|--|----------------------------|--------------------------------------|---------------------------------|--|-------|--------|--|-------|--------|--|---------------------------|--------------------|
| | | | | | | | (A) | (B) | (C) | (A) | (B) | (C) | | (A) FIG NO. | (B) ITEM NO. |
| | | | | | | | 1-20 | 21-50 | 51-100 | 1-20 | 21-50 | 51-100 | | | |
| M F | | TEE (USED ON PANEL ASSEMBLY, PART NO. (26533) 8209-1, ONLY) 889209-15 (26533) MANUFACTURE FROM: EXTRUSION, TEE, FSN 9320-103-2474 | | EA | | 2 | | | | | | | | 62 | 2: |
| M F | | TEE (USED ON PANEL ASSEMBLY, PART NO. (26533) 889209-3, ONLY) 89209-16 (26533) MANUFACTURE FROM: EXTRUSION, TEE, FSN 9320-103-2474 | | EA | | 2 | | | | | | | | 62 | 23 |
| M F | | SEAL: ANGLE 889209-47 (26533) MANUFACTURE FROM: SEAL, RUBBER, FSN 9320-105-6350 | | EA | | 4 | | | | | | | | 62 | 2 |
| M F | | CLOSEOUT: ANGLE 889209-33 (26533) MANUFACTURE FROM: PHENOLIC LAMINATE, (81348) L-P-00513, TYPE PB6 | | EA | | 4 | | | | | | | | 62 | 27 |
| M F | | ANGLE, ALUMINUM (USED ON PANEL ASSEMBLY, PART NO. (26533) 88209-3, ONLY) 889209-24 (26533) MANUFACTURE FROM: ANGLE, ALUMINUM, (81348) QQ-A-200/9-6063T5 | | EA | | 2 | | | | | | | | 62 | 28 |
| M F | | ANGLE (USED ON PANEL ASSEMBLY, PART NO. (26533) 8209-1, ONLY) 889209-23 (26533) MANUFACTURE FROM: ANGLE, ALUMINUM, (81348) QQ-A-200/9-6063T5 | | EA | | 2 | | | | | | | | 62 | 28 |
| M F | | CLOSEOUT: BOTTOM ANGLE 889209-35 (26533) MANUFACTURE FROM: PHENOLIC LAMINATE, (81348) L-P-00513, TYPE PB6 | | EA | | 4 | | | | | | | | 62 | 29 |

| (1) SMR CODE | (2) FEDERAL STOCK NUMBER | (3) DESCRIPTION REFERENCE NO. & MFR. CODE USABLE ON CODE | | (4) UNIT OF ISSUE | (5) QTY INC IN UNIT PACK | (6) QTY INC IN UNIT | (7) 30-DAY DS MAINT ALLOWANCE | | | (8) ILLUS- 30-DAY GS MAINT ALLOWANCE | | | (9) 1-YR ALW PER 100 EQUIP CNTGNCY | (10) ILLUS- TRATION | |
|--------------------|-----------------------------------|--|--|----------------------------|--------------------------------------|---------------------------------|--|-------|--------|--|-------|--------|--|---------------------------|--------------------|
| | | | | | | | (A) | (B) | (C) | (A) | (B) | (C) | | (A) FIG NO. | (B) ITEM NO. |
| | | | | | | | 1-20 | 21-50 | 51-100 | 1-20 | 21-50 | 51-100 | | | |
| X1 | | PANEL ASSEMBLY 889209-11 (26533) (USED ON PANEL ASSEMBLY, PART NO. (26533) 889209-1, ONLY) | | EA | | 2 | | | | | | | | 62 | 30 |
| F | | SCREW, MACHINE: GROUND ROD MTG AN515C6R6 (88044) | | EA | | 8 | | | | | | | | 63 | 1 |
| F | | WASHER: GROUND ROD MTG AN960C6L (88044) | | EA | | 8 | | | | | | | | 63 | 2 |
| X2F | | ROD, GROUND 889340-1 (26533) | | EA | | 4 | | | | | | | | 63 | 3 |
| M F | | ANGLE, ALUMINUM (USED ON PANEL ASSEMBLY, PART NO. (26533) 8209-3 ONLY) 88209-26 (26533) MANUFACTURE FROM: ANGLE, ALUMINUM, (81348) QQA-200/9-6063T5AL | | EA | | 2 | | | | | | | | 63 | 4 |
| M F | | ANGLE, ALUMINUM (USED ON PANEL ASSEMBLY, PART NO. (26533) 889209-1, ONLY) 889209-25 (26533) MANUFACTURE FROM: ANGLE, ALUMINUM, (81348) QQ-A-200/9-6063T5AL | | EA | | 2 | | | | | | | | 63 | 4 |
| M F | | CLOSEOUT 88920939'(26533) MANUFACTURE FROM: PHENOLIC LAMINATE, (81348) L-P-00513, TYPE PB6 | | EA | | 4 | | | | | | | | 63 | 5 |
| M F | | TEE, RIGHT HAND (USED ON PANEL ASSEMBLY, PART NO. (26533) 88209-3, ONLY) 889209-21 (26533) MANUFACTURE FROM: EXTRUSION, TEE, FSN 9320-103-2474 | | EA | | 2 | | | | | | | | 63 | 6 |
| M F | | SEAL (USED ON PANEL ASSEMBLY, PART NO. (26533) 889209-3, ONLY) 889209-45 (26533) MANUFACTURE FROM: SEAL, RUBBER, FSN 5330-1005-6886 | | EA | | 2 | | | | | | | | 63 | 7 |

| (1) SMR CODE | (2) FEDERAL STOCK NUMBER | (3) DESCRIPTION REFERENCE NO. & MFR. CODE USABLE ON CODE | | (4) UNIT OF ISSUE | (5) QTY INC IN UNIT PACK | (6) QTY INC IN UNIT | (7) 30-DAY DS MAINT ALLOWANCE | | | (8) ILLUS- 30-DAY GS MAINT ALLOWANCE | | | (9) 1-YR ALW PER 100 EQUIP CNTGCTY | (10) ILLUS- TRATION | |
|--------------------|-----------------------------------|--|--|----------------------------|--------------------------------------|---------------------------------|--|-------|--------|--|-------|--------|--|---------------------------|--------------------|
| | | | | | | | (A) | (B) | (C) | (A) | (B) | (C) | | (A) FIG NO. | (B) ITEM NO. |
| | | | | | | | 1-20 | 21-50 | 51-100 | 1-20 | 21-50 | 51-100 | | | |
| M F | | SEAL: TEE (USED ON PANEL ASSEMBLY, PART NO. (26533) 889209-1 ONLY) 889209-43 (26533) MANUFACTURE FROM: SEAL, RUBBER, FSN 5330-105-6886 | | FT | | 2 | | | | | | | | 63 | 7 |
| P F | | RIVET: LATCH MTG MILR24243-7A604H (81349) | | EA | | 16 | 2 | 2 | 4 | 2 | 2 | 4 | 48 | 63 | 8 |
| P F | 5340-042-8663 | BALL, LOCK A3S3B1 (84256) | | EA | | 12 | 2 | 2 | 2 | 2 | 2 | 2 | 24 | 63 | 9 |
| XL | | SHIM: LATCH 889209-51 (26533) | | EA | | 4 | | | | | | | | 63 | 10 |
| P F | 5340-992-8142 | LATCH ZSP2-210-2 (26533) | | EA | | 4 | 2 | 2 | 2 | 2 | 2 | 2 | 24 | 63 | 11 |
| P F | 6605-872-2076 | LATCH ZSP2-216 (26533) (USED ON PANEL ASSEMBLY, PART NO. (26533) 8209-3, ONLY) | | EA | | 2 | REF | REF | REF | REF | REF | REF | REF | 63 | 12 |
| F | | SCREW, MACHINE: FRAME MTG MS24693-30 (96906) | | EA | | 400 | | | | | | | | 63 | 13 |
| X2F | | FRAME, RIGHT 889263-1 (26533) (USED ON PANEL ASSEMBLY, PART NO. (26533) 89209-3, ONLY) | | EA | | 2 | | | | | | | | 63 | 14 |
| X2F | | LATCH ASSEMBLY 889201-1 (26533) | | EA | | 20 | | | | | | | | 63 | 15 |
| F | | RIVET: LATCH Mtg MS20470AD5-4 (96906) | | EA | | 16 | | | | | | | | 63 | 16 |
| P F | 5340-088-6546 | LATCH H250-695 (98003) | | EA | | 4 | 2 | 2 | 2 | 2 | 2 | 2 | 2 | 63 | 17 |
| P F | 5410-022-2665 | BOX EA 889201-11 (26533) | | | 4 | | 2 | 2 | 2 | 2 | 2 | 2 | 24 | 63 | 18 |
| X1 | | PANEL ASSEMBLY 889209-13 (26533) (USED ON PANEL ASSEMBLY, PART NO. (26533) 889209-3, ONLY) | | EA | | 2 | | | | | | | | 63 | 19 |

| (1) SMR CODE | (2) FEDERAL STOCK NUMBER | (3) DESCRIPTION REFERENCE NO. & MFR. CODE USABLE ON CODE | | (4) UNIT OF ISSUE | (5) QTY INC IN UNIT PACK | (6) QTY INC IN UNIT | (7) 30-DAY DS MAINT ALLOWANCE | | | (8) ILLUS- 30-DAY GS MAINT ALLOWANCE | | | (9) 1-YR ALW PER 100 EQUIP CNTGCTY | (10) ILLUS- TRATION | |
|--------------------|-----------------------------------|---|--|----------------------------|--------------------------------------|---------------------------------|--|-------|--------|--|-------|--------|--|---------------------------|--------------------|
| | | | | | | | (A) | (B) | (C) | (A) | (B) | (C) | | (A) FIG NO. | (B) ITEM NO. |
| | | | | | | | 1-20 | 21-50 | 51-100 | 1-20 | 21-50 | 51-100 | | | |
| P F | 5340-044-5270 | INSERT SL601-6-12C (73197) | | EA | | 4 | * | 2 | 2 | * | 2 | 2 | 12 | 63 | 20 |
| P F | 5310-188-7983 | RIVNUT A6B75 (03481) | | EA | | 40 | 2 | 2 | 4 | 2 | 2 | 4 | 48 | 63 | 21 |
| X2F | | PANEL ASSEMBLY 889202-3 (26533) (COMPONENTS SANE AS PANEL ASSEMBLY, PART NO. 26533) 889202-1, EXCEPT WHERE INDIVIDUAL COMPONENTS ARE ANNOTATED) | | EA | | 1 | | | | | | | | 64 | |
| X2F | | PANEL ASSEMBLY, ROOF, FOLDING 889202-1 (26533) | | EA | | 1 | | | | | | | | 64 | |
| M F | | SEAL: ROOF PANEL BOTTOM 889202-17 (26533) MANUFACTURE FROM: SEAL, FSN 5330-106-2905 | | EA | | 2 | | | | | | | | 64 | 1 |
| F | | SCREW, MACHINE: COVER MTG AN5260D1032-8 (88044) | | EA | | 2 | | | | | | | | 64 | 2 |
| P2F | 5410-022-2657 | PLATE, COVER: CONDUIT BOX 889286-3 (26533) | | EA | | 2 | * | * | * | * | * | * | 5 | 64 | 3 |
| P F | 5320-874-4477 | RIVET SOLID: ANGLE AND BOX Mtg M ILR24243-7A402H (81349) | | EA | | 184 | 2 | 4 | 8 | 2 | 4 | 8 | 96 | 64 | 4 |
| X1 | | ANGLE GROUND: CONDUIT BOX 88929&1 (26533) | | EA | | 2 | | | | | | | | 64 | 5 |
| X1 | | BOX, CONDUIT 889337-15 (26533) | | EA | | 2 | | | | | | | | 64 | 6 |
| F | 5310-187987 | RIVNUT: CONDUIT BOX, COVER PLATE MTG A6B106 (03481) | | EA | | 4 | 2 | 2 | 2 | 2 | 2 | 2 | 24 | 64 | 7 |
| F | | SCREW, MACHINE: COVER MTG MS24693-296 (969006) | | EA | | 16 | | | | | | | | 64 | 8 |
| X2F | | BOX, LIGHT 889297-2 (26533) (USED ON PANEL ASSEMBLY, PART NO. (26533) 889202-3, ONLY) | | EA | | 1 | | | | | | | | 64 | 9 |

| (1) SMR CODE | (2) FEDERAL STOCK NUMBER | (3) DESCRIPTION REFERENCE NO. & MFR. CODE USABLE ON CODE | | (4) UNIT OF ISSUE | (5) QTY INC IN UNIT PACK | (6) QTY INC IN UNIT | (7) 30-DAY DS MAINT ALLOWANCE | | | (8) ILLUS- 30-DAY GS MAINT ALLOWANCE | | | (9) 1-YR ALW PER 100 EQUIP CNTGCTY | (10) ILLUS- TRATION | |
|--------------------|-----------------------------------|--|--|----------------------------|--------------------------------------|---------------------------------|--|-------|--------|--|-------|--------|--|---------------------------|--------------------|
| | | | | | | | (A) | (B) | (C) | (A) | (B) | (C) | | (A) FIG NO. | (B) ITEM NO. |
| | | | | | | | 1-20 | 21-50 | 51-100 | 1-20 | 21-50 | 51-100 | | | |
| X2F | | BOX, LIGHT 889297-3 (26533) USED ON PANEL ASSEMBLY, PART NO. (26533) 889202-1, ONLY) | | EA | | 1 | | | | | | | | 64 | 9 |
| F | 5320-932-1972 | RIVET SOLID: LIGHT BOX Mtg MILR24243-6A402H (81349) | | EA | | 64 | REF | REF | REF | REF | REF | REF | REF | 64 | 10 |
| X2F | | BOX, LIGHT, FIBERGLASS 88917-3 (26533) (USED ON PANEL ASSEMBLY, PART NO. (26533) 889202-1, ONLY) | | EA | | 1 | | | | | | | | 64 | 11 |
| X2F | | BOX, LIGHT, FIBERGLASS 889174-2 (26533) (USED ON PANEL ASSEMBLY, PART NO. (26533) 889202-3, ONLY) | | EA | | 1 | | | | | | | | 64 | 11 |
| F | 5310-780-1042 | NUT, BLIND: LIGHT BOX MTG BN360-428-2 (73197) | | EA | | 32 | 4 | 7 | 15 | 4 | 7 | 15 | 174 | 64 | 12 |
| X2F | | BOX, LIGHT 88297-1 (26533) (USED ON PANEL ASSEMBLY, PART NO. (26533) 889202-1, ONLY) | | EA | | 1 | | | | | | | | 64 | 13 |
| X2F | | BOX, LIGHT 889297-4 (26533) (USED ON PANEL ASSEMBLY, PART NO. (26533) 889202-3, ONLY) | | EA | | 1 | | | | | | | | 64 | 13 |
| X2F | | BOX, LIGHT, FIBERGLASS 889174-4 (26533) (USED ON PANEL ASSEMBLY, PART NO. (26533) 389202-3, ONLY) | | EA | | 1 | | | | | | | | 64 | 14 |
| X2F | | BOX, LIGHT, FIBERGLASS 889174-1 (26533) (USED ON PANEL ASSEMBLY, PART NO. (26533) 889202-1, ONLY) | | EA | | 1 | | | | | | | | 64 | 14 |
| F | | BOLT MACHINE: STRIKE MTG AN4-4A (88044) | | EA | | 60 | | | | | | | | 64 | 15 |
| F | | WASHER, FLAT: STRIKE MTG AN960-10 (88044) | | EA | | 6 | | | | | | | | 64 | 16 |

| (1) SMR CODE | (2) FEDERAL STOCK NUMBER | (3) DESCRIPTION REFERENCE NO. & MFR. CODE USABLE ON CODE | | (4) UNIT OF ISSUE | (5) QTY INC IN UNIT PACK | (6) QTY INC IN UNIT | (7) 30-DAY DS MAINT ALLOWANCE | | | (8) ILLUS- 30-DAY GS MAINT ALLOWANCE | | | (9) 1-YR ALW PER 100 EQUIP CNTG CY | (10) ILLUS- TRATION | |
|--------------------|-----------------------------------|---|--|----------------------------|--------------------------------------|---------------------------------|--|-------|--------|--|-------|--------|---|---------------------------|--------------------|
| | | | | | | | (A) | (B) | (C) | (A) | (B) | (C) | | (A) FIG NO. | (B) ITEM NO. |
| | | | | | | | 1-20 | 21-50 | 51-100 | 1-20 | 21-50 | 51-100 | | | |
| P F | 5340-088-6595 | STRIKER ASSEMBLY, ROOF PANEL 889210-1 (26533) | | EA | | 20 | * | * | 2 | * | * | 2 | 11 | 64 | 17 |
| P F | | INSERT: STRIKE MTG BN528-428-2-24 (73197) | | EA | | 60 | 2 | 2 | 2 | 2 | 2 | 2 | 24 | 64 | 18 |
| P F | 5340-042-8651 | INSERT: ROOF PANEL 2061-4590 (95900) | | EA | | 4 | * | * | 2 | * | * | 2 | 11 | 64 | 19 |
| P F | 5410-299-1185 | RECEPTACLE: ROOF PANEL A1S6 (84256) | | EA | | 4 | * | * | 2 | * | * | 2 | 11 | 64 | 20 |
| F | | SCREW, MACHINE: GROUND ROD MTG MS35225-30 (96906) | | EA | | 4 | | | | | | | | 64 | 21 |
| F | 5310-167-0816 | WASHER, FLAT: GROUND ROD MTG AN960-6 (88044) | | EA | | 4 | | | | | | | | 64 | 22 |
| X2F | | ROD, GROUND 889340-1 (26533) | | EA | | 2 | | | | | | | | 64 | 2 |
| F | | SCREW, MACHINE: AIR DUCT COVER MTG AN526001032-8 (88044) | | EA | | 2 | | | | | | | | 64 | 24 |
| F | | WASHER, FLAT: AIR DUCT COVER MTG AN935-10 (88044) | | EA | | 2 | | | | | | | | 64 | 25 |
| P F | 5310-957-6533 | RIVNUT: AIR DUCT COVER MTG A1OB116 (03481) | | EA | | 2 | * | 2 | 2 | * | 2 | 2 | 12 | 64 | 26 |
| F | | BOLT, MACHINE: ANGLE MTG AN4-5A (88044) | | EA | | 16 | | | | | | | | 64 | 27 |
| F | | WASHER, FLAT: ANGLE MTG MS35333-40 (96906) | | EA | | 40 | | | | | | | | 64 | 2E |
| X2F | | ANGLE, ROOF, EXTRUSION 889192-1 (26533) | | EA | | 4 | | | | | | | | 64 | 2C |
| F | | BOLT MACHINE: EXTRUSION MTG AN4-6A (88044) | | EA | | 24 | | | | | | | | 64 | 30 |
| P F | 5340-042-8683 | INSERT: ANGLE MTG BN528-428-3-24 (73197) | | EA | | 40 | * | 2 | 2 | * | 2 | 2 | 12 | 64 | 31 |
| P F | | RIVET: SPACER MTG MILR24243-7A604H (81349) | | EA | | 32 | REF | REF | REF | REF | REF | REF | REF | 64 | 32 |

| (1) SMR CODE | (2) FEDERAL STOCK NUMBER | (3) DESCRIPTION REFERENCE NO. & MFR. CODE USABLE ON CODE | | (4) UNIT OF ISSUE | (5) QTY INC IN UNIT PACK | (6) QTY INC IN UNIT | (7) 30-DAY DS MAINT ALLOWANCE | | | (8) ILLUS- 30-DAY GS MAINT ALLOWANCE | | | (9) 1-YR ALW PER 100 EQUIP CNTGCTY | (10) ILLUS- TRATION | |
|--------------------|-----------------------------------|--|--|----------------------------|--------------------------------------|---------------------------------|--|-------|--------|--|-------|--------|--|---------------------------|--------------------|
| | | | | | | | (A) | (B) | (C) | (A) | (B) | (C) | | (A) FIG NO. | (B) ITEM NO. |
| | | | | | | | 1-20 | 21-50 | 51-100 | 1-20 | 21-50 | 51-100 | | | |
| X2F | | SPACER, ANGLE ZSD07-132 (26533) | | EA | | 2 | | | | | | | | 64 | 3 |
| F | 5320-956-7355 | RIVET: EXTRUSION MTG MILR24243-6A604H (81349) | | EA | | 128 | REF | REF | REF | REF | REF | REF | | 64 | 34 |
| X2F | | EXTRUSION, PANEL ENDS 889202-11 (26533) | | EA | | 4 | | | | | | | | 64 | 34 |
| P F | | RIVET: HINGE Mtg MILR24243-7A602F (81349) | | EA | | 300 | 2 | 4 | 8 | 2 | 4 | 8 | 96 | 64 | 36 |
| P2F | 530-022-3166 | HINGE, HALF: R00R PANEL 889177-1 (26533) | | EA | | 2 | * | * | * | * | * | * | 5 | 64 | 37 |
| X1 | | CLOSEOUT: R00R HINGE SIDE 889202-15 (26533) | | EA | | 2 | | | | | | | | 64 | 38 |
| M F | | SEAL: HINGE SIDE ROOF 889202-29 (265335 MANUFACTURE FROM: SEAL, FSN 5330-10508666 | | EA | | 2 | | | | | | | | 64 | 39 |
| M F | | RETAINER, SEAL: R00R PANEL ENDS 889202-21 (26533) MANUFACTURE FROM: RETAINER, FSN 5325-097-9092 | | EA | | 2 | | | | | | | | 64 | 40 |
| M F | | RETAINER, GASKET: ROOF PANEL, CORNER 889202-23 (26533) MANUFACTURE FROM: RETAINER, FSN 5325-097-9092 | | EA | | 4 | | | | | | | | 64 | 41 |
| M F | | RETAINER, GASKET: ROOT PANEL, END 89202-25 (26533) MANUFACTURE FROM: RETAINER, FSN 5325-097-9092 | | EA | | 2 | | | | | | | | 64 | 42 |
| M F | | RETAINER, SEAL: ROOF PANEL, SIDE 889202-19 (26533) MANUFACTURE FROM: RETAINER, FSN 5325-097-9092 | | EA | | 2 | | | | | | | | 64 | 43 |
| F | 5320-882-8386 | RIVET: PLATE MTG MILR24243-6A404H (81349) | | EA | | 174 | 5 | 10 | 19 | 5 | 10 | 19 | 231 | 64 | 44 |

| (1) SMR CODE | (2) FEDERAL STOCK NUMBER | (3) DESCRIPTION REFERENCE NO. & MFR. CODE USABLE ON CODE | | (4) UNIT OF ISSUE | (5) QTY INC IN UNIT PACK | (6) QTY INC IN UNIT | (7) 30-DAY DS MAINT ALLOWANCE | | | (8) ILLUS- 30-DAY GS MAINT ALLOWANCE | | | (9) 1-YR ALW PER 100 EQUIP CNTGCTY | (10) ILLUS- TRATION | |
|--------------------|-----------------------------------|--|--|----------------------------|--------------------------------------|---------------------------------|--|-------|--------|--|-------|--------|--|---------------------------|--------------------|
| | | | | | | | (A) | (B) | (C) | (A) | (B) | (C) | | (A) FIG NO. | (B) ITEM NO. |
| | | | | | | | 1-20 | 21-50 | 51-100 | 1-20 | 21-50 | 51-100 | | | |
| K2F | | PLATE, SCUFF, MOBILIZER 889265-1 (26533) | | EA | | 4 | | | | | | | | 64 | 45 |
| X2F | | PIVOT ASSEMBLY, SUPPORT STRUT 889348-1 (26533) | | EA | | 4 | | | | | | | | 64 | 46 |
| X2F | | EXTRUSION: ROOF PANEL, SIDE 889202-13 (26533) | | EA | | 2 | | | | | | | | 64 | 47 |
| X2F | | STRIP: ROOF PANEL, SEAL 889342-1 (26533) | | EA | | 2 | | | | | | | | 64 | 48 |
| M F | | SEAL, ROOF PANEL 889202-27 (26533) MANUFACTURE FROM: SEAL, FSN 5330-105-8667 | | EA | | 2 | | | | | | | | 64 | 49 |
| X1 | | PANEL ASSEMBLY 889336-2 (26533) USED ON PANEL ASSEMBLY, PART NO. (26533) (889202-3, ONLY) | | EA | | 1 | | | | | | | | 64 | 50 |
| X1 | | PANEL ASSEMBLY 889336-1 (26533) USED ON PANEL ASSEMBLY, PART NO. (26533) (889202-1, ONLY) | | EA | | 1 | | | | | | | | 64 | 50 |
| P2F | 5410-022-2664 | COVER ASSEMBLY, AIR DUCT 889200-1 (26533) | | EA | | 2 | * | * | * | * | * | * | 5 | 65 | 1 |
| M F | | SEAL: AIR DUCT COVER 889200-11 (26533) MANUFACTURE FROM: SHEET, FSN 9320-285-1980 | | FT | | 2 | | | | | | | | 65 | 2 |
| F | | RIVET: COVER HINGE MTG MS20426AD4-4 (96906) | | EA | | 16 | | | | | | | | 65 | 3 |
| X2F | | HINGE: AIR DUCT COVER 889283-1 (26533) | | EA | | 2 | | | | | | | | 65 | 4 |
| F | | SCREW, MACHINE: STRAP MTG AN526D01032-8 (88044) | | EA | | 2 | | | | | | | | 65 | 5 |
| F | | WASHER, LOCK: STRAP MTG AN935-10 (88044) | | EA | | 2 | | | | | | | | 65 | 6 |

| (1) SMR CODE | (2) FEDERAL STOCK NUMBER | (3) DESCRIPTION REFERENCE NO. & MFR. CODE USABLE ON CODE | | (4) UNIT OF ISSUE | (5) QTY INC IN UNIT PACK | (6) QTY INC IN UNIT | (7) 30-DAY DS MAINT ALLOWANCE | | | (8) ILLUS- 30-DAY GS MAINT ALLOWANCE | | | (9) 1-YR ALW PER 100 EQUIP CNTGCTY | (10) ILLUS- TRATION | |
|--------------------|-----------------------------------|--|--|----------------------------|--------------------------------------|---------------------------------|--|-------|--------|--|-------|--------|--|---------------------------|--------------------|
| | | | | | | | (A) | (B) | (C) | (A) | (B) | (C) | | (A) FIG NO. | (B) ITEM NO. |
| | | | | | | | 1-20 | 21-50 | 51-100 | 1-20 | 21-50 | 51-100 | | | |
| F | | WASHER, FLAT: STRAP MTG AN960-10 (88044) | | EA | | 4 | | | | | | | | 65 | 7 |
| P F | 5995-804-6728 | STRAP, GROUND: COVER TO ROOF MS25083-2BB8 (969006) | | EA | | 2 | * | * | 2 | * | * | 2 | 11 | 65 | 8 |
| P F | 5310-957-6533 | RIVNUT: STRAP MTG A10B116 (25472) | | EA | | 2 | REF | REF | REF | REF | REF | REF | REF | 65 | 9 |
| P F | 5320-882-8388 | RIVET SOLID: STRIKE MTG MILR24243-6A403H (81349) | | EA | | 8 | REF | REF | REF | REF | REF | REF | REF | 65 | 10 |
| X2F | | STRIKER, COVER ZSP2-210-3 (26533) | | EA | | 8 | | | | | | | | 65 | 11 |
| X1 | | COVER ASSEMBLY, AIR DUCT 889238-1 (26533) | | EA | | 2 | | | | | | | | 65 | 12 |
| P2F | 5410-018-7464 | FLANGE ASSEMBLY AIR DUCT COVER 889199-1 (26533) | | EA | | 2 | * | * | * | * | * | * | 5 | 65 | 13 |
| M F | | SEAL: AIR DUCT FLANGE 88919-11 (26533) MANUFACTURE FROM: SHEET, FSN 9320-25-1980 | | FT | | 2 | | | | | | | | 65 | 14 |
| F | | RIVET: LATCH 4MT MS20426AD4-4 (96906) | | EA | | 48 | | | | | | | | 65 | 15 |
| P F | 5340-992-8141 | LATCH, AIR DUCT COVER ZSP2-210-1 (26533) | | EA | | 16 | 2 | 2 | 2 | 2 | 2 | 2 | 24 | 65 | 16 |
| X1 | | FLANGE, AIR DUCT COVER 889239-1 (26533) | | EA | | 2 | | | | | | | | 65 | 17 |
| P F | 5320-882-8388 | RIVET: AIR DUCT FLANGE, ANGLE MTG MILR24243-6A403H (81349) | | EA | | 8 | REF | REF | REF | REF | REF | REF | REF | 65 | 18 |
| X1 | | ANGLE, AIR DUCT PORT 889240-3 (26533) | | EA | | 2 | | | | | | | | 65 | 19 |
| X1 | | ANGLE, AIR DUCT PORT 889240-1 (26533) | | EA | | 2 | | | | | | | | 65 | 20 |
| X2F | | PANEL ASSEMBLY: REMOVABLE 889232-1 (26533) | | EA | | 2 | | | | | | | | 66 | |

| (1) SMR CODE | (2) FEDERAL STOCK NUMBER | (3) DESCRIPTION REFERENCE NO. & MFR. CODE USABLE ON CODE | | (4) UNIT OF ISSUE | (5) QTY INC IN UNIT PACK | (6) QTY INC IN UNIT | (7) 30-DAY DS MAINT ALLOWANCE | | | (8) ILLUS- 30-DAY GS MAINT ALLOWANCE | | | (9) 1-YR ALW PER 100 EQUIP CNTGCTY | (10) ILLUS- TRATION | |
|--------------------|-----------------------------------|--|--|----------------------------|--------------------------------------|---------------------------------|--|-------|--------|--|-------|--------|--|---------------------------|--------------------|
| | | | | | | | (A) | (B) | (C) | (A) | (B) | (C) | | (A) FIG NO. | (B) ITEM NO. |
| | | | | | | | 1-20 | 21-50 | 51-100 | 1-20 | 21-50 | 51-100 | | | |
| P F | 5305-044-5315 | SCREW, CAPTIVE: STRAP MTG 889216-47 (26533) | | EA | | 10 | REF | REF | REF | REF | REF | REF | REF | 66 | 1 |
| P F | 5310-044-5289 | WASHER, LOCK: STRAP MTG 889216-49 (26533) | | EA | | 10 | REF | REF | REF | REF | REF | REF | REF | 66 | 2 |
| F | 5310-595-5427 | WASHER, FLAT: STRAP MTG AG960-16 (88044) | | EA | | 10 | | | | | | | | 66 | 3 |
| F | | SCREW, MACHINE: STRAP MTG M5S352214-81 (96906) | | EA | | 4 | | | | | | | | 66 | 4 |
| F | | WASHER, LOCK: STRAP MTG MS35333-40 (96906) | | EA | | 4 | | | | | | | | 66 | 5 |
| F | | WASHER, FLAT: STRAP MTG M527183-9 (96906) | | EA | | | | | | | | | | 66 | 6 |
| P F | 5340-042-8682 | INSERT: STRAP MTG BN528-428-1-24 (73197) | | EA | | 4 | REF | REF | REF | REF | REF | REF | REF | 66 | 7 |
| P F | 5320-956-7362 | RIVET: STRAP 4TQ MILR24243-6A602H (81349) | | EA | | 42 | 2 | 2 | 4 | 2 | 2 | 4 | 4 | 66 | 8 |
| X2F | | STRAP 889232-11 (26533) | | EA | | 2 | | | | | | | | 66 | 9 |
| F | | SCREW, MACHINE: GROUND ROD MTG MS35225-30 (96906) | | EA | | 2 | | | | | | | | 66 | 10 |
| F | 5310-167-0816 | WASHER, FLAT: GROUND ROD MTG AN960-6 (88)44) | | EA | | 2 | | | | | | | | 66 | 11 |
| X2F | | ROD, GROUND 889340-1 (26533) | | EA | | 1 | | | | | | | | 66 | 12 |
| P F | 5320-932-1972 | RIVET: HANDLE MTG MILR24243-6A402H (81349) | | EA | | 24 | REF | REF | REF | REF | REF | REF | REF | 66 | 13 |
| P F | 5410-018-7534 | HANDLE ASSEMBLY PANEL 889343-1 (265331) | | EA | | 2 | 2 | 2 | 2 | 2 | 2 | 2 | 24 | 66 | 14 |
| M F | | CLOSEOUT: SIDE 889232-13 (26533) MANUFACTURE FROM: PHENOLIC LAMINATE, (81348) L-P-00513, TYPE PB6 | | EA | | 2 | | | | | | | | 66 | 15 |

| (1) SMR CODE | (2) FEDERAL STOCK NUMBER | (3) DESCRIPTION REFERENCE NO. & MFR. CODE USABLE ON CODE | | (4) UNIT OF ISSUE | (5) QTY INC IN UNIT PACK | (6) QTY INC IN UNIT | (7) 30-DAY DS MAINT ALLOWANCE | | | (8) ILLUS- 30-DAY GS MAINT ALLOWANCE | | | (9) 1-YR ALW PER 100 EQUIP CNTGCTY | (10) ILLUS- TRATION | |
|--------------------|-----------------------------------|--|--|----------------------------|--------------------------------------|---------------------------------|--|-------|--------|--|-------|--------|--|---------------------------|--------------------|
| | | | | | | | (A) | (B) | (C) | (A) | (B) | (C) | | (A) FIG NO. | (B) ITEM NO. |
| | | | | | | | 1-20 | 21-50 | 51-100 | 1-20 | 21-50 | 51-100 | | | |
| M F | | CLOSEOUT: TOP AND BOTTOM 889232-15 (26533) MANUFACTURE FROM: PHENOLIC LAMINATE, (81348) L-P-00513, TYPE PE6 | | EA | | 2 | | | | | | | | 66 | 16 |
| P F | 5310-19-8023 | RIVNUT: STRAP MTG A10B130 (03481) | | EA | | 2 | REF | REF | REF | REF | REF | REF | REF | 66 | 17 |
| X1 | | PANEL, REMOVABLE ZSD09-110-43 (26533) | | EA | | 1 | | | | | | | | 66 | 18 |
| X2F | | PANEL ASSEMBLY: FOLDING END, W/REMOVABLE PANEL 889250-3 (26533) (COMPONENTS SAME AS PANEL ASSEMBLY, 889250-1, EXCEPT WHERE INDIVIDUAL COMPONENTS ARE ANNOTATED) | | EA | | 1 | | | | | | | | 67 | |
| X2F | | PANEL ASSEMBLY: FOLDING END, W/REMOVABLE PANEL 889250-1 (26533) | | EA | | 1 | | | | | | | | 67 | |
| F | | SCREW, MACHINE: HINGE MTG MS35224-81 (96906) | | EA | | 12 | | | | | | | | 67 | 1 |
| F | 5320-956-7355 | RIVET: HINGE NT0 MILR24243-6A60OH (81349) | | EA | | 164 | REF | REF | REF | REF | REF | REF | REF | 67 | 2 |
| P F | 5320-882-8386 | RIVET: SEAL MTG MILR24243-A404H (81349) | | EA | | 114 | REF | REF | REF | REF | REF | REF | REF | 67 | 3 |
| F | 5340-042-8682 | NUT, BLIND: HINGE MTG BN528428-1-24 (73197) | | EA | | 44 | REF | REF | REF | REF | | | | 67 | 4 |
| P2F | 5340-022-3162 | HINGE ASSEMBLY 889215-1 (26533) | | EA | | 2 | * | * | * | * | * | + | 5 | 67 | 5 |
| M F | | CLOSEOUT: PANEL, OUTER EDGE 889250-35 (26533) MANUFACTURE FROM: PHENOLIC LAMINATE, (81348) L-P-00513, TYPE PB6 | | EA | | 2 | | | | | | | | 67 | 6 |
| M F | | SEAL: PANEL SIDE 889250-37 (26533) MANUFACTURE FROM: SEAL, FSN 5330-105-6885 | | EA | | 2 | | | | | | | | 67 | 7 |

| (1) SMR CODE | (2) FEDERAL STOCK NUMBER | (3) DESCRIPTION REFERENCE NO. & MFR. CODE USABLE ON CODE | | (4) UNIT OF ISSUE | (5) QTY INC IN UNIT PACK | (6) QTY INC IN UNIT | (7) 30-DAY DS MAINT ALLOWANCE | | | (8) ILLUS- 30-DAY GS MAINT ALLOWANCE | | | (9) 1-YR ALW PER 100 EQUIP CNTGCTY | (10) ILLUS- TRATION | |
|--------------------|-----------------------------------|--|--|----------------------------|--------------------------------------|---------------------------------|--|-------|--------|--|-------|--------|--|---------------------------|--------------------|
| | | | | | | | (A) | (B) | (C) | (A) | (B) | (C) | | (A) FIG NO. | (B) ITEM NO. |
| | | | | | | | 1-20 | 21-50 | 51-100 | 1-20 | 21-50 | 51-100 | | | |
| F | 5320-226-3686 | RIVET; STRIP MTG MILR24243-TA403H (813-9) | | EA | | 14 | 5 | 10 | 19 | 5 | 10 | 19 | 231 | 67 | 8 |
| X1 | | STRIP, THERMAL | | EA | | 2 | | | | | | | | 67 | 9 |
| F | | SCREW, MACHINE: HINGE MTG MS35224-69 (96906) | | EA | | 4 | | | | | | | | 67 | 10 |
| P2F | 5300-042-8666 | HINGE ASSEMBLY: PANEL MS20001-12 (96906) | | EA | | 2 | * | * | * | * | * | * | 5 | 67 | 11 |
| P F | 5320-882-8388 | RIVET: TEE AND ANGLE MTG MILR24243-6A403H (81349) | | EA | | 358 | REF | REF | REF | REF | REF | REF | REF | 67 | 12 |
| M F | | ANGLE: PANEL TOP (USED ON PANEL ASSEMBLY, PART NO. (26533) 889250-1, ONLY) 88925-13 (26533) MANUFACTURE FROM: ANGLE, ALUMINUM, (81348) 00-A-200/19-6063-T5AL | | EA | | | | | | | | | | 67 | 13 |
| M F | | ANGLE: PANEL TOP (USED ON PANEL ASSEMBLY, PART NO. (26533) 889250-3 ONLY) 889250-14 (26533) MANUFACTURE FROM: ANGLE, ALUMINUM, (81348) 00-A-200/19-6063-T5AL | | EA | | 1 | | | | | | | | 67 | 13 |
| M F | | CLOSEOUT: PANEL TOP 889250-23 (26533) MANUFACTURE FROM: PHENOLIC LAMINATE, (81348) L-P-00513 TYPE PB6 | | EA | | 2 | | | | | | | | 67 | 14 |
| F | | SCREW, MACHINE: ROUND ROD MTG AN960C6L (8801) | | EA | | 4 | | | | | | | | 67 | 15 |
| F | | WASHER, FLAT: GROUND ROD TG AN515C6R6 (88044) | | EA | | | | | | | | | | 67 | 16 |
| X2F | | ROD, GROUND 889340-1 (26533) | | EA | | 2 | | | | | | | | 67 | 17 |

| (1) SMR CODE | (2) FEDERAL STOCK NUMBER | (3) DESCRIPTION REFERENCE NO. & MFR. CODE USABLE ON CODE | | (4) UNIT OF ISSUE | (5) QTY INC IN UNIT PACK | (6) QTY INC IN UNIT | (7) 30-DAY DS MAINT ALLOWANCE | | | (8) ILLUS- 30-DAY GS MAINT ALLOWANCE | | | (9) 1-YR ALW PER 100 EQUIP CNTGCTY | (10) ILLUS- TRATION | |
|--------------------|-----------------------------------|--|--|----------------------------|--------------------------------------|---------------------------------|--|-------|--------|--|-------|--------|--|---------------------------|--------------------|
| | | | | | | | (A) | (B) | (C) | (A) | (B) | (C) | | (A) FIG NO. | (B) ITEM NO. |
| | | | | | | | 1-20 | 21-50 | 51-100 | 1-20 | 21-50 | 51-100 | | | |
| M F | | ANGLE: PANEL SIDE (USED ON PANEL ASSEMBLY, PART NO. (26533) 89250-1, ONLY) 889250-15 (26533) MANUFACTURE FROM: ANGLE, ALUMINUM, (81348) QQ-A-200/19-6063-T5AL | | EA | | 1 | | | | | | | | 67 | 18 |
| M F | | ANGLE: PANEL SIDE (USED ON PANEL ASSEMBLY, PART NO. (26533) 89250-3 ONLY) 889250-16 (26533) MANUFACTURE FROM: ANGLE, ALUMINUM, (81348) QQ-A-200/19-6063-T5AL | | EA | | | | | | | | | | 67 | 18 |
| M F | | CLOSEOUT: PANEL SIDE 889250-33 (26533) MANUFACTURE FROM: PHENOLIC LAMINATE, (81348) L-P-00513, TYPE PB6 | | EA | | 2 | | | | | | | | 67 | 19 |
| P F | | RIVET: TEE MTG MILR24243-7A404H (81349) | | EA | | 96 | REF | REF | REF | REF | REF | REF | REF | 67 | 20 |
| M F | | TEE: TOP, PANEL 889250-45 (26533) MANUFACTURE FROM: EXTRUSION, TEE, FSN 9320-103-2474 | | EA | | 2 | | | | | | | | 67 | 21 |
| M F | | TEE: PANEL EDGE 889250-43 (26533) MANUFACTURE FROM: EXTRUSION, TEE, FSN 9320-103-2474 | | EA | | 2 | | | | | | | | 67 | 22 |
| M F | | TEE: PANEL EDGE 889250-44 (26533) MANUFACTURE FROM: EXTRUSION, TEE, FSN 9320-103-2474 | | EA | | 2 | | | | | | | | 67 | 23 |
| M F | | SEAL, BULB AND TAIL: PANEL, INNER EDGE 889250-41 (26533) MANUFACTURE FROM: SEAL, RUBBER, FSN 5330-1056886 | | EA | | 4 | | | | | | | | 67 | 24 |
| M F | | CLOSEOUT: PANEL, INNER EDGE 899250-25 (26533) MANUFACTURE FROM: PHENOLIC LAMINATE, (81348) L-P-00513, TYPE PB6 | | EA | | 2 | | | | | | | | 67 | 25 |

| (1) SMR CODE | (2) FEDERAL STOCK NUMBER | (3) DESCRIPTION REFERENCE NO. & MFR. CODE USABLE ON CODE | | (4) UNIT OF ISSUE | (5) QTY INC IN UNIT PACK | (6) QTY INC IN UNIT | (7) 30-DAY DS MAINT ALLOWANCE | | | (8) ILLUS- 30-DAY GS MAINT ALLOWANCE | | | (9) 1-YR ALW PER 100 EQUIP CNTGCTY | (10) ILLUS- TRATION | |
|--------------------|-----------------------------------|---|--|----------------------------|--------------------------------------|---------------------------------|--|-------|--------|--|-------|--------|--|---------------------------|--------------------|
| | | | | | | | (A) | (B) | (C) | (A) | (B) | (C) | | (A) FIG NO. | (B) ITEM NO. |
| | | | | | | | 1-20 | 21-50 | 51-100 | 1-20 | 21-50 | 51-100 | | | |
| F | | SCREW, MACHINE: FRAME MTG MS24693-30 (96906) | | EA | | 36 | | | | | | | | 67 | 26 |
| X2F | | FRAME, RIGHT HAND 889263-1 (26533) | | EA | | 2 | | | | | | | | 67 | 27 |
| X2F | | FRAME, LEFT HAND 889263-3 (26533) | | EA | | 2 | | | | | | | | 67 | 28 |
| F | 5310-188-7983 | RIVNUT: FRAME MTG A6B75 (25472) | | EA | | 36 | REF | REF | REF | REF | REF | REF | REF | 67 | 29 |
| M F | | ANGLE: LOWER ROOF, PANEL (USED ON PANEL ASSEMBLY, PART NO. (26533) 889250-1, ONLY) 889250-17 (26533) MANUFACTURE FROM: ANGLE, ALUMINUM, (81348) QQ-A-200/19-6063-T5AL | | EA | | 1 | | | | | | | | 67 | 30 |
| M F | | ANGLE: LOWER EDGE, PANEL (USE0 ON PANEL ASSEMBLY, PART NO. (26533) 889250-3 ONLY) 889250-18 (26533) MANUFACTURE FROM: ANGLE, ALUMINUM, (81348) QQ-A-200/19-6063-T5AL | | EA | | 1 | | | | | | | | 67 | 30 |
| M F | | CLOSEOUT: PANEL, LOWER EDGE 889250-31 (26533) MANUFACTURE FROM: PHENOLIC LAMINATE, (81348) L-P-00513, TYPE PB6 | | EA | | 2 | | | | | | | | 67 | 31 |
| M F | | ANGLE: LOWER EDGE, PANEL (USED ON PANEL ASSEMBLY, PART NO. (26533) 889250-1 ONLY) 889250-19 (26533) MANUFACTURE FROM: ANGLE, ALUMINUM, (81348) Q-A-200/19-6063-T5AL | | EA | | 1 | | | | | | | | 67 | 32 |
| M F | | ANGLE: LOWER EDGE, PANEL (USED ON PANEL ASSEMBLY, PART NO. (26533) 889250-3, ONLY) 889250-20 (26533) MANUFACTURE FROM: ANGLE, ALUMINUM, (81348) QC-A-200/19-6063-T5AL | | EA | | 1 | | | | | | | | 67 | 32 |

| (1) SMR CODE | (2) FEDERAL STOCK NUMBER | (3) DESCRIPTION REFERENCE NO. & MFR. CODE USABLE ON CODE | | (4) UNIT OF ISSUE | (5) QTY INC IN UNIT PACK | (6) QTY INC IN UNIT | (7) 30-DAY DS MAINT ALLOWANCE | | | (8) ILLUS- 30-DAY GS MAINT ALLOWANCE | | | (9) 1-YR ALW PER 100 EQUIP CNTGCTY | (10) ILLUS- TRATION | |
|--------------------|-----------------------------------|--|--|----------------------------|--------------------------------------|---------------------------------|--|-------|--------|--|-------|--------|--|---------------------------|--------------------|
| | | | | | | | (A) | (B) | (C) | (A) | (B) | (C) | | (A) FIG NO. | (B) ITEM NO. |
| | | | | | | | 1-20 | 21-50 | 51-100 | 1-20 | 21-50 | 51-100 | | | |
| M F | | CLOSEOUT: LOWER EDGE, PANEL 889250-29 (26533) MANUFACTURE FROM: PHENOLIC LAMINATE, (81348) L-P-00513, TYPE PB6 | | EA | | 2 | | | | | | | | 67 | 33 |
| X2F | | BOX: SIGHT LEVEL Z64-1O4B (26533) | | EA | | 2 | | | | | | | | 67 | 34 |
| M F | | SEAL, BULB AND TAIL: TOP, PANEL 889250-39 (26533) MANUFACTURE FROM: SEAL, RUBBER, FSN 5330-105-6886 | | EA | | 2 | | | | | | | | 67 | 35 |
| M F | | CLOSEOUT: PANEL 889250-27 (26533) MANUFACTURE FROM: PHENOLIC LAMINATE, (81348) L-P-00513, TYPE PB6 | | EA | | 2 | | | | | | | | 67 | 36 |
| X2F | | LATCH ASSEMBLY, PANEL 889201-1 (26533) | | EA | | 8 | | | | | | | | 67 | 37 |
| P F | 5410-022-2665 | BOX, LATCH 889201-11 (26533) | | EA | | 8 | REF | REF | REF | REF | REF | REF | REF | 67 | 38 |
| F | | RIVET: LATCH MTG MS20470AD5-4 (96906) | | EA | | 32 | | | | | | | | 67 | 39 |
| F | 5340-088-6546 | LATCH, PANEL H250-69S (98003) | | EA | | 8 | REF | REF | REF | REF | REF | REF | REF | 67 | 40 |
| X1 | | PANEL 889250-11 (26533) (USED ON PANEL ASSEMBLY, PART NO. (26533) 889250-1, ONLY) | | EA | | 1 | | | | | | | | 67 | 41 |
| X1 | | PANEL 889250-12 (26533) (USED ON PANEL ASSEMBLY, PART NO. (26533) 889250-3, ONLY) | | EA | | 1 | | | | | | | | 67 | 41 |
| X2F | | PANEL ASSEMBLY, END, FOLDING 889251-3 (26533) (COMPONENTS SAME AS PANEL ASSEMBLY, PART NO. (26533) 889251-1, EXCEPT WHERE INDIVIDUAL COMPONENTS ARE ANNOTATED) | | EA | | 1 | | | | | | | | 68 | |

| (1) SMR CODE | (2) FEDERAL STOCK NUMBER | (3) DESCRIPTION REFERENCE NO. & MFR. CODE USABLE ON CODE | | (4) UNIT OF ISSUE | (5) QTY INC IN UNIT PACK | (6) QTY INC IN UNIT | (7) 30-DAY DS MAINT ALLOWANCE | | | (8) ILLUS- 30-DAY GS MAINT ALLOWANCE | | | (9) 1-YR ALW PER 100 EQUIP CNTGCTY | (10) ILLUS- TRATION | |
|--------------------|-----------------------------------|---|--|----------------------------|--------------------------------------|---------------------------------|--|-------|--------|--|-------|--------|--|---------------------------|--------------------|
| | | | | | | | (A) | (B) | (C) | (A) | (B) | (C) | | (A) FIG NO. | (B) ITEM NO. |
| | | | | | | | 1-20 | 21-50 | 51-100 | 1-20 | 21-50 | 51-100 | | | |
| X2F | | PANEL ASSEMBLY, END, FOLDING 889251-1 (26533) | | EA | | 1 | | | | | | | | 68 | |
| F | | SCREW, MACHINE: HINGE, HALF MTG MS35224-81 (96906) | | EA | | 8 | | | | | | | | 68 | 1 |
| F | 5320-956-7355 | RIVET: HINGE, HALF MTG MILR24243-6A604H (81349) | | EA | | 108 | REF | REF | REF | REF | REF | REF | REF | 68 | 2 |
| P F | 5340-042-8682 | INSERT: FOLDING PANEL BN528-428-1-24 (73197) | | EA | | 16 | REF | REF | REF | REF | REF | REF | REF | 68 | 3 |
| M F | | CLOSEOUT: PANEL 889251-19 (26533) MANUFACTURE FROM: PHENOLIC LAMINATE, (81348) L-P-00513, TYPE PB6 | | EA | | 2 | | | | | | | | 68 | 4 |
| M F | | PIN: HINGE, 86.18 IN. LG MS20253P5-8618 (96906) MANUFACTURE FROM: ROD, (96906) MS20253P5 | | EA | | 2 | | | | | | | | 68 | 5 |
| P2F | 5340-022-3163 | HINGE, HALF: PANEL 889215-3 (26533) | | EA | | 2 | * | * | * | * | * | * | 5 | 68 | 6 |
| P2F | 5340-022-3164 | HINGE, HALF: PANEL 889215-5 (26533) | | EA | | 2 | REF | REF | REF | REF | REF | REF | REF | 68 | 7 |
| F | 5320-226-3686 | RIVET: THERMAL STRIP MTG MILR24243-7A403H (81349) | | EA | | 150 | REF | REF | REF | REF | REF | REF | REF | 68 | 8 |
| P F | | STRIP, THERMAL 889251-27 (26533) MANUFACTURE FROM: PHENOLIC LAMINATE, (81348) L-P-00513, TYPE P86 | | EA | | 2 | | | | | | | | 68 | 9 |
| M F | | SEALEA 889251-23 (26533) MANUFACTURE FROM: SEAL, RUBBER, FSN 5330-105-6886 | | | | 2 | | | | | | | | 68 | 10 |
| F | | SCREW, MACHINE: HINGE ASSEMBLY MTG MS35224-69 (96906) | | EA | | 4 | | | | | | | | 68 | 11 |

| (1) SMR CODE | (2) FEDERAL STOCK NUMBER | (3) DESCRIPTION REFERENCE NO. & MFR. CODE USABLE ON CODE | | (4) UNIT OF ISSUE | (5) QTY INC IN UNIT PACK | (6) QTY INC IN UNIT | (7) 30-DAY DS MAINT ALLOWANCE | | | (8) ILLUS- 30-DAY GS MAINT ALLOWANCE | | | (9) 1-YR ALW PER 100 EQUIP CNTGCTY | (10) ILLUS- TRATION | |
|--------------------|-----------------------------------|---|--|----------------------------|--------------------------------------|---------------------------------|--|-------|--------|--|-------|--------|--|---------------------------|--------------------|
| | | | | | | | (A) | (B) | (C) | (A) | (B) | (C) | | (A) FIG NO. | (B) ITEM NO. |
| | | | | | | | 1-20 | 21-50 | 51-100 | 1-20 | 21-50 | 51-100 | | | |
| P F | 5310-194-8023 | RIVNUT: PANEL A10B130 (25472) | | EA | | 4 | | REF | REF | REF | REF | REF | REF | 68 | 12 |
| P2F | 5340-042-8666 | HINGE ASSEMBLY: PANEL MS20001-12 (96906) | | EA | | 2 | REF | REF | REF | REF | REF | REF | REF | 68 | 1. |
| F | | SCREW, MACHINE: GROUND ROD MTG AN515C6R6 (88044) | | EA | | | | | | | | | | 68 | 11 |
| F | | WASHER: GROUND ROD MTG AN960C6L (88044) | | EA | | | | | | | | | | 68 | 15 |
| X2F | | ROD, GROUND 889340-1 (26533) | | EA | | 2 | | | | | | | | 68 | 16 |
| P F | 5320-932-1972 | RIVET: ANGLE AND CLOSEOUT MTG MILR24243-6A402H (81349) | | EA | | 262 | REF | REF | REF | REF | REF | REF | REF | 68 | 17 |
| M F | | ANGLE (USED WITH PANEL ASSEMBLY, PART NO. (26533) 889251-3, ONLY) 889251-30 (26533) MANUFACTURE FROM: | | EA | | 1 | | | | | | | | 68 | 18 |
| M F | | ANGLE, ALUMINUM, (81348) QQ-A-20000/9-6063-T5AL ANGLE (USED WITH PANEL ASSEMBLY, PART NO. (26533) 889251-1, ONLY) 889251-29 (26533) MANUFACTURE FROM: | | EA | | 1 | | | | | | | | 68 | 18 |
| M F | | ANGLE, ALUMINUM, (81348) Q.A-200/9-6063-T5AL CLOSEOUT: PANEL 889251-21 (26533) MANUFACTURE FROM: | | EA | | 2 | | | | | | | | 68 | 19 |
| M F | | PHENOLIC LAMINATE, (81348) L-P-00513, TYPE PB6 ANGLE: PANEL (USED WITH PANEL ASSEMBLY, PART NO. (26533) 889251-1, ONLY) 889251-33 (26533) MANUFACTURE FROM: ANGLE, ALUMINUM, (81348) QQ-A-200/9-6063-T5AL | | EA | | 1 | | | | | | | | 68 | 20 |

| (1) SMR CODE | (2) FEDERAL STOCK NUMBER | (3) DESCRIPTION REFERENCE NO. & MFR. CODE USABLE ON CODE | | (4) UNIT OF ISSUE | (5) QTY INC IN UNIT PACK | (6) QTY INC IN UNIT | (7) 30-DAY DS MAINT ALLOWANCE | | | (8) ILLUS- 30-DAY GS MAINT ALLOWANCE | | | (9) 1-YR ALW PER 100 EQUIP CNTG CY | (10) ILLUS- TRATION | |
|--------------------|-----------------------------------|--|--|----------------------------|--------------------------------------|---------------------------------|--|-------|--------|--|-------|--------|---|---------------------------|--------------------|
| | | | | | | | (A) | (B) | (C) | (A) | (B) | (C) | | (A) FIG NO. | (B) ITEM NO. |
| | | | | | | | 1-20 | 21-50 | 51-100 | 1-20 | 21-50 | 51-100 | | | |
| M F | | ANGLE: PANEL (USED WITH PANEL ASSEMBLY, PART NO. (26533) 889251-3 ONLY) 889251-34 (26533) MANUFACTURE FROM: ANGLE, ALUMINUM, (81348) QQ-A-200/(-606-T5AL | | EA | | 1 | | | | | | | | 68 | 20 |
| M F | | SEAL: PANEL 889251-25 (26533) MANUFACTURE FROM: SEAL, FSN 5330-105-6885 | | EA | | 2 | | | | | | | | 68 | 21 |
| M F | | CLOSEOUT: PANEL 889251-15 (26533) MANUFACTURE FROM: PHENOLIC LAMINATE, (81348) L-P-00513, TYPE PB6 | | EA | | 2 | | | | | | | | 68 | 22 |
| M F | | CLOSEOUT: PANEL 889251-17 (26533) MANUFACTURE FROM: PHENOLIC LAMINATE, (81J48) L-P-D0513, TYPE PB6 | | EA | | 2 | | | | | | | | 68 | 23 |
| M F | | ANGLE: PANEL (USED WITH PANEL ASSEMBLY, PART NO. (26533) 889251-3, ONLY) 889251-32 (26533) MANUFACTURE FROM: ANGLE, ALUMINUM, (81348) QQ-A-200/9-6063-T5AL | | EA | | 1 | | | | | | | | 68 | 24 |
| M F | | ANGLE: PANEL (USED WITH PANEL ASSEMBLY, PART NO. (26533) 889251-1, ONLY) 889251-31 (26533) MANUFACTURE FROM: ANGLE, ALUMINUM, (81348) QQ-A-200/9-6063-T5AL | | EA | | 1 | | | | | | | | 68 | 24 |
| M F | | CLOSEOUT: PANEL 889251-13 (26533) MANUFACTURE FROM: PHENOLIC LAMINATE, (81348) L-P-00513, TYPE PB6 | | EA | | 2 | | | | | | | | 68 | 25 |
| X1 | | PANEL: FOLDING END 889251-12 (26533) (USED WITH PANEL ASSEMBLY, PART NO. (26533) 889251-3, ONLY) | | EA | | 1 | | | | | | | | 68 | 26 |

| (1) SMR CODE | (2) FEDERAL STOCK NUMBER | (3) DESCRIPTION REFERENCE NO. & MFR. CODE USABLE ON CODE | | (4) UNIT OF ISSUE | (5) QTY INC IN UNIT PACK | (6) QTY INC IN UNIT | (7) 30-DAY DS MAINT ALLOWANCE | | | (8) ILLUS- 30-DAY GS MAINT ALLOWANCE | | | (9) 1-YR ALW PER 100 EQUIP CNTGNCY | (10) ILLUS- TRATION | |
|--------------------|-----------------------------------|--|--|----------------------------|--------------------------------------|---------------------------------|--|-------|--------|--|-------|--------|--|---------------------------|--------------------|
| | | | | | | | (A) | (B) | (C) | (A) | (B) | (C) | | (A) FIG NO. | (B) ITEM NO. |
| | | | | | | | 1-20 | 21-50 | 51-100 | 1-20 | 21-50 | 51-100 | | | |
| X1 | | PANEL: FOLDING END 889251-11 (26533) (USED WITH PANEL ASSEMBLY, PART NO. (26533) 889251-1, ONLY) | | EA | | 1 | | | | | | | | 68 | 26 |
| X2F | | LATCH ASSEMBLY: FOLDING END 889201-1 (26533) | | EA | | 10 | | | | | | | | 68 | 27 |
| P F | 5410-022-2665 | BOX: LATCH 889201-11 (26533) | | EA | | 10 | REF | REF | REF | REF | REF | REF | REF | 68 | 28 |
| P F | 5340-088-6546 | LATCH: FOLDING END H250-69PS (98003) | | EA | | 10 | REF | REF | REF | REF | REF | REF | REF | 68 | 29 |
| F | | RIVET: LATCH MTG MS20170AOD5- (96906) | | EA | | | | | | | | | | 68 | 30 |
| X2F | | BOX: LATCH Z64-014B (26533) | | EA | | 2 | | | | | | | | 68 | 31 |
| X2F | | PANEL ASSEMBLY: FOLDING FLOOR 889182-3 (26533) (COMPONENTS SAME AS PANEL ASSEMBLY, 89182-1, EXCEPT WHERE INDIVIDUAL COMPONENTS ARE ANNOTATED) | | EA | | 1 | | | | | | | | 69 | |
| X2F | | PANEL ASSEMBLY: FOLDING FLOOR 889182-1 (26533) | | EA | | 1 | | | | | | | | 69 | |
| F | | SCREW, MACHINE: HINGE MTG MS24693-296 (96906) | | EA | | 62 | | | | | | | | 69 | 1 |
| P F | | RIVET: HINGE MTG MILR24243-7A505F (81349) | | EA | | 180 | 2 | 4 | 8 | 2 | 4 | 8 | 96 | 69 | 2 |
| P F | 5310-194-8023 | RIVNUT: HINGE MTG A10B130 (25472) | | EA | | 2 | REF | REF | REF | REF | REF | REF | REF | 69 | 3 |
| P F | 5340-042-8682 | INSERT: HINGE AND DOUBLER MTG BN528-428-1-24 (73197) | | EA | | 74 | REF | REF | REF | REF | REF | REF | REF | 69 | 4 |
| P2F | 5340-042-8665 | HINGE, HALF 889177-2 (26533) | | EA | | 2 | * | * | * | * | * | * | 5 | 69 | 5 |
| P F | 5320-882-8388 | RIVET: RETAINER STRIP MTG MILR24243-6A403H (81349) | | EA | | 200 | REF | REF | REF | REF | REF | REF | REF | 69 | 6 |
| X1 | | STRIP, RETAINER: SEAL 889342-3 (26533) | | EA | | 2 | | | | | | | | 69 | 7 |

| (1) SMR CODE | (2) FEDERAL STOCK NUMBER | (3) DESCRIPTION REFERENCE NO. & MFR. CODE USABLE ON CODE | | (4) UNIT OF ISSUE | (5) QTY INC IN UNIT PACK | (6) QTY INC IN UNIT | (7) 30-DAY DS MAINT ALLOWANCE | | | (8) ILLUS- 30-DAY GS MAINT ALLOWANCE | | | (9) 1-YR ALW PER 100 EQUIP CNTGCTY | (10) ILLUS- TRATION | |
|--------------------|-----------------------------------|---|--|----------------------------|--------------------------------------|---------------------------------|--|-------|--------|--|-------|--------|--|---------------------------|--------------------|
| | | | | | | | (A) | (B) | (C) | (A) | (B) | (C) | | (A) FIG NO. | (B) ITEM NO. |
| | | | | | | | 1-20 | 21-50 | 51-100 | 1-20 | 21-50 | 51-100 | | | |
| M F | | SEAL PANEL 889182-39 (26533) MANUFACTURE FROM: SEAL, FSN 5330-105-8666 | | EA | | 2 | | | | | | | | 69 | 8 |
| F | | SCREW, MACHINE: FRAME MTG MS24693-30 (96906) | | EA | | 64 | | | | | | | | 69 | 9 |
| P F | 5310-188-7983 | RIVNUT: FRAME MTG A6875 (25472) | | EA | | 64 | REF | REF | REF | REF | REF | REF | REF | 69 | 10 |
| X2F | | FRAME, BELLOWS, LEFT 889263-5 (26533) (USED ON PANEL ASSEMBLY, 889182-1, ONLY) | | EA | | 2 | | | | | | | | 69 | 11 |
| F | | SCREW, MACHINE: BRACKET RTG MS24694-105 (96906) | | EA | | 16 | | | | | | | | 69 | 12 |
| X1 | | BRACKET: BELLOWS FRAME 889182-13 (26533) | | EA | | 12 | | | | | | | | 69 | 13 |
| X2F | | SPACER: BRACKET MTG 889182-37 (26533) | | EA | | 24 | | | | | | | | 69 | 14 |
| P F | 5410-018-7382 | INSERT: DOUBLER AND BRACKET MTG 8N528-428-2-24 (73197) | | EA | | 24 | REF | REF | REF | REF | REF | REF | REF | 69 | 15 |
| F | | SCREW, MACHINE: KEEPER PLATE MTG MS24693-306 (96906) | | EA | | 12 | | | | | | | | 69 | 16 |
| P2F | 5340-613-4545 | KEEPER: FRAME MTG 2 (82240) | | EA | | 4 | * | * | * | * | * | 5 | 6 | 69 | 17 |
| X1 | | FRAME, BELLOWS 889182-38 (26533) (USED ON PANEL ASSEMBLY, PART NO. (26533) 8182-1, ONLY) | | EA | | 1 | | | | | | | | 69 | 18 |
| X1 | | FRAME, BELLOWS 889182-35 (26533) | | EA | | 2 | | | | | | | | 69 | 19 |
| P F | 5320-097-6520 | RIVET: FRAME MTG MILR24243-6A405H (81349) | | EA | | 24 | REF | REF | REF | REF | REF | REF | REF | 69 | 20 |
| F | | BOLT, MACHINE: TIE DOWN RING MTG AN4-5A (88044) | | EA | | 12 | | | | | | | | 69 | 21 |

| (1) SMR CODE | (2) FEDERAL STOCK NUMBER | (3) DESCRIPTION REFERENCE NO. & MFR. CODE USABLE ON CODE | | (4) UNIT OF ISSUE | (5) QTY INC IN UNIT PACK | (6) QTY INC IN UNIT | (7) 30-DAY DS MAINT ALLOWANCE | | | (8) ILLUS- 30-DAY GS MAINT ALLOWANCE | | | (9) 1-YR ALW PER 100 EQUIP CNTGCV | (10) ILLUS- TRATION | |
|--------------------|-----------------------------------|--|--|----------------------------|--------------------------------------|---------------------------------|--|-------|--------|--|-------|--------|---|---------------------------|--------------------|
| | | | | | | | (A) | (B) | (C) | (A) | (B) | (C) | | (A) FIG NO. | (B) ITEM NO. |
| | | | | | | | 1-20 | 21-50 | 51-100 | 1-20 | 21-50 | 51-100 | | | |
| F | | WASHER, FLAT: RING MTG MS35333-40 (96906) | | EA | | 12 | | | | | | | | 69 | 22 |
| P F | 5410-022-2655 | RING, TIE DOWN SP2804-2 (96603) | | EA | | 4 | * | 2 | 2 | * | 2 | 2 | 1 | 69 | 23 |
| P F | 5010-018-7415 | INSERT: RING MTG BN528-428-3 (73197) | | EA | | 12 | 2 | 2 | 2 | 2 | 2 | 2 | 21 | 69 | 24 |
| P F | 5320-874-4477 | RIVET: GASKET RETAINER MTG MILR24243-7A402H (81349) | | EA | | 200 | REF | REF | REF | REF | REF | REF | REF | 69 | 25 |
| M F | | RETAINER, GASKET 889182-17 (26533) MANUFACTURE FROM: RETAINER, FSN 5325-097-9092 | | EA | | 4 | | | | | | | | 69 | 26 |
| M F | | RETAINER, GASKET 889182-15 (26533) MANUFACTURE FROM: RETAINER, FSN 5325-097-9092 | | EA | | 2 | | | | | | | | 69 | 27 |
| M F | | RETAINER, GASKET 889182-19 (26533) MANUFACTURE FROM: RETAINER, FSN 5325-097-9092 | | EA | | 2 | | | | | | | | 69 | 28 |
| M F | | RETAINER, GASKET 889182-16 (26533) MANUFACTURE FROM: RETAINER, FSN 5325-097-9092 | | EA | | 4 | | | | | | | | 69 | 29 |
| M F | | SEAL BULB: RETAINER 889182-21 (26533) MANUFACTURE FROM: SEAL, FSN 5330-106-2905 | | EA | | 2 | | | | | | | | 69 | 30 |
| X2F | | PLATE, DOUBLER: JACK MTG 889182-31 (26533) | | EA | | 2 | | | | | | | | 69 | 31 |
| X2F | | PLATE, DOUBLER: JACK MTG 889182-33 (26533) | | EA | | 2 | | | | | | | | 69 | 32 |
| P F | 5320-932-1972 | RIVET: HANDLE MTG -6A402H (81349) | | EA | | 64 | REF | REF | REF | REF | REF | REF | REF | 69 | 33 |

| (1) SMR CODE | (2) FEDERAL STOCK NUMBER | (3) DESCRIPTION REFERENCE NO. & MFR. CODE USABLE ON CODE | | (4) UNIT OF ISSUE | (5) QTY INC IN UNIT PACK | (6) QTY INC IN UNIT | (7) 30-DAY DS MAINT ALLOWANCE | | | (8) ILLUS- 30-DAY GS MAINT ALLOWANCE | | | (9) 1-YR ALW PER 100 EQUIP CNTGCTY | (10) ILLUS- TRATION | |
|--------------------|-----------------------------------|---|---|----------------------------|--------------------------------------|---------------------------------|--|-------|--------|--|-------|--------|--|---------------------------|--------------------|
| | | | | | | | (A) | (B) | (C) | (A) | (B) | (C) | | (A) FIG NO. | (B) ITEM NO. |
| | | | | | | | 1-20 | 21-50 | 51-100 | 1-20 | 21-50 | 51-100 | | | |
| P F | 5410-044-1331 | HANDLE, DOOR LOCK 4879 (19920) | | EA | | 4 | 2 | 2 | 2 | 2 | 2 | 24 | 69 | 34 | |
| X2F | | SHIM: HANDLE MTG 889294-1 (26533) | | EA | | V | | | | | | | 69 | 35 | |
| X2F | | SHIM: HANDLE MTG 889294-3 (26533) | | EA | | V | | | | | | | 69 | 36 | |
| F | | SCREW, MACHINE: GROUND ROD MTG AN505-10 (88044) | | EA | | 2 | | | | | | | 69 | 37 | |
| F | | SCREW, MACHINE: GROUND ROD MTG AN515C6R6 (88044) | | EA | | 2 | | | | | | | 69 | 38 | |
| F | | WASHER, FLAT: GROUND ROD MTG AN960C6L (88044) | | EA | | 4 | | | | | | | 69 | 39 | |
| X2F | | ROD, GROUND 889340-1 (26533) | | EA | | 2 | | | | | | | 69 | 40 | |
| X1 | | PANEL ASSEMBLY: FOLDING FLOOR 889155-1 (26533) | | EA | | 2 | | | | | | | 69 | 41 | |
| X2F | | PANEL ASSEMBLY: FIXED ROOF 889171-1 (26533) | | EA | | 1 | | | | | | | 70 | | |
| P F | | 5320-956-7355 | RIVET: HANDLE PLATE MTG MILR24243-6A604H (81349) | | EA | | 121 | REF | REF | REF | REF | REF | REF | 70 | 1 |
| X1 | PLATE: ROOF 889171-19 (26533) | | EA | | 1 | | | | | | | 70 | 2 | | |
| P F | 5320-882-8385 | RIVET: HANDLE MTG MILR24243-6A606H (81349) | | EA | | 61 | 2 | 2 | 2 | 2 | 2 | 24 | 70 | 3 | |
| P F | | HANDLE: ROOF LIFTING ZSP3-003-2 (26533) | | EA | | 1 | 2 | 2 | 2 | 2 | 2 | 24 | 70 | 4 | |
| X1 | | PLATE: ROOF HANDLE 889171-17 (26533) | | EA | | 1 | | | | | | | 70 | 5 | |
| P F | | RIVET: HINGE, ANGLE AND PLATE MTG MILR24243-7A604F (81349) | | EA | | 178 | 2 | 2 | 4 | 2 | 2 | 4 | 48 | 70 | 6 |
| X1 | | PLATE, DOUBLER: ROOF CUTOUT, END 889289-1 (26533) | | EA | | 4 | | | | | | | 70 | 7 | |

| (1) SMR CODE | (2) FEDERAL STOCK NUMBER | (3) DESCRIPTION REFERENCE NO. & MFR. CODE USABLE ON CODE | | (4) UNIT OF ISSUE | (5) QTY INC IN UNIT PACK | (6) QTY INC IN UNIT | (7) 30-DAY DS MAINT ALLOWANCE | | | (8) ILLUS- 30-DAY GS MAINT ALLOWANCE | | | (9) 1-YR ALW PER 100 EQUIP CNTGCTY | (10) ILLUS- TRATION | |
|--------------------|-----------------------------------|---|--|----------------------------|--------------------------------------|---------------------------------|--|-------|--------|--|-------|--------|--|---------------------------|--------------------|
| | | | | | | | (A) | (B) | (C) | (A) | (B) | (C) | | (A) FIG NO. | (B) ITEM NO. |
| | | | | | | | 1-20 | 21-50 | 51-100 | 1-20 | 21-50 | 51-100 | | | |
| X1 | | PLATE, DOUBLER: R00R CUTOUT, SIDES 889290-1 (26533) | | EA | | 8 | | | | | | | | 70 | 8 |
| P F | 5320-882-8386 | RIVET: PLATE BOX AND EXTRUSION MTG MILR24243-6A404H (81349) | | EA | | 274 | REF | REF | REF | REF | REF | REF | REF | 70 | 9 |
| X2F | | PLATE: EXTRUSION MTG 889171-11 (26533) | | EA | | 4 | | | | | | | | 70 | 10 |
| P F | 5410-018-7376 | EXTRUSION, RUBBER: RIGHT HAND 1056RH (77969) | | EA | | 2 | 2 | 2 | 2 | 2 | 2 | 24 | 24 | 70 | 11 |
| P F | 5410-018-7366 | EXTRUSION, RUBBER: LEFT HAND 1056LH (77969) | | EA | | 2 | 2 | 2 | 2 | 2 | 2 | 24 | 24 | 70 | 12 |
| X2F | | BOX, LIGHT, FIBERGLASS 889174-1 (26533) | | EA | | 2 | | | | | | | | 70 | 13 |
| F | | SCREW, MACHINE: COVER PLATE MTG MS24693S8 (96906) | | EA | | 8 | | | | | | | | 70 | 14 |
| X2F | | PLATE, COVER: CONDUIT BOX 889286-5 (26533) | | EA | | 1 | | | | | | | | 70 | 15 |
| X2F | | PLATE, COVER: OUTLET BOX 889286-1 (26533) | | EA | | 4 | | | | | | | | 70 | 16 |
| X1 | | ANGLE GROUND: OUTLET BOX 889298 1 (26533) | | EA | | 7 | | | | | | | | 70 | 17 |
| X1 | | BOX ASSEMBLY, OUTLET 889337-1 (26533) | | EA | | 4 | | | | | | | | 70 | 18 |
| P F | 5320-778-3352 | INSERT: LIGHT BOX MTG BN360-1032-1 (73197) | | EA | | 16 | * | 2 | 2 | * | 2 | 2 | 12 | 70 | 19 |
| X2F | | PLATE, COVER: CONDUIT BOX 889286-11 (26533) | | EA | | 1 | | | | | | | | 70 | 20 |
| X2F | | BOX, LIGHT 889297-1 (26533) | | EA | | 2 | | | | | | | | 70 | 21 |
| X1 | | BOX, LIGHT 889337-13 (26533) | | EA | | 2 | | | | | | | | 70 | 22 |

| (1) SMR CODE | (2) FEDERAL STOCK NUMBER | (3) DESCRIPTION REFERENCE NO. & MFR. CODE USABLE ON CODE | | (4) UNIT OF ISSUE | (5) QTY INC IN UNIT PACK | (6) QTY INC IN UNIT | (7) 30-DAY DS MAINT ALLOWANCE | | | (8) ILLUS- 30-DAY GS MAINT ALLOWANCE | | | (9) 1-YR ALW PER 100 EQUIP CNTGCTY | (10) ILLUS- TRATION | |
|--------------------|-----------------------------------|--|--|----------------------------|--------------------------------------|---------------------------------|--|-------|--------|--|-------|--------|--|---------------------------|--------------------|
| | | | | | | | (A) | (B) | (C) | (A) | (B) | (C) | | (A) FIG NO. | (B) ITEM NO. |
| | | | | | | | 1-20 | 21-50 | 51-100 | 1-20 | 21-50 | 51-100 | | | |
| X1 | | BOX, CONDUIT 889337-11 (26533) | | EA | | 1 | | | | | | | | 70 | 23 |
| P F | 5310-1887987 | RIVNUT: COVER MTG A6B106 (03481) | | EA | | 26 | REF | REF | REF | REF | REF | REF | REF | 70 | 2T |
| P F | 5340-044-5269 | INSERT: PLATE MTG SL601-3-12C (97393) | | EA | | 7 | REF | REF | REF | REF | REF | REF | REF | 70 | 25 |
| P F | 5340-042-8651 | INSERT: PLATE MTG 2061-4590 (95900) | | EA | | 4 | * | * | 2 | * | * | 2 | 11 | 70 | 26 |
| P F | 5340-042-8682 | INSERT: HINGE MTG BN528-428-1-24 (73197) | | EA | | 67 | REF | REF | REF | REF | REF | REF | REF | 70 | 27 |
| X1 | | EXTRUSION, F 889171-13 (26533) | | EA | | 2 | | | | | | | | 70 | 28 |
| | | SCREW, MACHINE: HINGE MTG, 1/4-28 THD SIZE, 3/4 IN. LC MS24693-296 (96906) | | EA | | 37 | | | | | | | | 70 | 25 |
| P2F | 5340-022-3166 | HINGE, HALF: PANEL 889177-1 (26533) | | EA | | 2 | * | * | * | * | * | * | 5 | 70 | 30 |
| X1 | | CLOSEOUT: ANGLE TO HINGE 889171-15 (26533) | | EA | | 2 | | | | | | | | 70 | 31 |
| X1 | | ANGLE: HINGE TO PANEL 889171-21 (26533) | | EA | | 2 | | | | | | | | 70 | 32 |
| F | | SCREW, MACHINE: GROUND ROD MTG MS35225-30 (96906) | | EA | | 2 | | | | | | | | 70 | 33 |
| F | 5310-167-08316 | WASHER, FLAT: GROUND ROD MTG AN960-6 (88044) | | EA | | 2 | | | | | | | | 70 | 34 |
| X2F | | ROD, GROUND 889340-1 (26533) | | EA | | 1 | | | | | | | | 70 | 35 |
| X1 | | PANEL ASSEMBLY, ROOF, FIXED 889335-1 (26533) | | EA | | 1 | | | | | | | | 70 | 36 |
| X2F | | COVER INSTALLATION: WATER SERVICE BOX 697058-1 (26533) | | EA | | 1 | | | | | | | | 71 | |
| F | | BOLT, MACHINE: BRACKET AND HINGE MTG AN3-4A (88044) | | EA | | 25 | | | | | | | | 71 | 1 |

| (1) SMR CODE | (2) FEDERAL STOCK NUMBER | (3) DESCRIPTION REFERENCE NO. & MFR. CODE USABLE ON CODE | | (4) UNIT OF ISSUE | (5) QTY INC IN UNIT PACK | (6) QTY INC IN UNIT | (7) 30-DAY DS MAINT ALLOWANCE | | | (8) ILLUS- 30-DAY GS MAINT ALLOWANCE | | | (9) 1-YR ALW PER 100 EQUIP CNTGCTY | (10) ILLUS- TRATION | |
|--------------------|-----------------------------------|--|--|----------------------------|--------------------------------------|---------------------------------|--|-------|--------|--|-------|--------|--|---------------------------|--------------------|
| | | | | | | | (A) | (B) | (C) | (A) | (B) | (C) | | (A) FIG NO. | (B) ITEM NO. |
| | | | | | | | 1-20 | 21-50 | 51-100 | 1-20 | 21-50 | 51-100 | | | |
| F | | WASHER, FLAT: BRACKET AND HINGE MTG AN960-1OL (88044) | | EA | | 25 | | | | | | | | 71 | 2 |
| X2F | | COVER ASSEMBLY: WATER SERVICE BOX 696220-1 (26533) | | EA | | 1 | | | | | | | | 71 | 3 |
| F | | RIVET: HINGE MTG MS20426AD3-5 (96906) | | EA | | 10 | | | | | | | | 71 | 4 |
| M F | | HINGE, COVER MS20257P4-1900 (96906) MANUFACTURE FROM: HINGE MATERIAL, FSN 5340-051-9133 ROD (96906) MS20253P5 | | EA | | 1 | | | | | | | | 71 | 5 |
| M F | | SEAL, COVER, TOP 696220-29 (26533) MANUFACTURE FROM: RUBBER SHEET (81343) AMS3302 | | EA | | 1 | | | | | | | | 71 | 6 |
| M F | | SEAL, COVER, SIDE 696220-23 (26533) MANUFACTURE FROM: RUBBER SHEET (81343) AMS3302 | | EA | | 2 | | | | | | | | 71 | 7 |
| X2F | | DOOR ASSEMBLY: COVER 696220-3 (26533) | | EA | | 1 | | | | | | | | 71 | 8 |
| F | | RIVET: HINGE MTG MS20426AD4-5 (96906) | | EA | | 10 | | | | | | | | 71 | 9 |
| M F | | SEAL, DOOR, SIDE 696220-21 (26533) MANUFACTURE FROM: RUBBER SHEET (81343) AMS3302 | | EA | | 2 | | | | | | | | 71 | 10 |
| M F | | SEAL, DOOR, TOP AND BOTTOM 696220-35 (26533) MANUFACTURE FROM: RUBBER SHEET (81343) AMS3302 | | EA | | 2 | | | | | | | | 71 | 11 |
| X2F | | DOOR ASSEMBLY, COVER 696220-5 (26533) | | EA | | 1 | | | | | | | | 71 | 12 |

| (1) SMR CODE | (2) FEDERAL STOCK NUMBER | (3) DESCRIPTION REFERENCE NO. & MFR. CODE USABLE ON CODE | | (4) UNIT OF ISSUE | (5) QTY INC IN UNIT PACK | (6) QTY INC IN UNIT | (7) 30-DAY DS MAINT ALLOWANCE | | | (8) ILLUS- 30-DAY GS MAINT ALLOWANCE | | | (9) 1-YR ALW PER 100 EQUIP CNTGCTY | (10) ILLUS- TRATION | |
|--------------------|-----------------------------------|---|--|----------------------------|--------------------------------------|---------------------------------|--|-------|--------|--|-------|--------|--|---------------------------|-------------|
| | | | | | | | (A) | (B) | (C) | (A) | (B) | (C) | | (A) | (B) |
| | | | | | | | 1-20 | 21-50 | 51-100 | 1-20 | 21-50 | 51-100 | | FIG NO. | ITEM NO. |
| F | | RIVET: HINGE MTG MS20426AD4-5 (96906) | | EA | | 6 | | | | | | | | 71 | 13 |
| M F | | SEAL, DOOR, TOP AND BOTTOM 696220-41 (26533) MANUFACTURE FROM: | | EA | | 2 | | | | | | | | 71 | 14 |
| M F | | RUBBER SHEET (81343) AMS3302 SEAL, DOOR, SIDE 696220-25 (26533) MANUFACTURE FROM: | | EA | | 2 | | | | | | | | 71 | 15 |
| F | | RUBBER SHEET (81343) AMS3302 PIN STRAIGHT, HEADLESS: STUD MTG 99836 (76530) | | EA | | 1 | | | | | | | | 71 | 16 |
| P F | 5325-089-0712 | STUD, FASTENER: COVER 295100-3-260 (76530) | | EA | | 1 | 2 | 2 | 2 | 2 | 2 | 24 | | 71 | 17 |
| X2F | | COVER ASSEMBLY, WATER BOX 696219-1 (26533) | | EA | | 1 | | | | | | | | 71 | 18 |
| F | | RIVET: HINGE MTG MS20426AD3-5 (96906) | | EA | | 6 | | | | | | | | 71 | 19 |
| F | | RIVET: HINGE MTG MS20470AD3-5 (96906) | | EA | | 8 | | | | | | | | 71 | 20 |
| P F | 5340-282-3753 | HINGE, COVER MS20257C4-480000 (96906) | | EA | | 1 | * | * | 2 | * | * | 2 | 11 | 71 | 21 |
| P F | 5315-449-2945 | PIN, STRAIGHT, HEADLESS: STUD MTG 99836 (76530) | | EA | | 1 | REF | REF | REF | REF | REF | REF | REF | 71 | 22 |
| P F | 5325-097-9084 | STUD, FASTENER: PLATE MTG 295100-4-420 (76530) | | EA | | 1 | * | * | 2 | * | * | 2 | 11 | 71 | 23 |
| P F | 5325-H49-2972 | RECEPTACLE: PLATE MTG 99833PO98 (76530) | | EA | | 1 | REF | REF | REF | REF | REF | REF | REF | 71 | 24 |
| F | | RIVET: PLATE MTG MS2047OAD3-7 (96906) | | EA | | | | | | | | | | 71 | 25 |
| P F | 5330-042-8703 | GASKET: COVER 696219-15 (26533) | | EA | | 2 | * | * | 2 | * | * | 2 | 11 | 71 | 26 |

| (1) SMR CODE | (2) FEDERAL STOCK NUMBER | (3) DESCRIPTION REFERENCE NO. & MFR. CODE USABLE ON CODE | | (4) UNIT OF ISSUE | (5) QTY INC IN UNIT PACK | (6) QTY INC IN UNIT | (7) 30-DAY DS MAINT ALLOWANCE | | | (8) ILLUS- 30-DAY GS MAINT ALLOWANCE | | | (9) 1-YR ALW PER 100 EQUIP CNTGNCY | (10) ILLUS- TRATION | |
|--------------------|-----------------------------------|---|--|----------------------------|--------------------------------------|---------------------------------|--|-------|--------|--|-------|--------|--|---------------------------|--------------------|
| | | | | | | | (A) | (B) | (C) | (A) | (B) | (C) | | (A) FIG NO. | (B) ITEM NO. |
| | | | | | | | 1-20 | 21-50 | 51-100 | 1-20 | 21-50 | 51-100 | | | |
| X2F | | INSULATION: COVER 696219-17 (26533) | | EA | | 1 | | | | | | | | 71 | 27 |
| X2F | | BRACKET: RECEPTACLE MTG 697290-1 (26533) | | EA | | 1 | | | | | | | | 71 | 28 |
| X2F | | BRACKET ASSEMBLY: RECEPTACLE MTG 697289-1 (26533) | | EA | | 1 | | | | | | | | 71 | 29 |
| F | | RIVET: RECEPTACLE MTG MS2O470AD4-5 (96906) | | EA | | 2 | | | | | | | | 71 | 30 |
| X2F | | RECEPTACLE 295168 (76530) | | EA | | 1 | | | | | | | | 71 | 31 |
| F | | RIVET: BRACKET MTG MS20426AD3-5 (96906) | | EA | | 20 | | | | | | | | 71 | 32 |
| P F | 5310-623-5989 | NUT, PLATE: BRACKET MTG NAS1031A3 (80205) | | EA | | 10 | REF | REF | REF | REF | REF | REF | REF | 71 | 33 |
| X2F | | INSULATION, BRACKET 697289-13 (26533) | | EA | | 1 | | | | | | | | 71 | 34 |
| X2F | | BRACKET, MTG: DISCONNECT 697287-1 (26533) | | EA | | 1 | | | | | | | | 71 | 35 |
| X2F | | BRACKET, MTG: PUMP 697288-1 (26533) | | EA | | 1 | | | | | | | | 71 | 36 |
| X2F | | BOX ASSEMBLY: WATER SERVICE AND POWER 889206-1 (26533) | | EA | | 1 | | | | | | | | 71 | 37 |
| P F | 5320-956-7355 | RIVET: PANEL AND ANGLE MTG MILR24243-6A604H (81349) | | EA | | 54 | REF | REF | REF | REF | REF | REF | REF | 71 | 38 |
| P F | 531-1094-8023 | RIVNUT: COVER AND HINGE MTG A10B130 (25472) | | EA | | 4 | REF | REF | REF | REF | REF | REF | REF | 71 | 39 |
| X2F | | PANEL ASSEMBLY, FIXED: WATER BOX END 889185-1 (26533) | | EA | | 1 | | | | | | | | 72 | |
| F | | BOLT, MACHINE: STEP MTG MS90726-8 (96906) | | EA | | 43 | | | | | | | | 72 | 1 |

| (1) SMR CODE | (2) FEDERAL STOCK NUMBER | (3) DESCRIPTION REFERENCE NO. & MFR. CODE USABLE ON CODE | | (4) UNIT OF ISSUE | (5) QTY INC IN UNIT PACK | (6) QTY INC IN UNIT | (7) 30-DAY DS MAINT ALLOWANCE | | | (8) ILLUS- 30-DAY GS MAINT ALLOWANCE | | | (9) 1-YR ALW PER 100 EQUIP CNTGCTY | (10) ILLUS- TRATION | |
|--------------------|-----------------------------------|---|--|----------------------------|--------------------------------------|---------------------------------|--|-------|--------|--|-------|--------|--|---------------------------|--------------------|
| | | | | | | | (A) | (B) | (C) | (A) | (B) | (C) | | (A) FIG NO. | (B) ITEM NO. |
| | | | | | | | 1-20 | 21-50 | 51-100 | 1-20 | 21-50 | 51-100 | | | |
| F | | WASHER LOCK: STEP MTG AN960-1 6 (88044) | | EA | | 8 | | | | | | | | 72 | 2 |
| P F | 6625-568-7798 | STEP: END PANEL 575709 (19220) | | EA | | 4 | * | 2 | 2 | * | 2 | 2 | 21 | 72 | 3 |
| F | | WASHER, LOCK: TIE DOWN RING TO PLATE MS27183-10 (96906) | | EA | | 54 | | | | | | | | 72 | 4 |
| F | | WASHER, FLAT: TIE DOWN RING TO PLATE MS35333-40 (96906) | | EA | | 54 | | | | | | | | 72 | 5 |
| P F | 5410-022-2655 | RING TIE DOWN SP2804-2 (96603) | | EA | | 2 | REF | REF | REF | REF | REF | REF | REF | 72 | 6 |
| X2F | | PLATE: TIE DOWN RING 889219-1 (26533) | | EA | | 2 | | | | | | | | 72 | 7 |
| P F | 5340-022-3159 | BRACKET: END PANEL AB9051-4 (19704) | | EA | | 2 | * | * | 2 | * | * | 2 | 11 | 72 | 8 |
| X2F | | SPACER, BRACKET 889213-31 (26533) | | EA | | 4 | | | | | | | | 72 | 9 |
| P F | 5320-226-3686 | RIVET: DOUBLER PLATE MTG MILR24243-7A4003H (81349) | | EA | | 30 | REF | REF | REF | REF | REF | REF | REF | 72 | 10 |
| X1 | | PLATE DOUBLER 889288-1 (26533) | | EA | | 2 | | | | | | | | 72 | 11 |
| X1 | | CLOSEOUT: PANEL BOTTOM, SHORT SIDE 889185-15 (26533) | | EA | | 1 | | | | | | | | 72 | 12 |
| XL | | CLOSEOUT: PANEL BOTTOM, LONG SIDE 889185-17 (26533) | | EA | | 1 | | | | | | | | 72 | 13 |
| X1 | | EXTRUSION: WATER BOX OPENING, RH SIDE 889185-19 (26533) | | EA | | 1 | | | | | | | | 72 | 14 |
| X1 | | CLOSEOUT: PANEL TOP 889185-21 (26533) | | EA | | 1 | | | | | | | | 72 | 15 |
| P F | 5320-956-7355 | RIVET: WEATHER SEAL MTG MILR24243-6A604H (81349) | | EA | | 235 | REF | REF | REF | REF | REF | REF | REF | 72 | 16 |

| (1) SMR CODE | (2) FEDERAL STOCK NUMBER | (3) DESCRIPTION REFERENCE NO. & MFR. CODE USABLE ON CODE | | (4) UNIT OF ISSUE | (5) QTY INC IN UNIT PACK | (6) QTY INC IN UNIT | (7) 30-DAY DS MAINT ALLOWANCE | | | (8) ILLUS- 30-DAY GS MAINT ALLOWANCE | | | (9) 1-YR ALW PER 100 EQUIP CNTGCTY | (10) ILLUS- TRATION | |
|--------------------|-----------------------------------|--|--|----------------------------|--------------------------------------|---------------------------------|--|-------|--------|--|-------|--------|--|---------------------------|--------------------|
| | | | | | | | (A) | (B) | (C) | (A) | (B) | (C) | | (A) FIG NO. | (B) ITEM NO. |
| | | | | | | | 1-20 | 21-50 | 51-100 | 1-20 | 21-50 | 51-100 | | | |
| M F | | SEAL: SIDE EXTRUSION 889213-45 (26533) MANUFACTURE FROM: SEAL, RUBBER, FSN 5330-105-6886 | | EA | | 2 | | | | | | | | 72 | 17 |
| X1 | | EXTRUSION: PANEL SIDE 889213-11 (26533) | | EA | | 2 | | | | | | | | 72 | 18 |
| X1 | | CLOSEOUT: BETWEEN PANEL AND EXTRUSION 889213-17 (26533) | | EA | | 2 | | | | | | | | 72 | 19 |
| X1 | | STRIP, THERMO: PANEL SIDE, BESIDE EXTRUSION 889213-13 (26533) | | EA | | 2 | | | | | | | | 72 | 20 |
| P F | 5310-830-8969 | INSERT: TIE DOWN ASSEMBLY MTG BN36001032-3 (73197) | | EA | | 16 | * | 2 | 2 | * | 2 | 2 | 12 | 72 | 21 |
| X2F | | GUSSET ASSEMBLY: ROOF MTG 889183-1 (26533) | | EA | | 2 | | | | | | | | 73 | 1 |
| P F | | RIVET: CATCH MTG MILR24243-7A604H (8134,9) | | EA | | 120 | REF | REF | REF | REF | REF | REF | REF | 73 | 2 |
| P F | 5340-22-3159 | BRACKET, MOBILIZER AB9051-4 (19704) | | EA | | 2 | REF | REF | REF | REF | REF | REF | REF | 73 | 3 |
| P2F | 5410-O18-7416 | CABLE ASSEMBLY, FOLDING END RETAINING 889226-1 (26533) | | EA | | 2 | * | * | * | * | * | * | 5 | 73 | 4 |
| P F | 5340-116-7800 | HOOK: RETAINING CABLE 889226-11 (26533) | | EA | | 2 | * | 2 | 2 | * | 2 | 2 | 13 | 73 | 5 |
| P F | 5340-067-988 | TURNBUCKLE: RETAINING CABLE MS21251-L (96906) | | EA | | 2 | * | 2 | 2 | * | 2 | 2 | 13 | 73 | 6 |
| P F | 4030-132-9232 | TERMINAL END: RETAINING CABLE MS21260-7LH (96906) | | EA | | 2 | * | 2 | 2 | * | 2 | 2 | 13 | 73 | 7 |
| X1 | | SLEEVE, TERMINAL: RETAINING CABLE 889226-15 (26533) | | EA | | 2 | | | | | | | | 73 | 8 |
| X1 | | CABLE: FOLDING END RETAINING 889226-13 (26533) | | EA | | 1 | | | | | | | | 73 | 9 |

| (1) SMR CODE | (2) FEDERAL STOCK NUMBER | (3) DESCRIPTION REFERENCE NO. & MFR. CODE USABLE ON CODE | | (4) UNIT OF ISSUE | (5) QTY INC IN UNIT PACK | (6) QTY INC IN UNIT | (7) 30-DAY DS MAINT ALLOWANCE | | | (8) ILLUS- 30-DAY GS MAINT ALLOWANCE | | | (9) 1-YR ALW PER 100 EQUIP CNTGCTY | (10) ILLUS- TRATION | |
|--------------------|-----------------------------------|---|--|----------------------------|--------------------------------------|---------------------------------|--|-------|--------|--|-------|--------|--|---------------------------|--------------------|
| | | | | | | | (A) | (B) | (C) | (A) | (B) | (C) | | (A) FIG NO. | (B) ITEM NO. |
| | | | | | | | 1-20 | 21-50 | 51-100 | 1-20 | 21-50 | 51-100 | | | |
| P O | 5305-103-6665 | SCREW, MACHINE: CABLE SPACER MTG 12705K&8C85 (80539) | | EA | | 2 | 2 | 2 | 2 | 2 | 2 | 24 | 73 | 10 | |
| P F | 5310-042-8693 | WASHER, FLAT: CABLE SPACER 889213-37 (26533) | | EA | | 2 | * | * | 2 | * | * | 2 | 11 | 73 | 11 |
| P F | 5340-042-8714 | SPACER: RETAINING CABLE 889213-35 (26533) | | EA | | 2 | * | * | 2 | * | * | 2 | 11 | 73 | 12 |
| P F | 5310-O97-6388 | RIVNUT: CABLE SPACER MTG A37B200 (03481) | | EA | | 2 | 2 | 2 | 2 | 2 | 2 | 24 | 73 | 13 | |
| F | | SCREW, MACHINE: CABLE LATCH MTG MS24694-58 (96906) | | EA | | 26 | | | | | | | 73 | 14 | |
| P F | 5340-002-3148 | CLAMP ASSEMBLY, CABLE 889245-1 (26533) | | EA | | 2 | 2 | 2 | 2 | 2 | 2 | 24 | 73 | 15 | |
| F | | SCREW, MACHINE: LATCH TO CLAMP MS35223-6 (96906) | | EA | | 8 | | | | | | | 73 | 16 | |
| F | | WASHER, LOCK: LATCH TO CLAMP MS27183-6 (96906) | | EA | | 8 | | | | | | | 73 | 17 | |
| F | | WASHER FLAT: LATCH TO CLAMP MS15795- (96906) | | EA | | 8 | | | | | | | 73 | 18 | |
| P F | 6605-872-2076 | LATCH. CABLE ZSP2-216 (26533) | | EA | | 2 | REF | REF | REF | REF | REF | REF | 73 | 19 | |
| P F | 5350-584-4653 | CLAMP ASSEMBLY, CABLE 889246-1 (26533) | | EA | | 2 | * | * | 2 | * | * | 2 | 12 | 73 | 20 |
| F | | RIVNUT: CABLE CATCH ASSEMBLY MTG NAS1330A3B116 (80205) | | EA | | 2 | | | | | | | 73 | 21 | |
| P2F | 3950-018-7419 | CAPSTAN: CABLE 889248-1 (26533) | | EA | | 2 | * | * | * | * | * | 5 | 73 | 22 | |
| P F | 5340-044-5269 | INSERT: CAPSTAN MTG SL601-3-12C (97393) | | EA | | 30 | REF | REF | REF | REF | REF | REF | 73 | 23 | |
| X1 | | CLOSEOUT: PANEL SIDE 889213-15 (26533) | | EA | | 2 | | | | | | | 73 | 24 | |

| (1) SMR CODE | (2) FEDERAL STOCK NUMBER | (3) DESCRIPTION REFERENCE NO. & MFR. CODE USABLE ON CODE | | (4) UNIT OF ISSUE | (5) QTY INC IN UNIT PACK | (6) QTY INC IN UNIT | (7) 30-DAY DS MAINT ALLOWANCE | | | (8) ILLUS- 30-DAY GS MAINT ALLOWANCE | | | (9) 1-YR ALW PER 100 EQUIP CNTGCTY | (10) ILLUS- TRATION | |
|--------------------|-----------------------------------|---|--|----------------------------|--------------------------------------|---------------------------------|--|-------|--------|--|-------|--------|--|---------------------------|--------------------|
| | | | | | | | (A) | (B) | (C) | (A) | (B) | (C) | | (A) FIG NO. | (B) ITEM NO. |
| | | | | | | | 1-20 | 21-50 | 51-100 | 1-20 | 21-50 | 51-100 | | | |
| M F | | SEAL: PANEL SIDE 889213-33 (26533) MANUFACTURE FROM: TAPE, POLYURETHANE FOAM PS (26533) 100TF, CHARCOAL | | EA | | 2 | | | | | | | | 73 | 25 |
| X2F | | SPACER: PANEL LATCH 889213-43 (26533) | | EA | | 2 | | | | | | | | 73 | 26 |
| X2F | | BOX: LEVEL INDICATOR Z48-72 (26533) | | EA | | 2 | | | | | | | | 73 | 27 |
| P F | 53400-0042-8682 | INSERT: PANEL BN528-428-1-24 (73197) | | EA | | 47 | REF | REF | REF | REF | REF | REF | REF | 73 | 28 |
| P2F | 5410-022-2656 | TIE DOWN ASSEMBLY, PANEL 889267-2 (26533) (COMPONENTS SAME AS TIE DOWN ASSEF3LY, PART NO. 5410-022-2656) | | EA | | 1 | * | * | * | * | * | * | 5 | 74 | 1 |
| P2F | 5410-018-7425 | TIE DOWN ASSEMBLY, PANEL 889267-1 (26533) | | EA | | 1 | * | * | * | * | * | * | 5 | 74 | 2 |
| F | | SCREW, CAP, HEXAGON: TIE DOWN RING MTG MS90726-3 (96906) | | EA | | 12 | | | | | | | | 74 | 3 |
| F | | WASHER, LOCK: TIE DOWN RING MTG MS27183-10 (96906) | | EA | | 12 | | | | | | | | 74 | 4 |
| F | | WASHER : TIE DOWN RING MTG MS35333-40 (96906) | | EA | | 12 | | | | | | | | 74 | 5 |
| P F | 1670-885-0855 | RING, TIE DOWN SP2158-3 (96603) | | EA | | 2 | * | 2 | 2 | * | 2 | 2 | 14 | 74 | 6 |
| X1 | | PLATE, TIE DOWN RING 889262-1 (26533) | | EA | | 2 | | | | | | | | 74 | 7 |
| P2F | 5410-018-7436 | BOX, TIE DOWN RING PLATE Z24-30 (26533) | | EA | | 2 | * | * | * | * | * | * | 5 | 74 | 8 |
| F | | SCREW, MACHINE: GROUND ROD MTG AN515C6R6 (88044) | | EA | | 2 | | | | | | | | 74 | 9 |

| (1) SMR CODE | (2) FEDERAL STOCK NUMBER | (3) DESCRIPTION REFERENCE NO. & MFR. CODE USABLE ON CODE | | (4) UNIT OF ISSUE | (5) QTY INC IN UNIT PACK | (6) QTY INC IN UNIT | (7) 30-DAY DS MAINT ALLOWANCE | | | (8) ILLUS- 30-DAY GS MAINT ALLOWANCE | | | (9) 1-YR ALW PER 100 EQUIP CNTGCTY | (10) ILLUS- TRATION | |
|--------------------|-----------------------------------|---|--|----------------------------|--------------------------------------|---------------------------------|--|-------|--------|--|-------|--------|--|---------------------------|-------------|
| | | | | | | | (a) | (b) | (c) | (a) | (b) | (c) | | (a) | (b) |
| | | | | | | | 1-20 | 21-50 | 51-100 | 1-20 | 21-50 | 51-100 | | FIG NO. | ITEM NO. |
| F | | WASHER, FLAT: GROUND ROD MTG AN960C6L (88044) | | EA | | 2 | | | | | | | | 74 | 10 |
| X2F | | ROD, GROUND: BETWEEN PANELS 889340-1 (26533) | | EA | | 1 | | | | | | | | 74 | 11 |
| F | | SCREW, MACHINE: STRIKER PLATE MTG MS24693-296 (96906) | | EA | | 6 | | | | | | | | 74 | 12 |
| X2F | | PLATE, STRIKER 889292-1 (26533) | | EA | | 2 | | | | | | | | 7 | 13 |
| F | | SCREW, MACHINE: BOX COVER MTG AN50700632-6 (88044) | | EA | | 8 | | | | | | | | 74 | 14 |
| P2F | 5410-022-2657 | PLATE, COVER: ELECTRICAL BOX 889286-3 (26533) | | EA | | 1 | * | * | * | * | * | * | 5 | 74 | 15 |
| X1 | | BOX ASSEMBLY, ELECTRICAL WIRING 889337-3 (26533) | | EA | | 1 | | | | | | | | 74 | 16 |
| X2F | | PLATE, COVER: ELECTRICAL BOX 889286-1 (26533) | | EA | | 1 | | | | | | | | 74 | 17 |
| P F | 5320-874-4477 | RIVET: GROUNDING STRAP MTG MILR24243-7A402H (81349) | | EA | | 10 | REF | REF | REF | REF | REF | REF | REF | 74 | 18 |
| X1 | | ANGLE, GROUND: ELECTRICAL BOX 889298-1 (26533) | | EA | | 4 | | | | | | | | 74 | 19 |
| X2F | | BOX ASSEMBLY, ELECTRICAL WIRING 889337-1 (26533) | | EA | | 1 | | | | | | | | 74 | 20 |
| P2F | 5410-022-2658 | PLATE, COVER: ELECTRICAL BOX 889286-7 (26533) | | EA | | 1 | * | * | * | * | * | * | 5 | 74 | 21 |
| X1 | | BOX ASSEMBLY, ELECTRICAL WIRING 889337-7 (26533) | | EA | | 1 | | | | | | | | 74 | 22 |
| P2F | 5410-022-2659 | PLATE, COVER: ELECTRICAL BOX 889287-1 (26533) | | EA | | 1 | * | * | * | * | * | * | 5 | 74 | 23 |
| P F | 5310-061-1803 | RIVNUT: ELECTRICAL BOX COVER PLATE HTG NAS1329A68160 (80205) | | EA | | 18 | 2 | 2 | 2 | 2 | 2 | 2 | 24 | 74 | 24 |

| (1) SMR CODE | (2) FEDERAL STOCK NUMBER | (3) DESCRIPTION REFERENCE NO. & MFR. CODE USABLE ON CODE | | (4) UNIT OF ISSUE | (5) QTY INC IN UNIT PACK | (6) QTY INC IN UNIT | (7) 30-DAY DS MAINT ALLOWANCE | | | (8) ILLUS- 30-DAY GS MAINT ALLOWANCE | | | (9) 1-YR ALW PER 100 EQUIP CNTGCTY | (10) ILLUS- TRATION | |
|--------------------|-----------------------------------|---|--|----------------------------|--------------------------------------|---------------------------------|--|-------|--------|--|-------|--------|--|---------------------------|--------------------|
| | | | | | | | (a) | (b) | (c) | (a) | (b) | (c) | | (a) FIG NO. | (b) ITEM NO. |
| | | | | | | | 1-20 | 21-50 | 51-100 | 1-20 | 21-50 | 51-100 | | | |
| X1 | 5310-194-8023 | BOX ASSEMBLY, ELECTRICAL WIRING 889337-9 (26533) | | EA | | 1 | | | | | | | | 74 | 25 |
| P F | | RIVNUT: ENO PANEL A106130 (03481) | | EA | | 2 | REF | REF | REF | REF | REF | REF | REF | 74 | 26 |
| X2F | | BRACKET: PANEL SUPPORT 889185-11 (26533) | | EA | | 1 | | | | | | | | 74 | 27 |
| X2F | | BRACKET: PANEL SUPPORT 889185-13 (26533) | | EA | | 1 | | | | | | | | 74 | 28 |
| X1 | | EXTRUSION: END PANEL, WATER BOX, LH SIOE 889185-23 (26533) | | EA | | 1 | | | | | | | | 74 | 29 |
| X1 | | EXTRUSION: ENO PANEL, WATER BOX, TOP 889185-25 (26533) | | EA | | 1 | | | | | | | | 74 | 30 |
| X1 | | PANEL, FIXED END: WATER BOX END 889338-1 (26533) | | EA | | 1 | | | | | | | | 74 | 31 |
| X2F | | PANEL ASSEMBLY, FIXED END, ACCESS DOOR 889213-1 (26533) | | EA | | 1 | | | | | | | | 75 | |
| X2F | | DOOR ASSEMBLY 889188-1 (26533) | | EA | | 1 | | | | | | | | 75 | |
| F | | RIVET: CONTAINER NTG MS20600AD4-2 (96906) | | EA | | 8 | | | | | | | | 75 | 1 |
| X2F | | CONTAINER, HANDBOOK 69706-1 (26533) | | EA | | 1 | | | | | | | | 75 | 2 |
| P F | | 5320-956-7355 | RIVET: HINGE MTG MI LR242)13-6A604H (81349) | | EA | | 102 | REF | REF | REF | REF | REF | REF | 75 | 3 |
| M F | | | HINGE: DOOR, 61 1/2 IN. LG MS20001-8665o (96906) MANUFACTURE FROM: HINGE MATERIAL, 61 1/2 IN. REQUIRED, (96906) MS20001-8 | | EA | | 1 | | | | | | | | 75 |
| X1 | SPACER 889188-25 (26533) | | EA | | 1 | | | | | | | | 75 | 5 | |

| (1) SMR CODE | (2) FEDERAL STOCK NUMBER | (3) DESCRIPTION REFERENCE NO. & MFR. CODE USABLE ON CODE | | (4) UNIT OF ISSUE | (5) QTY INC IN UNIT PACK | (6) QTY INC IN UNIT | (7) 30-DAY DS MAINT ALLOWANCE | | | (8) ILLUS- 30-DAY GS MAINT ALLOWANCE | | | (9) 1-YR ALW PER 100 EQUIP CNTGCTY | (10) ILLUS- TRATION | | |
|--------------------|---|---|--|----------------------------|--------------------------------------|---------------------------------|--|-------|--------|--|-------|--------|--|---------------------------|--------------------|----|
| | | | | | | | (a) | (b) | (c) | (a) | (b) | (c) | | (a) FIG NO. | (b) ITEM NO. | |
| | | | | | | | 1-20 | 21-50 | 51-100 | 1-20 | 21-50 | 51-100 | | | | |
| P F | 53200882-8386 | RIVET: TEE MTG MILR24243-6A404H (81349) | | EA | | 27 | REF | REF | REF | REF | REF | REF | REF | 75 | 6 | |
| P F | | RIVET: TEE MTG MILR24243-7A404H (81349) | | EA | | 27 | REF | REF | REF | REF | REF | REF | REF | 75 | 7 | |
| M F | | TEE: DOOR RRAME, TOP AND BOTTOM 889188-17 (26533) MANUFACTURE FROM: EXTRUSION, TEE, FSN 9320-103-2474 | | EA | | 2 | | | | | | | | | 75 | 8 |
| M F | | TEE: DOOR RRAME, SIDES 889188-15 (26533) MANUFACTURE FROM: EXTRUSION, TEE, FSN 9320-103-2474 | | EA | | 2 | | | | | | | | | 75 | 9 |
| M F | | SEAL: DOOR 88918829 (26533) MANUFACTURE FROM: SEAL, RUBBER, FSN 5330-105-6886 | | EA | | 2 | | | | | | | | | 75 | 10 |
| M F | | SEAL: DOOR 889188-23 (26533) MANUFACTURE FROM: SEAL, RUBBER, FSN 5330-105-6886 | | EA | | 2 | | | | | | | | | 75 | 11 |
| X2F | | DOUBLER: DOOR 889188-27 (26533) | | EA | | 1 | | | | | | | | | 75 | 12 |
| P F | | 5320-986-6904 | RIVNUT: LOCK MTG BN360-1032-2 (73197) | | EA | | 8 | REF | REF | REF | REF | REF | REF | REF | 75 | 13 |
| F | SCREW, MACHINE: LOCK MTG AN509-1 OR8 (88044) | | EA | | 8 | | | | | | | | | 75 | 14 | |
| F | 5310-167-0816 | SCREW, MACHINE: GROUND ROD MTG MS35225-30 (96906) | | EA | | 2 | | | | | | | | 75 | 15 | |
| F | | WASHER, LOCK: GROUND ROD MTG AN960-6 (88044) | | EA | | 2 | | | | | | | | 75 | 16 | |
| X2F | | ROD, GROUND 889340-1 (26533) | | EA | | 1 | | | | | | | | 75 | 17 | |

| (1) SMR CODE | (2) FEDERAL STOCK NUMBER | (3) DESCRIPTION REFERENCE NO. & MFR. CODE USABLE ON CODE | | (4) UNIT OF ISSUE | (5) QTY INC IN UNIT PACK | (6) QTY INC IN UNIT | (7) 30-DAY DS MAINT ALLOWANCE | | | (8) ILLUS- 30-DAY GS MAINT ALLOWANCE | | | (9) 1-YR ALW PER 100 EQUIP CNTGCTY | (10) ILLUS- TRATION | |
|--------------------|-----------------------------------|--|--|----------------------------|--------------------------------------|---------------------------------|--|-------|--------|--|-------|--------|--|---------------------------|--------------------|
| | | | | | | | (a) | (b) | (c) | (a) | (b) | (c) | | (a) FIG NO. | (b) ITEM NO. |
| | | | | | | | 1-20 | 21-50 | 51-100 | 1-20 | 21-50 | 51-100 | | | |
| P F | 5310-194-8023 | RIVNUT: DOOR A10B130 (07707) | | EA | | 1 | REF | REF | REF | REF | REF | REF | 75 | 18 | |
| P F | | RIVET: ANGLE MTG AK17H (07707) | | EA | | 42 | 2 | 2 | 2 | 2 | 2 | 24 | 75 | 19 | |
| M F | | ANGLE: DOOR 889188-19 (26533) MANUFACTURE FROM: ANGLE, ALUMINUM, (81348) QQ-A-200/9-6063T5AL | | EA | | 2 | | | | | | | 75 | 20 | |
| M F | | ANGLE: DOOR 889188-21 (26533) MANUFACTURE FROM: ANGLE, ALUMINUM, (81348) QQ-A-200/9-6063T5AL | | EA | | 2 | | | | | | | 75 | 21 | |
| M F | | CLOSEOUT: DOOR 889188-11 (26533) MANUFACTURE FROM: PHENOLIC LAMINATE, (81348) L-P-00513, TYPE PB6 | | EA | | 2 | | | | | | | 75 | 22 | |
| M F | | CLOSEOUT: DOOR 889188-13 (26533) MANUFACTURE FROM: PHENOLIC LAMINATE, (81348) L-P-00513, TYPE PB6 | | EA | | 2 | | | | | | | 75 | 23 | |
| X1 | | PANEL: DOOR ZSD09-110-44 (26533) | | EA | | 1 | | | | | | | 75 | 24 | |
| P F | 5410-022-2666 | LOCK ASSEMBLY, DOOR 889310-5 (26533) | | EA | | 1 | * | * | 2 | * | * | 2 | 11 | 76 | 1 |
| F | 5305-931-2355 | SCREW, CAP, HEXAGON HEAD: HANDLE MTG 69581-10-3F (73030) | | EA | | 2 | | | | | | | 76 | 2 | |
| X2F | | BAIL, HANDLE 889310-21 (26533) | | EA | | 1 | | | | | | | 76 | 3 | |
| F | SCREW | MACHINE: LOCK MTG MS16998-4 (96906) | | EA | | 2 | | | | | | | 76 | 4 | |

| (1) SMR CODE | (2) FEDERAL STOCK NUMBER | (3) DESCRIPTION REFERENCE NO. & MFR. CODE USABLE ON CODE | | (4) UNIT OF ISSUE | (5) QTY INC IN UNIT PACK | (6) QTY INC IN UNIT | (7) 30-DAY DS MAINT ALLOWANCE | | | (8) ILLUS- 30-DAY GS MAINT ALLOWANCE | | | (9) 1-YR ALW PER 100 EQUIP CNTG CY | (10) ILLUS- TRATION | |
|--------------------|-----------------------------------|---|--|----------------------------|--------------------------------------|---------------------------------|--|-------|--------|--|-------|--------|---|---------------------------|--------------------|
| | | | | | | | (a) | (b) | (c) | (a) | (b) | (c) | | (a) FIG NO. | (b) ITEM NO. |
| | | | | | | | 1-20 | 21-50 | 51-100 | 1-20 | 21-50 | 51-100 | | | |
| X2F | | BAR, HANDLE 889310-23 (26533) | | EA | | 1 | | | | | | | | 76 | 5 |
| X2F | | SPACER, PLATE 889310-15 (26533) | | EA | | 1 | | | | | | | | 76 | 6 |
| X2F | | PLATE, KEEPER 889310-19 (26533) | | EA | | 1 | | | | | | | | 76 | 7 |
| X2F | | STOP, ARM 889310-11 (26533) | | EA | | 1 | | | | | | | | 76 | 8 |
| X2F | | PLATE ASSEMBLY, ESCUTCHEON 889310-9 (26533) | | EA | | 1 | | | | | | | | 76 | 9 |
| X2F | | BUSHING, LOCK BAR 889310-25 (26533) | | EA | | 2 | | | | | | | | 76 | 10 |
| P F | 5410-018-7491 | LOCK ASSEMBLY 889310-1 (26533) | | EA | | 1 | REF | REF | REF | REF | REF | REF | REF | 76 | 11 |
| F | 5305931-2355 | SCREW, CAP, HEXAGON HEAD: HANOLE N4TG 69581-10-3F (73030) | | EA | | 2 | | | | | | | | 76 | 12 |
| X2F | | BAIL, HANDLE 889310-21 (26533) | | EA | | 1 | | | | | | | | 76 | 13 |
| F | | SCREW, MACHINE: LOCK NT MS16998-8 (96906) | | EA | | 2 | | | | | | | | 76 | 14 |
| X2F | | BAR, HANDLE 889310-23 (26533) | | EA | | 1 | | | | | | | | 76 | 15 |
| X2F | | BLADE, LOCKING 889310-29 (26533) | | EA | | 1 | | | | | | | | 76 | 16 |
| X2F | | PLATE, KEEPER 889310-19 (26533) | | EA | | 1 | | | | | | | | 76 | 17 |
| X2F | | STOP, ARM 88930-11 (26533) | | EA | | 1 | | | | | | | | 76 | 18 |
| X2F | | BLOCK, IDLER 889310-13 (26533) | | EA | | 1 | | | | | | | | 76 | 19 |

| (1) SMR CODE | (2) FEDERAL STOCK NUMBER | (3) DESCRIPTION REFERENCE NO. & MFR. CODE USABLE ON CODE | | (4) UNIT OF ISSUE | (5) QTY INC IN UNIT PACK | (6) QTY INC IN UNIT | (7) 30-DAY DS MAINT ALLOWANCE | | | (8) ILLUS- 30-DAY GS MAINT ALLOWANCE | | | (9) 1-YR ALW PER 100 EQUIP CNTGCTY | (10) ILLUS- TRATION | |
|--------------------|-----------------------------------|---|--|----------------------------|--------------------------------------|---------------------------------|--|-------|--------|--|-------|--------|--|---------------------------|-------------|
| | | | | | | | (a) | (b) | (c) | (a) | (b) | (c) | | (a) | (b) |
| | | | | | | | 1-20 | 21-50 | 51-100 | 1-20 | 21-50 | 51-100 | | FIG NO. | ITEM NO. |
| X2F | | PLATE ASSEMBLY, ESCUTCHEON 889310-7 (26533) | | EA | | 1 | | | | | | | | 76 | 20 |
| X2F | | BUSHING, LOCKING BAR 889310-25 (26533) | | EA | | 2 | | | | | | | | 76 | 21 |
| X2F | | VENT ASSEMBLY, AIR 698712-1 (26533) | | EA | | 1 | | | | | | | | 77 | 1 |
| P2F | 4730-097-8182 | CAP, PIPE N35505 (14007) | | EA | | 1 | * | * | * | * | * | 5 | | 77 | 2 |
| X1 | | PIPE 698712-11 (26533) | | EA | | 1 | | | | | | | | 77 | 3 |
| P2F | 5410-018-7416 | CABLE ASSEMBLY 889226-1 (26533) | | EA | | 2 | REF | REF | REF | REF | REF | REF | | 77 | 4 |
| P F | 5340-116-7800 | HOOK, CABLE 889226-11 (26533) | | EA | | 2 | REF | REF | REF | REF | REF | REF | | 77 | 5 |
| P F | 5403 067-9884 | TURNBUCKLE: CABLE MS21251-& (96906) | | EA | | 2 | REF | REF | REF | REF | REF | REF | | 77 | 6 |
| P F | 4030-132-9232 | TERMINAL: CABLE END MS21260-7LH (96906) | | EA | | 2 | REF | REF | REF | REF | REF | REF | | 77 | 7 |
| X1 | | SLEEVE: TERMINAL 889226-15 (26533) | | EA | | 2 | | | | | | | | 77 | 8 |
| X1 | | CABLE 889226-13 (26533) | | EA | | 2 | | | | | | | | 77 | 9 |
| P F | 5305-103-6665 | SCREW, SHOULDER: SPACER NTG 12705&8c85 (80539) | | EA | | 2 | REF | REF | REF | REF | REF | REF | | 77 | 10 |
| P F | 5310-042-8693 | WASHER, FLAT: CABLE SPACER MTG 889213-37 (26533) | | EA | | 2 | REF | REF | REF | REF | REF | REF | | 77 | 11 |
| P F | 5340-042-8714 | SPACER: CABLE 889213-35 (26533) | | EA | | 2 | REF | REF | REF | REF | REF | REF | | 77 | 12 |
| P F | 5310-097-6388 | RIVNUT: CABLE SPACER A37B200 (03481) | | EA | | 2 | REF | REF | REF | REF | REF | REF | | 77 | 13 |

| (1) SMR CODE | (2) FEDERAL STOCK NUMBER | (3) DESCRIPTION REFERENCE NO. & MFR. CODE USABLE ON CODE | | (4) UNIT OF ISSUE | (5) QTY INC IN UNIT PACK | (6) QTY INC IN UNIT | (7) 30-DAY DS MAINT ALLOWANCE | | | (8) ILLUS- 30-DAY GS MAINT ALLOWANCE | | | (9) 1-YR ALW PER 100 EQUIP CNTGCTY | (10) ILLUS- TRATION | |
|--------------------|-----------------------------------|---|--|----------------------------|--------------------------------------|---------------------------------|--|-------|--------|--|-------|--------|--|---------------------------|--------------------|
| | | | | | | | (a) | (b) | (c) | (a) | (b) | (c) | | (a) FIG NO. | (b) ITEM NO. |
| | | | | | | | 1-20 | 21-50 | 51-100 | 1-20 | 21-50 | 51-100 | | | |
| F | | SCREW, MACHINE: CAPSTAN AND ANGLE MTG MS24694-58 (96906) | | EA | | 14 | | | | | | | | 77 | 14 |
| P2F | 3950-80187419 | CAPSTAN: CABLE 889248-1 (26533) | | EA | | 2 | REF | REF | REF | REF | REF | REF | REF | 77 | 15 |
| P F | 5340°-44-5269 | INSERT: CABLE ANGLE SL601-3-12C (97393) | | EA | | 16 | REF | REF | REF | REF | REF | REF | REF | 77 | 16 |
| P F | 6605-872-2076 | LATCH: END PANEL ZSP2-216 (26533) | | EA | | 2 | REF | REF | REF | REF | REF | REF | REF | 77 | 17 |
| X2F | | ROD, GROUND 889340-1 (26533) | | EA | | 1 | | | | | | | | 77 | 18 |
| M F | | SEAL: ENO PANEL 889213-45 (26533) MANUFACTURE FROM: SEAL, RUBBER, FSN 5330-105-6886 | | EA | | 2 | | | | | | | | 78 | 1 |
| X1 | | CLOSEOUT: END PANEL 889213-15 (26533) | | EA | | 2 | | | | | | | | 78 | 2 |
| P F | | RIVET: EXTRUSION MTG MILR24243-7A604F (81349) | | EA | | V | REF | REF | REF | REF | REF | REF | REF | 78 | 3 |
| P F | 5320-956-7355 | RIVET: EXTRUSION NTG MILR242113-6A604H (81349) | | EA | | V | REF | REF | REF | REF | REF | REF | REF | 78 | 4 |
| X1 | | STRIP, THERMAL: END PANEL 889213-13 (26533) | | EA | | 2 | | | | | | | | 78 | 5 |
| X1 | | EXTRUSION: END PANEL 889213-11 (26533) | | EA | | 2 | | | | | | | | 78 | 6 |
| X1 | | CLOSEOUT 889213-17 (26533) | | EA | | 2 | | | | | | | | 78 | 7 |
| X1 | | ANGLE: PANEL BOTTOM 889213-29 (26533) | | EA | | 1 | | | | | | | | 78 | 8 |
| | | BOLT, MACHINE: TIE DOWN ASSEMBLY MTG MS90T7268 (96906) | | EA | | 34 | | | | | | | | 78 | 9 |

| (1) SMR CODE | (2) FEDERAL STOCK NUMBER | (3) DESCRIPTION REFERENCE NO. & MFR. CODE USABLE ON CODE | | (4) UNIT OF ISSUE | (5) QTY INC IN UNIT PACK | (6) QTY INC IN UNIT | (7) 30-DAY DS MAINT ALLOWANCE | | | (8) ILLUS- 30-DAY GS MAINT ALLOWANCE | | | (9) 1-YR ALW PER 100 EQUIP CNTGCTY | (10) ILLUS- TRATION | |
|--------------------|-----------------------------------|---|--|----------------------------|--------------------------------------|---------------------------------|--|-------|--------|--|-------|--------|--|---------------------------|--------------------|
| | | | | | | | (a) | (b) | (c) | (a) | (b) | (c) | | (a) FIG NO. | (b) ITEM NO. |
| | | | | | | | 1-20 | 21-50 | 51-100 | 1-20 | 21-50 | 51-100 | | | |
| F | | WASHER, FLAT: TIE DOWN ASSEMBLY MTG MS35333-40 (96906) | | EA | | 44 | | | | | | | | 78 | 10 |
| F | | WASHER, LOCK: TIE DOWN ASSEMBLY MTG MS27183-10 (96906) | | EA | | 44 | | | | | | | | 78 | 11 |
| P2F | 510-018-7425 | TIE DOWN ASSEMBLY 889267-1 (26533) | | EA | | 2 | REF | REF | REF | REF | REF | REF | | 78 | 12 |
| F | | SCREW, MACHINE: TIE DOWN PLATE MTG MS90726-3 (96906) | | EA | | 12 | | | | | | | | 78 | 13 |
| F | | WASHER, LOCK: TIE DOWN PLATE MTG MS27183-10 (96906) | | EA | | 12 | | | | | | | | 78 | 14 |
| F | | WASHER, FLAT: TIE DOWN PLATE MTG MS35333-40 (96906) | | EA | | 12 | | | | | | | | 78 | 15 |
| P F | 1670-885-0885 | RING, TIE DOWN SP2153 (96603) | | EA | | 2 | REF | REF | REF | REF | REF | REF | | 78 | 16 |
| X1 | | PLATE, TIE DOWN 889262-1 (26533) | | EA | | 2 | | | | | | | | 78 | 17 |
| X2F | | BOX, TIE DOWN ASSEMBLY Z48-72 (26533) | | EA | | 2 | | | | | | | | 78 | 18 |
| P F | 5340-042-8682 | INSERT: TIE DOWN BOX BN528-428-1-24 (97393) | | EA | | 54 | REF | REF | REF | REF | REF | REF | | 78 | 19 |
| F | | NUT, PLAIN, HEXAGON: BRACKET MTG MS21044N (96906) | | EA | | 2 | | | | | | | | 78 | 20 |
| F | | SCREW, MACHINE: BRACKET MTG MS24693-26 (96906) | | EA | | 5 | | | | | | | | 78 | 21 |
| F | | BOLT, MACHINE: BRACKET MTG MS90726-6 (96906) | | EA | | 4 | | | | | | | | 78 | 22 |
| P F | 5320-054-2608 | NUT, BLIND: BRACKET MTG BN360-632-2 (73197) | | EA | | 12 | 2 | 2 | 2 | 2 | 2 | 2 | 24 | 78 | 23 |
| P2F | 5340-022-3151 | BRACE: DOOR CLOSING RH446 (14557) | | EA | | 1 | * | * | * | * | * | * | 5 | 78 | 21 |

| (1) SMR CODE | (2) FEDERAL STOCK NUMBER | (3) DESCRIPTION REFERENCE NO. & MFR. CODE USABLE ON CODE | | (4) UNIT OF ISSUE | (5) QTY INC IN UNIT PACK | (6) QTY INC IN UNIT | (7) 30-DAY DS MAINT ALLOWANCE | | | (8) ILLUS- 30-DAY GS MAINT ALLOWANCE | | | (9) 1-YR ALW PER 100 EQUIP CNTGCTY | (10) ILLUS- TRATION | |
|--------------------|-----------------------------------|---|--|----------------------------|--------------------------------------|---------------------------------|--|-------|--------|--|-------|--------|--|---------------------------|-------------|
| | | | | | | | (a) | (b) | (c) | (a) | (b) | (c) | | (a) | (b) |
| | | | | | | | 1-20 | 21-50 | 51-100 | 1-20 | 21-50 | 51-100 | | FIG NO. | ITEM NO. |
| X1 | | ANGLE: OOR BRACE MTG 889213-49 (26533) | | EA | | 1 | | | | | | | | 78 | 25 |
| X2F | | DOUBLER: DOOR BRACE ANGLE 889213-47 (26533) | | EA | | 1 | | | | | | | | 78 | 26 |
| P F | 5320-932-1972 | RIVET: BOX MTG MILR24243-6A402H (81349) | | EA | | V | REF | REF | REF | REF | REF | REF | | 78 | 27 |
| X2F | | PLATE. COVER: OUTLET BOX 88928-1 (26533) | | EA | | 2 | | | | | | | | 78 | 28 |
| X1 | | BOX ASSEMBLY, OUTLET 889337-1 (26533) | | EA | | 2 | | | | | | | | 78 | 29 |
| P2F | 5410-022-2667 | PLATE. COVER: OUTLET BOX 8892869 (26533) | | EA | | 1 | * | * | * | * | * | * | 5 | 78 | 30 |
| X2F | | BOX ASSEMBLY, OUTLET 889337-5 (26533) | | EA | | 1 | | | | | | | | 78 | 31 |
| X2F | | GUSSET ASSEMBLY, PANEL 889183-1 (26533) | | EA | | 2 | | | | | | | | 78 | 32 |
| M F | | CLOSEOUT: PANEL TOP 889213-21 (26533) MANUFACTURE FROM: PHENOLIC LAMINATE, (81348) L-P-00513, TYPE PB6 | | EA | | 1 | | | | | | | | 78 | 33 |
| M F | | CLOSEOUT, PANEL BOTTOM 889213-25 (26533) MANUFACTURE FROM: PHENOLIC LAMINATE, (81348) L-P-00513, TYPE PB6 | | EA | | 1 | | | | | | | | 78 | 34 |
| M F | | CLOSEOUT: DOOR, PANEL SIDE, UPPER AND LOWER 889213-19 (26533) MANUFACTURE FROM: PHENOLIC LAMINATE, (81348) L-P-00513, TYPE PB6 | | EA | | 2 | | | | | | | | 78 | 35 |
| M F | | CLOSEOUT: DOOR, PANEL SIDE, SIDES 889213-27 (26533) MANUFACTURE FROM: PHENOLIC LAMINATE, (81348) L-P-QQ513, TYPE PR6 | | EA | | 1 | | | | | | | | 78 | 36 |

| (1) SMR CODE | (2) FEDERAL STOCK NUMBER | (3) DESCRIPTION REFERENCE NO. & MFR. CODE USABLE ON CODE | | (4) UNIT OF ISSUE | (5) QTY INC IN UNIT PACK | (6) QTY INC IN UNIT | (7) 30-DAY DS MAINT ALLOWANCE | | | (8) ILLUS- 30-DAY GS MAINT ALLOWANCE | | | (9) 1-YR ALW PER 100 EQUIP CNTGCTY | (10) ILLUS- TRATION | |
|--------------------|-----------------------------------|---|--|----------------------------|--------------------------------------|---------------------------------|--|-------|--------|--|-------|--------|--|---------------------------|--------------------|
| | | | | | | | (a) | (b) | (c) | (a) | (b) | (c) | | (a) FIG NO. | (b) ITEM NO. |
| | | | | | | | 1-20 | 21-50 | 51-100 | 1-20 | 21-50 | 51-100 | | | |
| X1 | | PANEL ASSEMBLY, CUTOUT, FIXED END 889339-1 (26533) | | EA | | 1 | | | | | | | | 78 | 37 |
| F | | SCREW, MACHINE: ELECTRICAL OUTLET BOX MTG MS35224-81 (96906) | | EA | | 12 | | | | | | | | 79 | 1 |
| X2F | | PANEL ASSEMBLY, ELECTRICAL OUTLET BOX 889308-1 (26533) | | EA | | 1 | | | | | | | | 79 | 2 |
| P F | 5320-882-8388 | RIVET: TIE DOWN RING PLATE MTG MI LR24243-6A403H (81349) | | EA | | V | REF | REF | REF | REF | REF | REF | REF | 79 | 3 |
| X2F | | PLATE, TIE DOWN RING 889219-1 (26533) | | EA | | 2 | | | | | | | | 79 | 4 |
| P F | 5410-022-2655 | RING, TIE DOWN SP2804-2 (96603) | | EA | | 2 | REF | REF | REF | REF | REF | REF | REF | 79 | 5 |
| X2F | | SPACER, JACK TOP 889213-43 (26533) | | EA | | 2 | | | | | | | | 79 | 6 |
| P F | 5340-044-5269 | INSERT, SCREW MOUNTING: JACK TOP PLATE SL601-12C (97393) | | EA | | 14 | REF | REF | REF | REF | REF | REF | REF | 79 | 7 |
| M F | | CLOSEOUT, PANEL TOP 889213-23 (26533) MANUFACTURE FROM: PHENOLIC LAMINATE, (81348) L-P-00513, TYPE PB6 | | EA | | 1 | | | | | | | | 79 | 8 |
| X1 | | ANGLE, DOOR, TOP 889213-39 (26533) | | EA | | 2 | | | | | | | | 79 | 9 |
| X1 | | ANGLE, DOOR SIDES 889213-41 (26533) | | EA | | 2 | | | | | | | | 79 | 10 |
| X2F | | SPACER, PANEL 889213-31 (26533) | | EA | | 4 | | | | | | | | 79 | 11 |
| M F | | SEAL, PANEL, SIDE 889213-33 (26533) MANUFACTURE FROM: TUBE, POLYURETHANE FOAM, (26533) 100TF, CHARCOAL | | EA | | 2 | | | | | | | | 79 | 12 |

| (1) SMR CODE | (2) FEDERAL STOCK NUMBER | (3) DESCRIPTION REFERENCE NO. & MFR. CODE USABLE ON CODE | | (4) UNIT OF ISSUE | (5) QTY INC IN UNIT PACK | (6) QTY INC IN UNIT | (7) 30-DAY DS MAINT ALLOWANCE | | | (8) ILLUS- 30-DAY GS MAINT ALLOWANCE | | | (9) 1-YR ALW PER 100 EQUIP CNTGCTY | (10) ILLUS- TRATION | |
|--------------------|-----------------------------------|---|--|----------------------------|--------------------------------------|---------------------------------|--|-------|--------|--|-------|--------|--|---------------------------|--------------------|
| | | | | | | | (a) | (b) | (c) | (a) | (b) | (c) | | (a) FIG NO. | (b) ITEM NO. |
| | | | | | | | 1-20 | 21-50 | 51-100 | 1-20 | 21-50 | 51-100 | | | |
| P F | 5320-226-3686 | RIVET, SOLID: DOUBLE PLATE MTG MILR24243-7A403H (81349) | | EA | | V | REF | REF | REF | REF | REF | REF | REF | 79 | 13 |
| X2F | | PLATE, DOUBLER 88928&1 (26533) | | EA | | 2 | | | | | | | | 79 | 14 |
| P F | 5310-194-8023 | RIVNUT: PANEL A10B130 (03481) | | EA | | 3 | REF | REF | REF | REF | REF | REF | REF | 79 | 15 |
| F | | BOLT, MACHINE: LATCH MTG MS90725-60 (96906) | | EA | | 4 | | | | | | | | 79 | 16 |
| F | | WASHER, LOCK: LATCH MTG MS35333-42 (96906) | | EA | | 5 | | | | | | | | 79 | 17 |
| P F | 6605-872-2076 | LATCH: PANEL NTG ZSP2-216 (26533) | | EA | | 2 | REF | REF | REF | REF | REF | REF | REF | 79 | 18 |
| P F | 5320-105-4244 | NUT, RIVET TYPE: LATCH MTG BN528-6-24 (73197) | | EA | | 4 | * | 2 | 2 | * | 2 | 2 | 22 | 79 | 19 |
| F | | SCREW, MACHINE: BRACKET MTG AN:515C6R6 (88044) | | EA | | 2 | | | | | | | | 79 | 20 |
| F | | WASHER, LOCK: BRACKET MTG AN960C6L (80044) | | EA | | 2 | | | | | | | | 79 | 21 |
| P F | 5340-022-3159 | BRACKET, MOBILIZER AB9051-4 (19704) | | EA | | 2 | REF | REF | REF | REF | REF | REF | REF | 79 | 22 |
| P F | 5320-874-4477 | RIVET: CUTTER NTG MILR24243-7A402H (81349) | | EA | | V | REF | REF | REF | REF | REF | REF | REF | 79 | 23 |
| P2F | 5410-022-2668 | GUTTER, OVER DOOR ZSD01-130-1 (26533) | | EA | | 1 | * | * | * | * | * | * | 5 | 79 | 2 |
| X2F | | PANEL ASSEMBLY: FIXED FLOOR 889189-1 (26533) | | EA | | 1 | | | | | | | | 80 | 1 |
| P2F | 5340-042-8665 | HINGE HALF: PANEL 889177-2 (26533) | | EA | | 2 | REF | REF | REF | REF | REF | REF | REF | 80 | 2 |
| F | | SCREW, MACHINE: BRACKET MTG MS90726-34 (9690c6) | | EA | | 6 | | | | | | | | 80 | 3 |

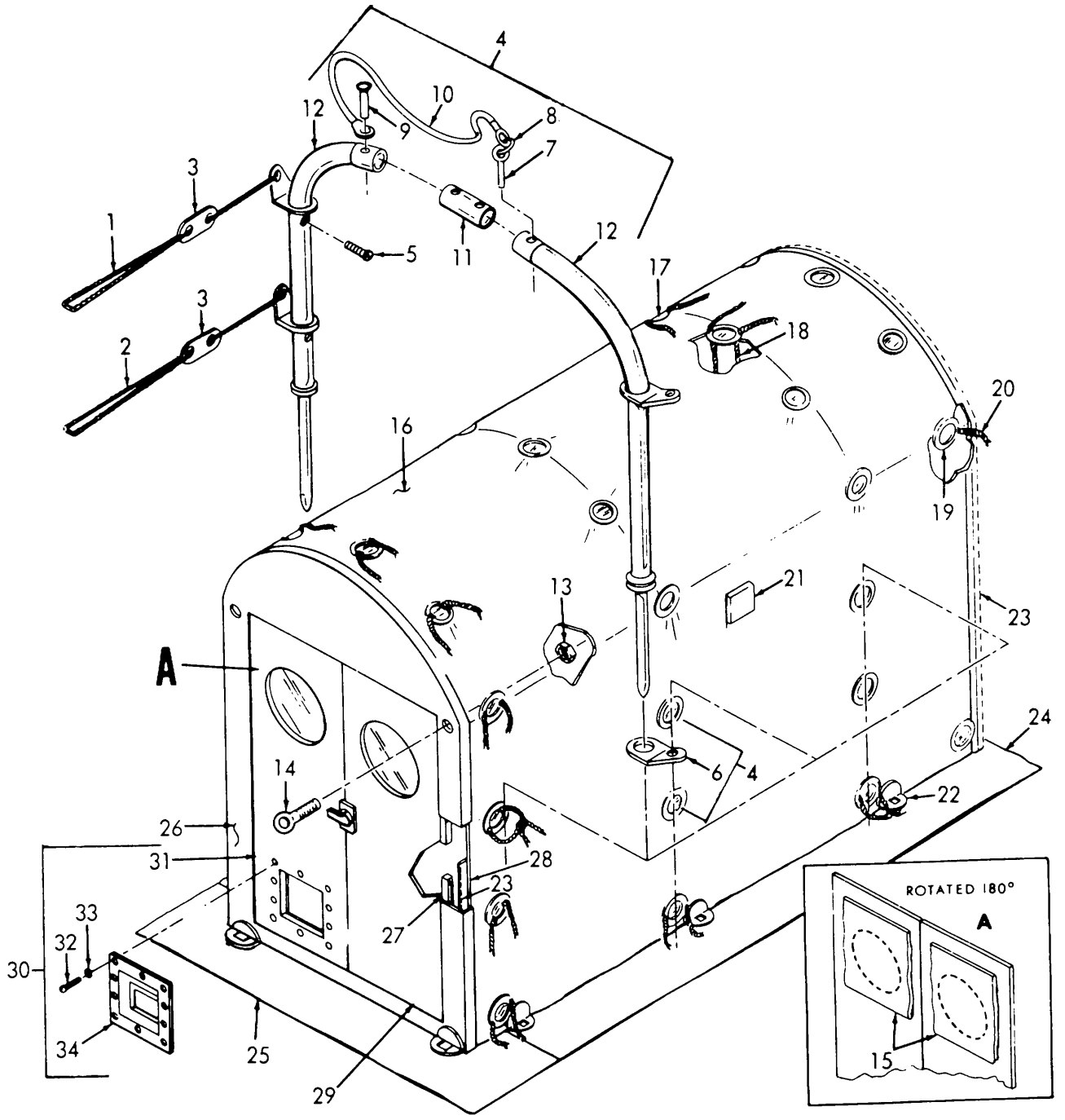
| (1) SMR CODE | (2) FEDERAL STOCK NUMBER | (3) DESCRIPTION REFERENCE NO. & MFR. CODE USABLE ON CODE | | (4) UNIT OF ISSUE | (5) QTY INC IN UNIT PACK | (6) QTY INC IN UNIT | (7) 30-DAY DS MAINT ALLOWANCE | | | (8) ILLUS- 30-DAY GS MAINT ALLOWANCE | | | (9) 1-YR ALW PER 100 EQUIP CNTGCTY | (10) ILLUS- TRATION | |
|--------------------|-----------------------------------|---|--|----------------------------|--------------------------------------|---------------------------------|--|-------|--------|--|-------|--------|--|---------------------------|-------------|
| | | | | | | | (a) | (b) | (c) | (a) | (b) | (c) | | (a) | (b) |
| | | | | | | | 1-20 | 21-50 | 51-100 | 1-20 | 21-50 | 51-100 | | FIG NO. | ITEM NO. |
| F | | WASHER, FLAT: TOWING BRACKET AN960-516 (88044) | | EA | | 6 | | | | | | | | 80 | 4 |
| X2F | | BRACKET ASSEMBLY: TOWING 889257-1 (26533) | | EA | | 4 | | | | | | | | 80 | 5 |
| P F | 5320-117-6830 | RIVET: BRACKET MS20470AD-8 (96906) | | EA | | 5 | 2 | 2 | 2 | 2 | 2 | 24 | | 80 | 6 |
| F | 5340-042-8682 | NUT, BLIND: TOWING BRACKET MTG BN528-428-1-24 (73197) | | EA | | 24 | REF | REF | REF | REF | REF | REF | | 80 | 7 |
| F | | SCREW, MACHINE: BRACKET MTG MS90726-34 (96906) | | EA | | 48 | | | | | | | | 80 | 8 |
| F | | WASHER, FLAT: BRACKET MTG MS27183-12 (96906) | | EA | | 48 | | | | | | | | 80 | 9 |
| F | | WASHER, FLAT-: BRACKET MTG MS35333-41 (96906) | | EA | | 48 | | | | | | | | 80 | 10 |
| P F | 5410-22-2660 | BRACKET ASSEMBLY, LEFT: TRANSPORTER 88198-1 (26533) | | EA | | 1 | * | 2 | 2 | * | 2 | 2 | 13 | 80 | 11 |
| P F | 5410-022-2661 | BRACKET ASSEMBLY, RIGHT: TRANSPORTER 889198-2 (26533) | | EA | | 1 | * | 2 | 2 | * | 2 | 2 | 13 | 80 | 11 |
| X1 | | BRACKET ASSEMBLY: TRANSPORTER 889198-3 (26533) | | EA | | 2 | | | | | | | | 80 | 11 |
| P F | 5410-018-74162 | INSERT, CHANNEL: SUPPORT ASSEMBLY SL601-5-12C (97393) | | EA | | 48 | 2 | 2 | 2 | 2 | 2 | 24 | | 80 | 12 |
| F | | SCREW, MACHINE: SUPPORT MTG MS90726-8 (96906) | | EA | | 51 | | | | | | | | 80 | 13 |
| F | | WASHER, FLAT: SUPPORT MTG MS27183-10 (96906) | | EA | | 32 | | | | | | | | 80 | 11 |
| F | | WASHER, FLAT: SUPPORT MTG MS35333-40 (96906) | | EA | | 32 | | | | | | | | 80 | 15 |
| P F | 5401-022-2663 | SUPPORT ASSEMBLY, SIDE: TRANSPORTER 889203-1 (26533) | | EA | | 4 | * | * | 2 | * | * | 2 | 11 | 80 | 16 |

| (1) SMR CODE | (2) FEDERAL STOCK NUMBER | (3) DESCRIPTION REFERENCE NO. & MFR. CODE USABLE ON CODE | | (4) UNIT OF ISSUE | (5) QTY INC IN UNIT PACK | (6) QTY INC IN UNIT | (7) 30-DAY DS MAINT ALLOWANCE | | | (8) ILLUS- 30-DAY GS MAINT ALLOWANCE | | | (9) 1-YR ALW PER 100 EQUIP CNTG CY | (10) ILLUS- TRATION | |
|--------------------|-----------------------------------|---|--|----------------------------|--------------------------------------|---------------------------------|--|-------|--------|--|-------|--------|---|---------------------------|--------------------|
| | | | | | | | (a) | (b) | (c) | (a) | (b) | (c) | | (a) FIG NO. | (b) ITEM NO. |
| | | | | | | | 1-20 | 21-50 | 51-100 | 1-20 | 21-50 | 51-100 | | | |
| X2F | | SPACER: SUPPORT MTG 889189-23 (26533) | | EA | | 4 | | | | | | | | 80 | 17 |
| P F | 5340-042-8683 | NUT, BLIND: SUPPORT BN528-428-3-24 (73197) | | EA | | 59 | REF | REF | REF | REF | REF | REF | | 80 | 18 |
| P F | 5410-102-9816 | PIN, DETENT: INSERT MTG BLD 35L10 (84256) | | EA | | 1 | * | 2 | 2 | * | 2 | 2 | 13 | 80 | 19 |
| F | | SCREW, MACHINE: GROUND ROO MTG AN515C6R6 (88044) | | EA | | 1 | | | | | | | | 80 | 20 |
| F | | SCREW, MACHINE: GROUND ROO MTG AN507C632R6 (880o14) | | EA | | 1 | | | | | | | | 80 | 21 |
| F | | WASHER, FLAT: GROUND ROO MTG AN960C6L (88014) | | EA | | 1 | | | | | | | | 80 | 22 |
| X2F | | ROD, GROUND: SKID 889340-3 (26533) | | EA | | 1 | | | | | | | | 80 | 23 |
| P F | 5320-882-8386 | RIVET: SEAL AND HINGE MTG MILR24243-6A404H (81349) | | EA | | V | REF | REF | REF | REF | REF | REF | REF | 80 | 24 |
| P F | 5320-882-388 | RIVET: SEAL MTG MI LR24243-6A403H (81349) | | EA | | V | REF | REF | REF | REF | REF | REF | REF | 80 | 25 |
| X2F | | ANGLE, SEAL 889217-1 (26533) | | EA | | 2 | | | | | | | | 80 | 26 |
| X2F | | GUARD, PANEL 889189-47 (26533) | | EA | | 1 | | | | | | | | 80 | 27 |
| X2F | | GUARD, PANEL 889189-49 (26533) | | EA | | 2 | | | | | | | | 80 | 28 |
| X2F | | SKID ASSEMBLY, FLOOR 889193-1 (26533) | | EA | | 2 | | | | | | | | 80 | 29 |
| F | | RIVET: CHANNEL MTG MS20426AD3-5 (96906) | | EA | | 74 | | | | | | | | 80 | 30 |
| X2F | | CHANNEL ASSEMBLY, SKID 889193-3 (26533) | | EA | | 2 | | | | | | | | 80 | 31 |

| (1) SMR CODE | (2) FEDERAL STOCK NUMBER | (3) DESCRIPTION REFERENCE NO. & MFR. CODE USABLE ON CODE | | (4) UNIT OF ISSUE | (5) QTY INC IN UNIT PACK | (6) QTY INC IN UNIT | (7) 30-DAY DS MAINT ALLOWANCE | | | (8) ILLUS- 30-DAY GS MAINT ALLOWANCE | | | (9) 1-YR ALW PER 100 EQUIP CNTGCTY | (10) ILLUS- TRATION | |
|--------------------|-----------------------------------|--|--|----------------------------|--------------------------------------|---------------------------------|--|-------|--------|--|-------|--------|--|---------------------------|-------------|
| | | | | | | | (a) | (b) | (c) | (a) | (b) | (c) | | (a) | (b) |
| | | | | | | | 1-20 | 21-50 | 51-100 | 1-20 | 21-50 | 51-100 | | FIG NO. | ITEM NO. |
| P F | | RIVET: EXTRUSION MTG MILR24243-7A603H (81349) | | EA | | V | 2 | 2 | 2 | 2 | 2 | 2 | 24 | 80 | 32 |
| F | 5310-780-1042 | NUT, PLATE: CHANNEL MTG MS21060-4W (96906) | | EA | | 30 | 4 | 7 | 15 | 4 | 7 | 15 | 174 | 80 | 33 |
| P2F | 5410-018-7460 | EXTRUSION: SKIP 889193-11 (26533) | | EA | | 1 | * | * | * | * | * | * | 5 | 80 | 34 |
| F | 5310-709-6437 | RIVNUT: COVER MTG AS7B211 (25472) | | EA | | 134 | 2 | 2 | 3 | 2 | 2 | 3 | 36 | 80 | 35 |
| P F | 5310-188-7944 | RIVNUT: CLANP MTG A6E1160 (25472) | | EA | | 4 | 2 | 2 | 2 | 2 | 2 | 2 | 24 | 80 | 36 |
| | | GROUP 07 - REPAIR KIT | | | | | | | | | | | | | |
| P20 | 5410-762-9137 | REPAIR KIT ASSEMBLY, SHELTER 889351-1 (26533) | | EA | | 1 | * | * | * | * | * | * | 5 | 81 | |
| P 0 | 9320-103-2473 | CORE, 2.90 IN. THICK 889351-25 (26533) | | EA | | 1 | 2 | 2 | 2 | 2 | 2 | 2 | 24 | 81 | 1 |
| P 0 | 9320-103-2472 | CORE, 1.92 IN. THICK 889351-23 (26533) | | EA | | 1 | 2 | 2 | 2 | 2 | 2 | 2 | 24 | 81 | 2 |
| P 0 | | PHENOLIC, 12 X 2.00 X 12.0, MIL SPEC L-P-00513 TYPE PB6 889351-27 (26533) | | EA | | 2 | 2 | 2 | 2 | 2 | 2 | 2 | 24 | 81 | 3 |
| P 0 | | PHENOLIC, 12 X 3.00 X 120.0, MIL SPEC L-P-00513 TYPE PB6 889351-29 (26533) | | EA | | 2 | 2 | 2 | 2 | 2 | 2 | 2 | 24 | 81 | 4 |
| P 0 | 7220-102-4006 | FACING, 3.0 X 18.0 X .050 889351-33 (26533) | | EA | | 8 | * | * | 2 | * | * | 2 | 6 | 81 | 5 |
| P 0 | 7220-102-4007 | FACING, 15.0 X 15.0 X .050 889351-31 (26533) | | EA | | 3 | * | * | 2 | * | * | 2 | 11 | 81 | 6 |
| P 0 | 7220-102-4005 | FLOORING, 24 IN. X 24 IN., VELSTAT 889351-35 (17325) | | EA | | 1 | 8 | 15 | 30 | 8 | 15 | 3 | 364 | 81 | 7 |

| (1) SMR CODE | (2) FEDERAL STOCK NUMBER | (3) DESCRIPTION REFERENCE NO. & MFR. CODE USABLE ON CODE | | (4) UNIT OF ISSUE | (5) QTY INC IN UNIT PACK | (6) QTY INC IN UNIT | (7) 30-DAY DS MAINT ALLOWANCE | | | (8) ILLUS- 30-DAY GS MAINT ALLOWANCE | | | (9) 1-YR ALW PER 100 EQUIP CNTGCTY | (10) ILLUS- TRATION | |
|--------------------|-----------------------------------|---|--|----------------------------|--------------------------------------|---------------------------------|--|-------|--------|--|-------|--------|--|---------------------------|-------------|
| | | | | | | | (a) | (b) | (c) | (a) | (b) | (c) | | (a) | (b) |
| | | | | | | | 1-20 | 21-50 | 51-100 | 1-20 | 21-50 | 51-100 | | FIG NO. | ITEM NO. |
| P 0 | 5330-105-8666 | SEAL, 6 FT LG, ZSD-113-116 889351-37 (26533) | | EA | | 1 | 2 | 2 | 4 | 2 | 2 | 4 | 48 | 81 | 8 |
| P 0 | 5330-106-2905 | SEAL, 6 FT LG, ZSD-13-122 889351-39 (26533) | | EA | | 1 | 2 | 4 | 8 | 2 | 4 | 8 | 96 | 81 | 9 |
| P 0 | 5330-1058667 | SEAL, 6 FT LG, ZSD-13-124 889351-41 (26533) | | EA | | 1 | 2 | 4 | 8 | 2 | 4 | 8 | 96 | 81 | 10 |
| P 0 | 5330-105-6886 | SEAL, 6 FT LG, ZSD-13-125 889351-43 (26533) | | EA | | 1 | 2 | 2 | 4 | 2 | 2 | 4 | 48 | 81 | 11 |
| P 0 | 5330-0105-6885 | SEAL, 6 FT LG, ZSD-13-126 889351-45 (26533) | | EA | | 1 | 2 | 2 | 4 | 2 | 2 | 4 | 48 | 81 | 12 |
| P 0 | 5330-106-0531 | SEAL, 6 FT LG, ZSD-13-127 889351-47 (26533) | | EA | | 1 | 6 | 12 | 24 | 6 | 12 | 24 | 284 | 81 | 13 |
| P 0 | | SEAL, 6.0 X 6.0 X .50 IN. THICK, TAPE, POLYURETHANE, FOAM, 100 FT, CHARCOAL 889351-49 (26533) | | EA | | 1 | 2 | 2 | 4 | 2 | 2 | 4 | 48 | 81 | 14 |
| P 0 | 9320-285-1980 | SEAL, .06 X .50 X 4.00 FT LG, NEOPRENE, MIL-R-6855, CLASS 2, GROUP 4 889351-51 (26533) | | EA | | 1 | 2 | 4 | 8 | 2 | 4 | 8 | 96 | 81 | 15 |
| P 0 | 5330-141-2351 | SEAL, .75 X .75 X 4.00 FT LG, SILICONE RUBBER, AMS3195 889351-53 (26533) | | EA | | 1 | 2 | 2 | 2 | 2 | 2 | 2 | 24 | 81 | 16 |
| P 0 | | TAPE, MYLAR, 2.00 IN.WIDE 889351-55 (17325) | | RL | | 1 | 2 | 2 | 2 | 2 | 2 | 2 | 24 | 81 | 17 |
| P 0 | 5350-584-4653 | EMERY CLOTH, 9 X 11 SHEETS 889351-57 (26533) | | EA | | 6 | 2 | 2 | 2 | 2 | 2 | 2 | 24 | 81 | 18 |
| P 0 | | CUP MIXING 889351-59 (26533) | | EA | | 12 | 2 | 2 | 4 | 2 | 2 | 4 | 48 | 81 | 19 |
| X20 | | PADDLE, MIXING 889351-61 (26533) | | EA | | 12 | | | | | | | | 81 | 20 |
| P 0 | 5320-932-1972 | RIVET MILR24243-6A402H (81349) | | EA | | 200 | REF | REF | REF | REF | REF | REF | REF | 81 | 21 |

| (1) SMR CODE | (2) FEDERAL STOCK NUMBER | (3) DESCRIPTION REFERENCE NO. & MFR. CODE USABLE ON CODE | | (4) UNIT OF ISSUE | (5) QTY INC IN UNIT PACK | (6) QTY INC IN UNIT | (7) 30-DAY DS MAINT ALLOWANCE | | | (8) ILLUS- 30-DAY GS MAINT ALLOWANCE | | | (9) 1-YR ALW PER 100 EQUIP CNTGCTY | (10) ILLUS- TRATION | |
|--------------------|-----------------------------------|---|----|----------------------------|--------------------------------------|---------------------------------|--|-------|--------|--|-------|--------|--|---------------------------|--------------------|
| | | | | | | | (a) | (b) | (c) | (a) | (b) | (c) | | (a) FIG NO. | (b) ITEM NO. |
| | | | | | | | 1-20 | 21-50 | 51-100 | 1-20 | 21-50 | 51-100 | | | |
| P 0 | 5320-874-4477 | RIVET MILR24243-7A402H (81349) | EA | | 200 | REF | REF | REF | REF | REF | REF | REF | 81 | 22 | |
| 0 | | SCREW, MACHINE MS21207-8-6 (96906) | EA | | 200 | | | | | | | | 81 | 23 | |
| P 0 | 5120-101-7149 | RIVETER, HAND PRG402-8 (07707) | EA | | 1 | * | 2 | 2 | * | 2 | 2 | 12 | 81 | 24 | |
| P 0 | 5120-109-5384 | NOSE PIECE, HAND RIVETER PRN314 (07707) | EA | | 1 | * | 2 | 2 | * | 2 | 2 | 12 | 81 | 25 | |
| P 0 | 8040-027-7988 | ADHESIVE: FOR FLOORING 1705A-1 (17325) | PT | | 1 | 8 | 15 | 30 | 8 | 15 | 30 | 364 | 81 | 26 | |
| P 0 | 8040-027-8041 | ADHESIVE, HARDNER Z100A (26533) | QT | | 2 | * | 2 | 2 | * | 2 | 2 | 23 | 81 | 27 | |
| P 0 | | ADHESIVE, RESIN Z1008 (26533) | QT | | 2 | * | 2 | 2 | * | 2 | 2 | 23 | 81 | 28 | |
| X1 | | BAG, COTTON 3x4 (26533) | EA | | 1 | | | | | | | | 81 | 29 | |
| X2F | | BOX ASSEMBLY, KIT 889351-3 (26533) | EA | | 1 | | | | | | | | 81 | 30 | |
| P F | 8010-854-9550 | PRIMER, CATI-COATEPOXY E2GP15 (15210) | GL | | 1 | 2 | 2 | 2 | 2 | 2 | 2 | 24 | | | |
| P 0 | 8010 -054-1834 | ENAML, GREEN, INTERIOR WALL H79GP6-V66KP17 (15210) | GL | | 1 | 2 | 2 | 2 | 2 | 2 | 2 | 24 | | | |
| P 0 | 8010-054-1823 | ENAMEL, GREEN, INTERIOR CEILING H75GP-B6KP17 (15210) | GL | | 1 | 2 | 2 | 2 | 2 | 2 | 2 | 24 | | | |
| P 0 | 8010-069-1266 | ENAMEL, O.D. LUSTERLESS TTE527COLOR34087 (81348) | GL | | 1 | 2 | 2 | 2 | 2 | 2 | 2 | 24 | | | |
| P 0 | | PAINT, STENCIL, WHITE TTE527COLOR3787 (81348) | QT | | 1 | * | * | 2 | * | * | 2 | 11 | | | |
| P 0 | | PAINT, STENCIL, BLACK TTE527COLOR37038 (81348) | QT | | 1 | * | * | 2 | * | * | 2 | 11 | | | |
| P 0 | 8010-472-5512 | PAINT, STENCIL, RED TTE527COLOR31136 (81348) | QT | | 1 | * | * | 2 | * | * | 2 | 11 | | | |

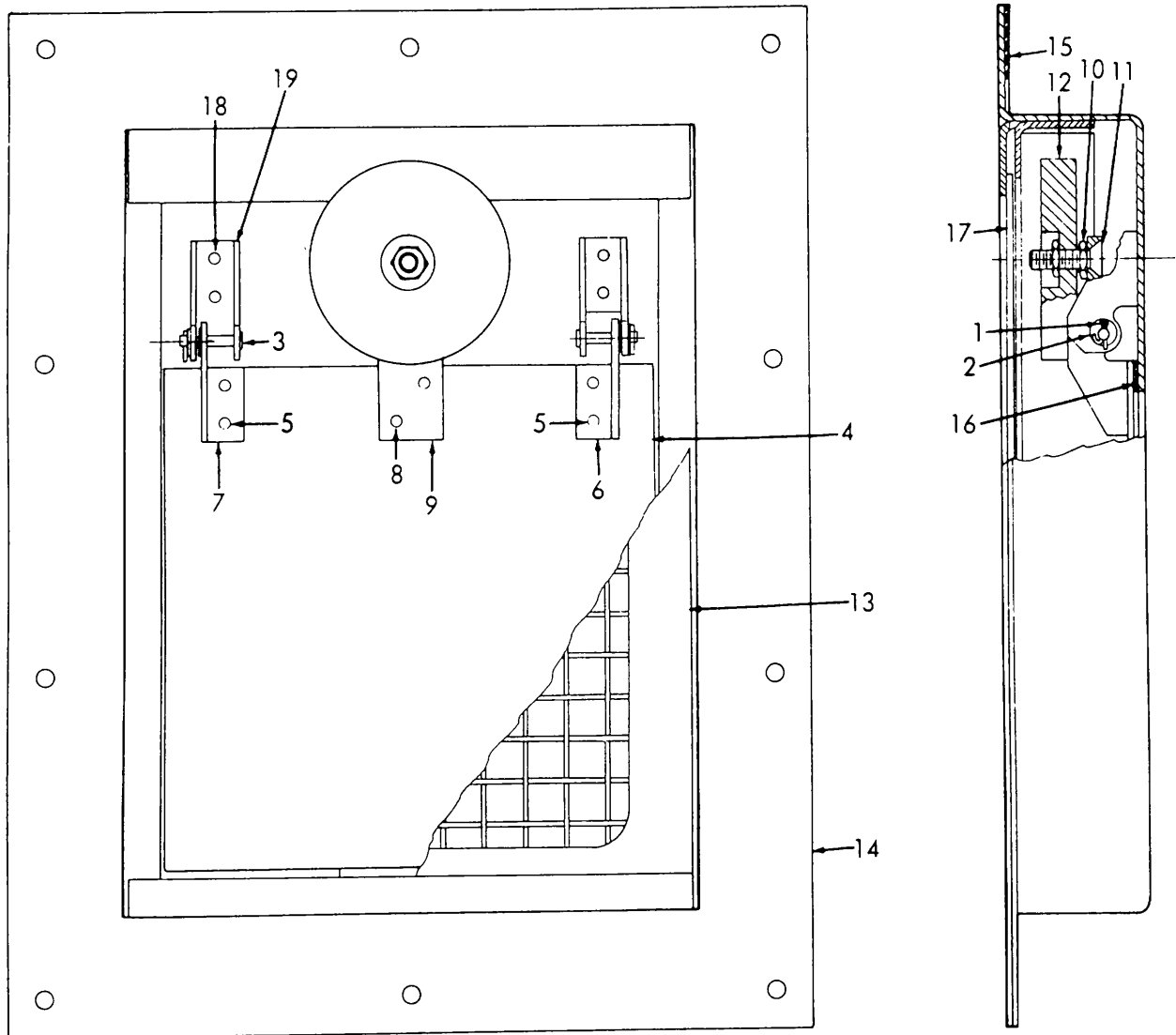


ME 5410-221-24P/1

Figure No. 1 Airlock Chamber

LEGEND TO PARTS, FIGURE 1

| ITEM NO. | GROUP | ITEM NAME | ITEM NO. | GROUP | ITEM NAME |
|----------|-------|-------------|----------|-------|-----------|
| 1 | 01 | ROPE | 18 | 01 | PATCH AY |
| 2 | 01 | ROPE | 19 | 01 | PATCH AY |
| 3 | 01 | SLIP | 20 | 01 | CORD |
| 4 | 01 | BOW AY | 21 | 01 | PATCH AY |
| 5 | 01 | SCREW | 22 | 01 | PATCH AY |
| 6 | 01 | BRACKET | 23 | 01 | ZIPPER |
| 7 | 01 | PIN | 24 | 01 | APRON |
| 8 | 01 | RING | 25 | 01 | APRON |
| 9 | 01 | RIVET | 26 | 01 | PANEL AY |
| 10 | 01 | LANYARD | 27 | 01 | ZIPPER |
| 11 | 01 | BOW SUPPORT | 28 | 01 | TAPE |
| 12 | 01 | BOW | 29 | 01 | DOOR AY |
| 13 | 01 | NUT | 30 | 01 | D3OR AY |
| 14 | 01 | EYEBOLT | 31 | 01 | DIOR AY |
| 15 | 01 | CURTAIN AY | 32 | 01 | SCREW |
| 16 | 01 | BODY AY | 33 | 01 | WASHER |
| 17 | 01 | SNAP AY | 34 | 01 | VALVE AY |

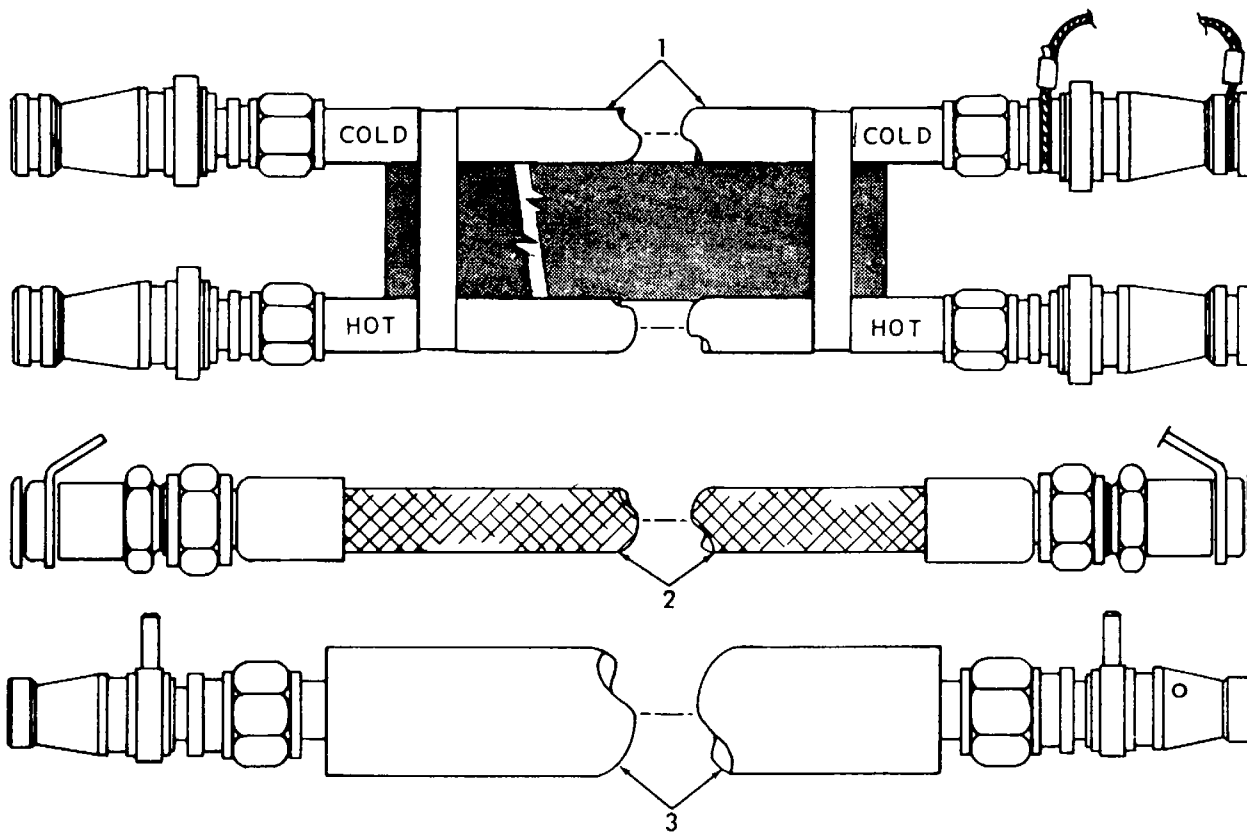


ME 5410-221-24P/2

Figure No. 2 Anti-Back Draft Valve

LEGEND TO PARTS, FIGURE 2

| ITEM NO. | GROUP | ITEM NAME | ITEM NO. | GROUP | ITEM NAME | ITEM NO. | GROUP | ITEM NAME |
|----------|-------|-----------|----------|-------|---------------|----------|-------|------------|
| 1 | 01 | PIN | 8 | 01 | RIVET | 14 | 01 | HOUSING AY |
| 2 | 01 | WASHER | 9 | 01 | SUPPORT | 15 | 01 | GASKET |
| 3 | 01 | PIN | 10 | 01 | NUT | 16 | 01 | GASKET |
| 4 | 01 | DAMPER AY | 11 | 01 | SCREW | 17 | 01 | GASKET |
| 5 | 01 | RIVET | 12 | 01 | COUNTERWEIGHT | 18 | 01 | RIVET |
| 6 | 01 | HINGE | 13 | 01 | GRILLE AY | 19 | 01 | HINGE |

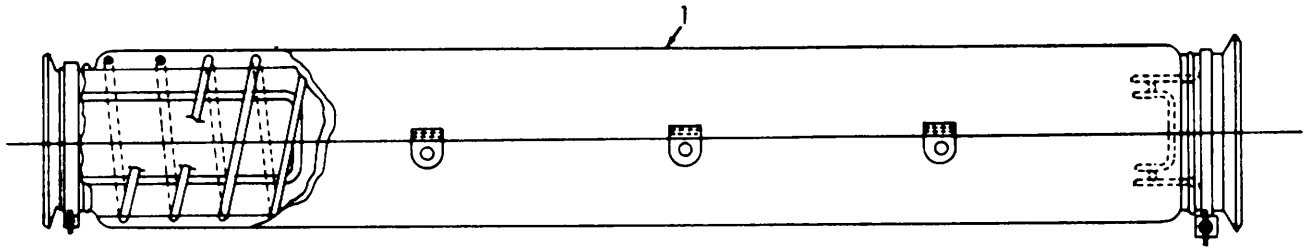


ME 5410-221-24P/3

Figure No. 3 Vacuum And Water Hose

LEGEND TO PARTS, FIGURE 3

| ITEM NO. | GROUP | ITEM NAME |
|----------|-------|-----------|
| 1 | 02 | HOSE |
| 2 | 02 | HOSE AY |
| 3 | 02 | HOSE |

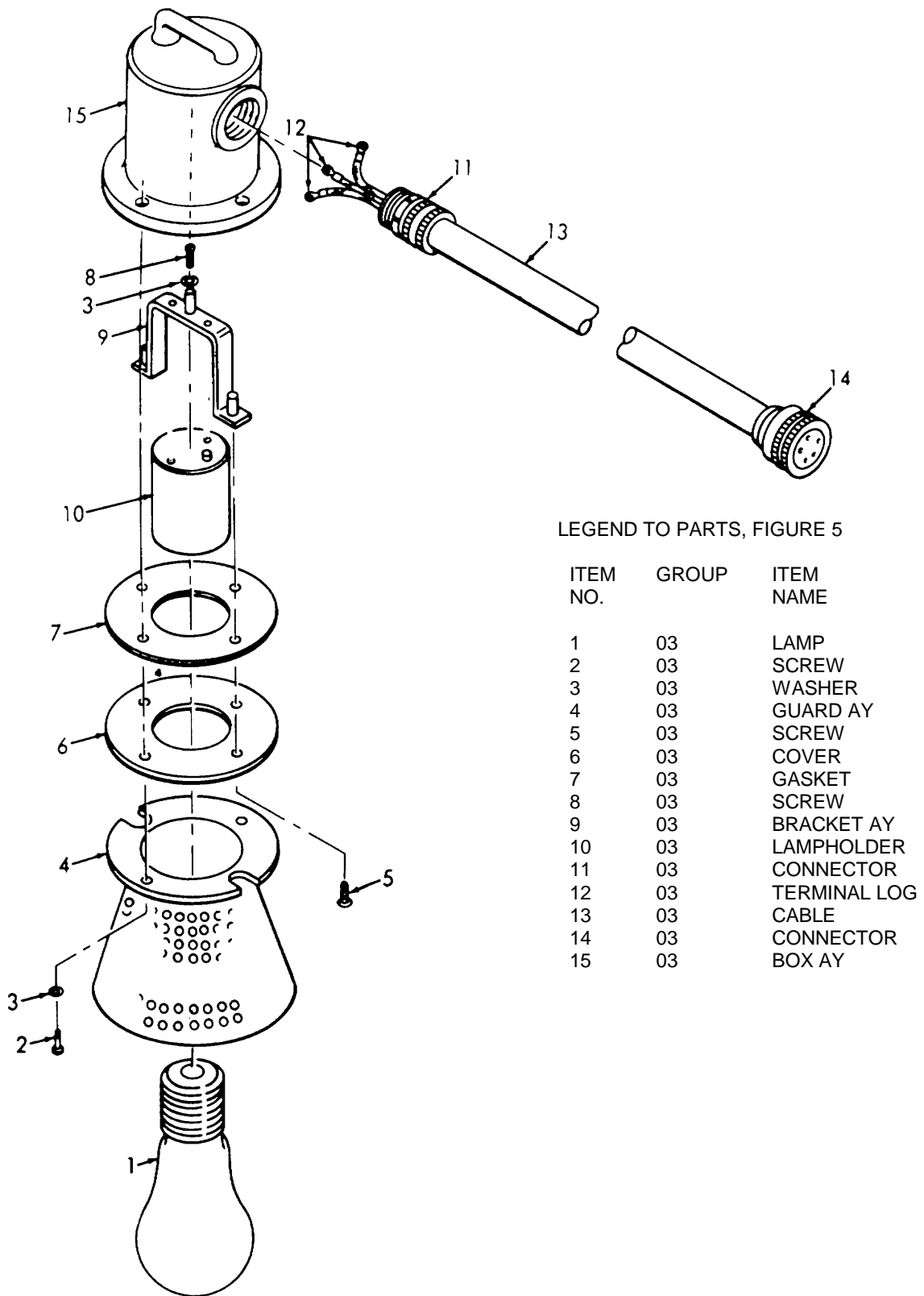


ME 5410-221-24P/4

Figure No. 4 Air Conditioning Duct

LEGEND TO PARTS, FIGURE ' 1

| ITEM NO. | GROUP NAME | ITEM |
|----------|------------|---------|
| 1 | 02 | DUCT AY |

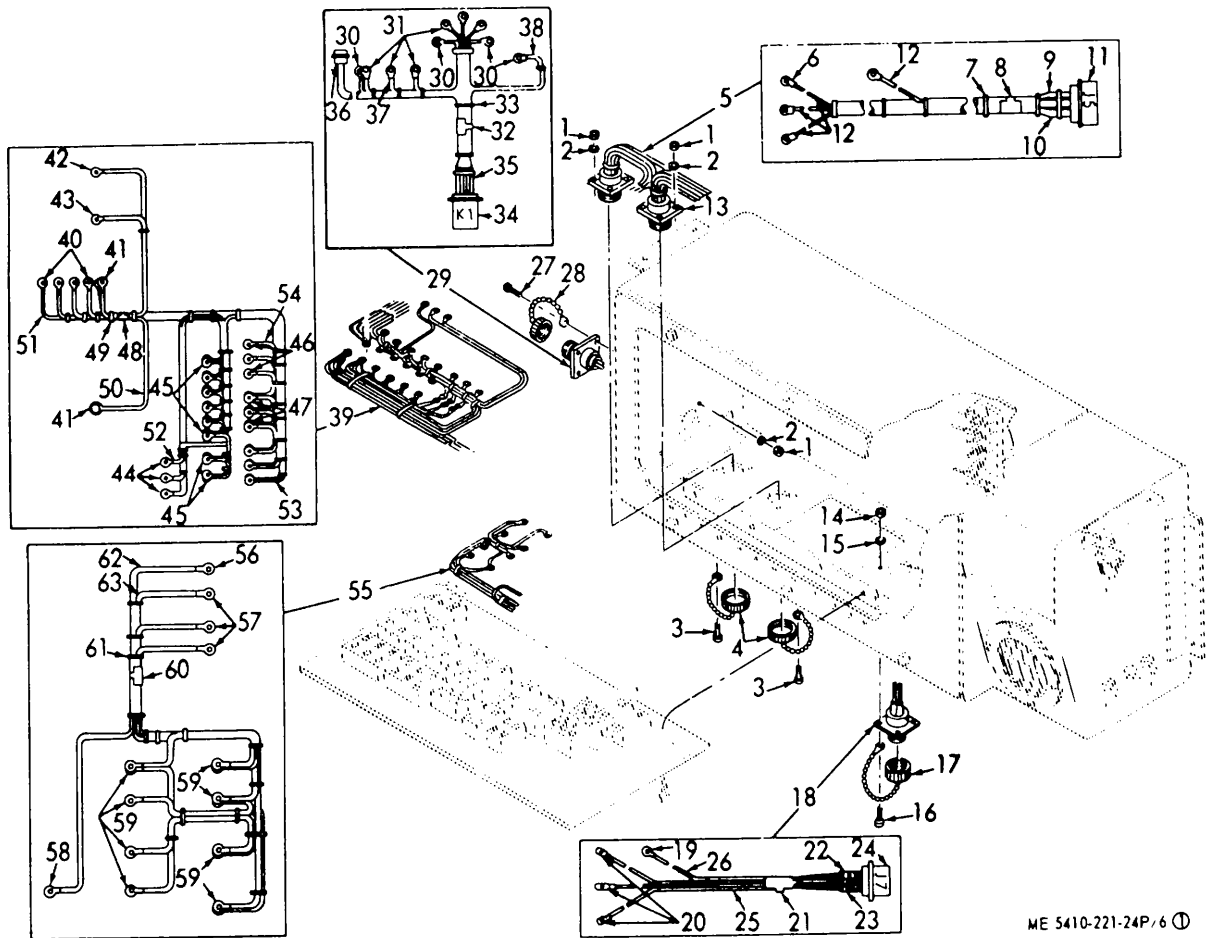


LEGEND TO PARTS, FIGURE 5

| ITEM NO. | GROUP | ITEM NAME |
|----------|-------|--------------|
| 1 | 03 | LAMP |
| 2 | 03 | SCREW |
| 3 | 03 | WASHER |
| 4 | 03 | GUARD AY |
| 5 | 03 | SCREW |
| 6 | 03 | COVER |
| 7 | 03 | GASKET |
| 8 | 03 | SCREW |
| 9 | 03 | BRACKET AY |
| 10 | 03 | LAMPHOLDER |
| 11 | 03 | CONNECTOR |
| 12 | 03 | TERMINAL LOG |
| 13 | 03 | CABLE |
| 14 | 03 | CONNECTOR |
| 15 | 03 | BOX AY |

Figure No. 5 Air Lock Light

ME 5410-221-24P/5



ME 5410-221-24P/6 ①

Figure No. 6 (1) Control Panel

LEGEND TO PARTS, FIGURE 6 (1)

| ITEM NO. | GROUP | ITEM NAME | ITEM NO. | GROUP | ITEM NAME | ITEM NO. | GROUP | ITEM NAME |
|----------|-------|--------------|----------|-------|--------------|----------|-------|--------------|
| 1 | 03 | NUT | 22 | 03 | INSULATION | 43 | 03 | TERMINAL LUG |
| 2 | 03 | WASHER | 23 | 03 | INSULATION | 44 | 03 | TERMINAL LUG |
| 3 | 03 | SCREW | 24 | 03 | CONNECTOR | 45 | 03 | TERMINAL LUG |
| 4 | 03 | COVER | 25 | 03 | WIRE | 46 | 03 | TERMINAL LUG |
| 5 | 03 | HARNESS AY | 26 | 03 | WIRE | 47 | 03 | TERMINAL LUG |
| 6 | 03 | TERMINAL LUG | 27 | 03 | SCREW | 48 | 03 | STRAP |
| 7 | 03 | STRAP | 28 | 03 | COVER | 49 | 03 | STRAP |
| 9 | 03 | STRAP | 29 | 03 | HARNESS AY | 50 | 03 | WIRE |
| 9 | 03 | INSULATION | 30 | 03 | TERMINAL LUG | 51 | 03 | WIRE |
| 10 | 03 | INSULATION | 31 | 03 | TERMINAL LUG | 52 | 03 | WIRE |
| 11 | 03 | CONNECTOR | 32 | 03 | STRAP | 53 | 03 | WIRE |
| 12 | 03 | WIRE | 33 | 03 | STRAP | 54 | 03 | WIRE |
| 13 | 03 | HARNESS AY | 34 | 03 | RELAY | 55 | 03 | HARNESS AY |
| 14 | 03 | NUT | 35 | 03 | INSULATION | 56 | 03 | TERMINAL LUG |
| 15 | 03 | WASHER | 36 | 03 | CONNECTOR | 57 | 03 | TERMINAL LUG |
| 16 | 03 | SCREW | 37 | 03 | WIRE | 58 | 03 | TERMINAL LUG |
| 17 | 03 | COVER | 38 | 03 | WIRE | 59 | 03 | TERMINAL LUG |
| 18 | 03 | HARNESS AY | 39 | 03 | HARNESS AY | 60 | 03 | STRAP |
| 19 | 03 | TERMINAL LUG | 40 | 03 | TERMINAL LUG | 61 | 03 | STRAP |
| 20 | 03 | TERMINAL LUG | 41 | 03 | TERMINAL LUG | 62 | 03 | WIRE |
| 21 | 03 | STRAP | 42 | 03 | TERMINAL LUG | 63 | 03 | WIRE |

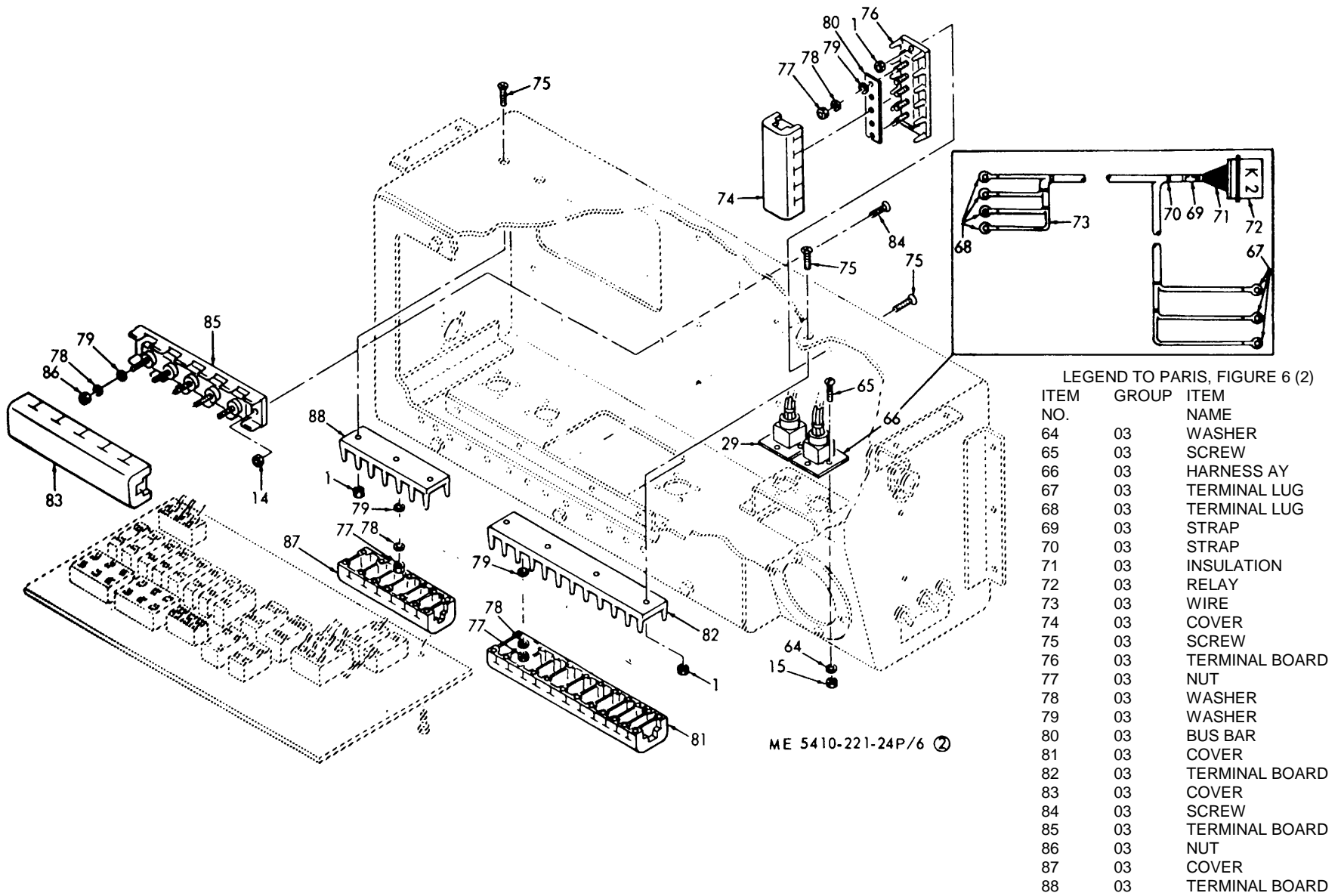


Figure No. 6 (2) Control Panel

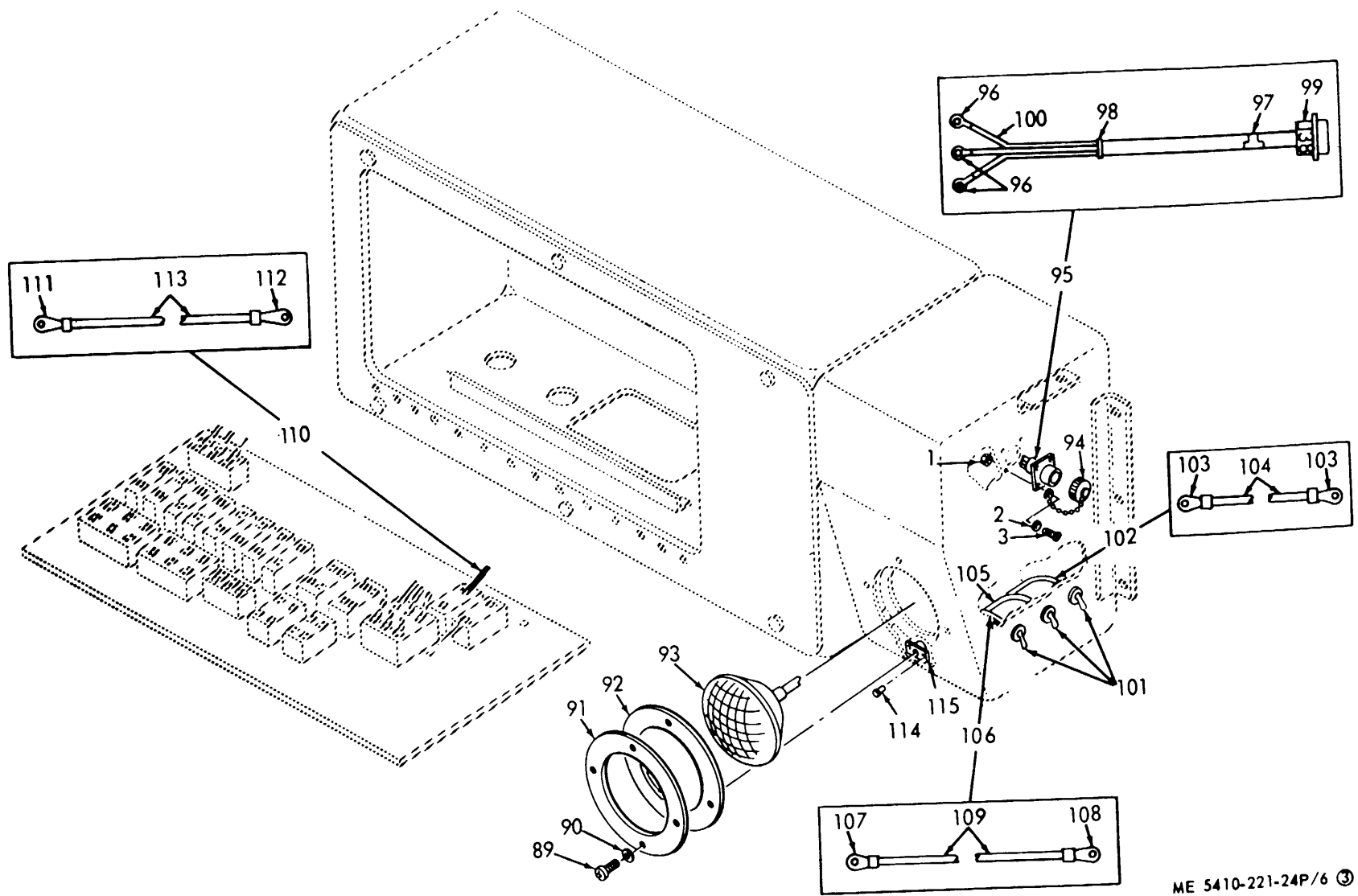
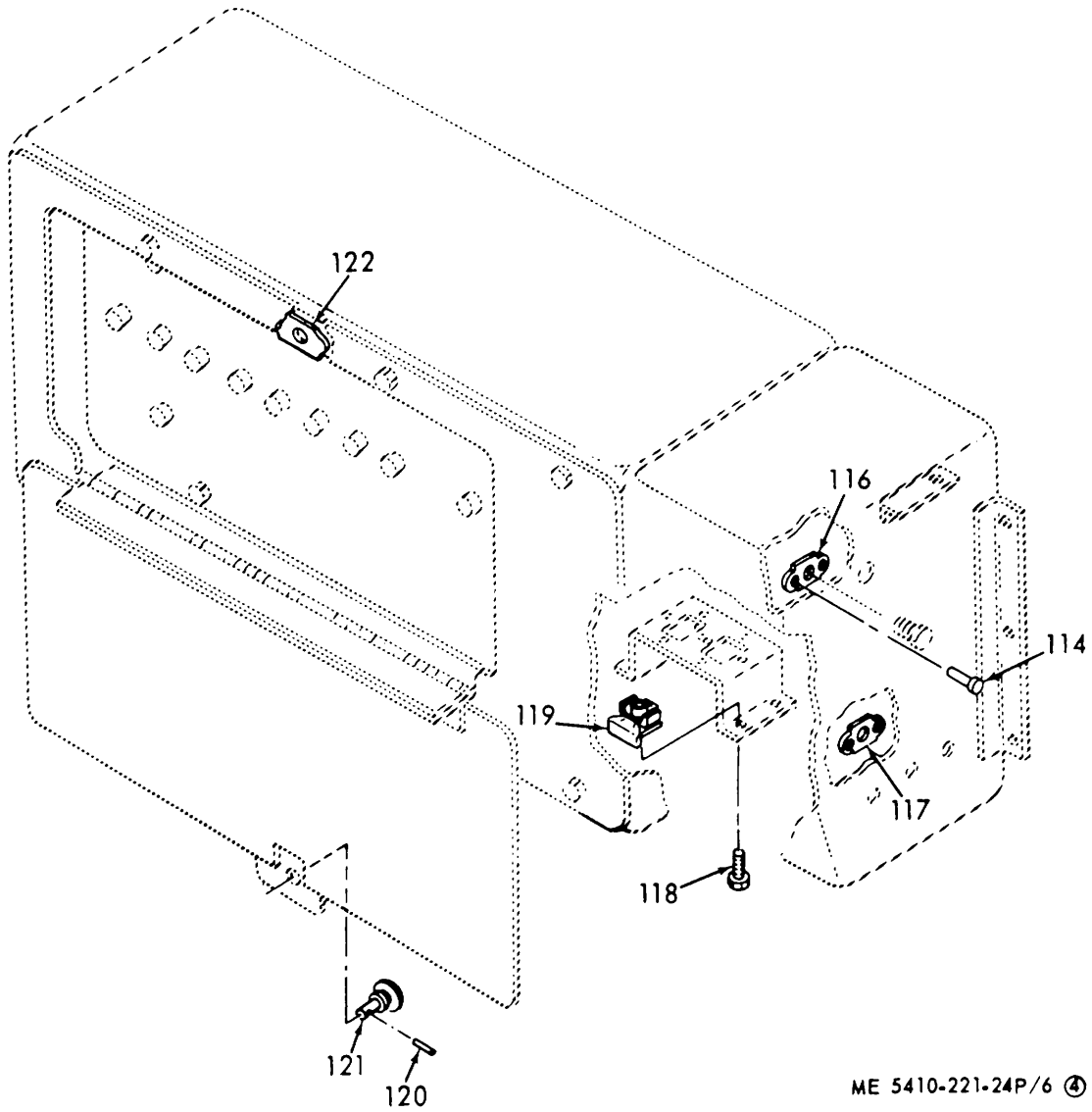


Figure No. 6 (3) Control Panel

ME 5410-221-24P/6 ③

LEGEND TO PARTS, FIGURE 6 (3)

| ITEM NO. | GROUP | ITEM NAME | ITEM NO. | GROUP | ITEM NAME | ITEM NO. | GROUP | ITEM NAME |
|----------|-------|--------------|----------|-------|--------------|----------|-------|--------------|
| 89 | 03 | SCREW | 99 | 03 | CONNECTOR | 107 | 03 | TERMINAL LUG |
| 90 | 03 | WASHER | 100 | 03 | WIRE | 108 | 03 | TERMINAL LUG |
| 91 | 03 | RETAINER | 101 | 03 | SWITCH | 109 | 03 | WIRE |
| 92 | 03 | GASKET | 102 | 03 | WIRE AY | 110 | 03 | WIRE AY |
| 93 | 03 | LAMP | 103 | 03 | TERMINAL LUG | 111 | 03 | TERMINAL LUG |
| 94 | 03 | CAP | 104 | 03 | WIRE | 112 | 03 | TERMINAL LUG |
| 95 | 03 | HARNESS AY | 105 | 03 | WIRE AY | 113 | 03 | WIRE |
| 96 | 03 | TERMINAL LUG | 106 | 03 | WIRE AY | 114 | 03 | RIVET |
| 97 | 03 | STRAP | | | | 115 | 03 | |
| 98 | 03 | STRAP | | | | | | |

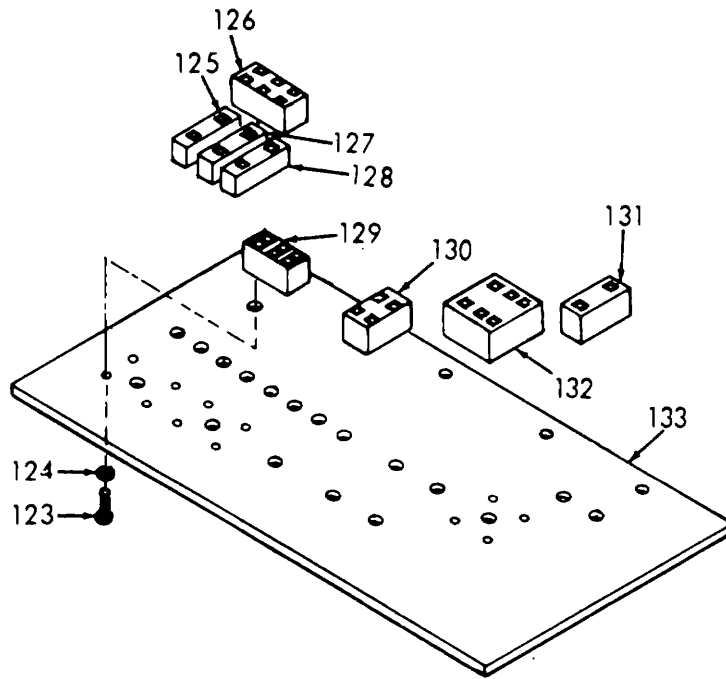


ME 5410-221-24P/6 ④

Figure No. 6 (4) Control Panel

LEGEND TO PARTS, FIGURE 6 (4)

| ITEM NO. | GROUP | ITEM NAME |
|----------|-------|------------|
| 116 | 03 | NUT |
| 117 | 03 | NUT |
| 118 | 03 | SCREW |
| 119 | 03 | NUT |
| 120 | 03 | PIN |
| 121 | 03 | STUO |
| 122 | 03 | RECEPTACLE |

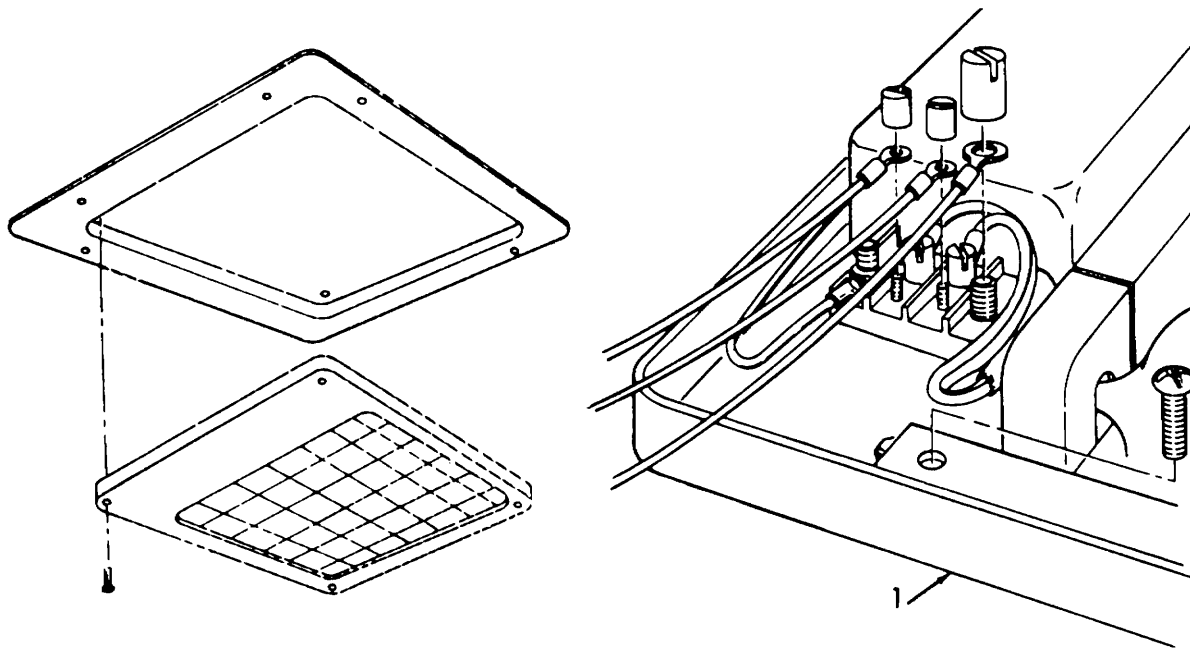


ME 5410-221-24P/6 ⑤

Figure No. 6 (5) Control Panel

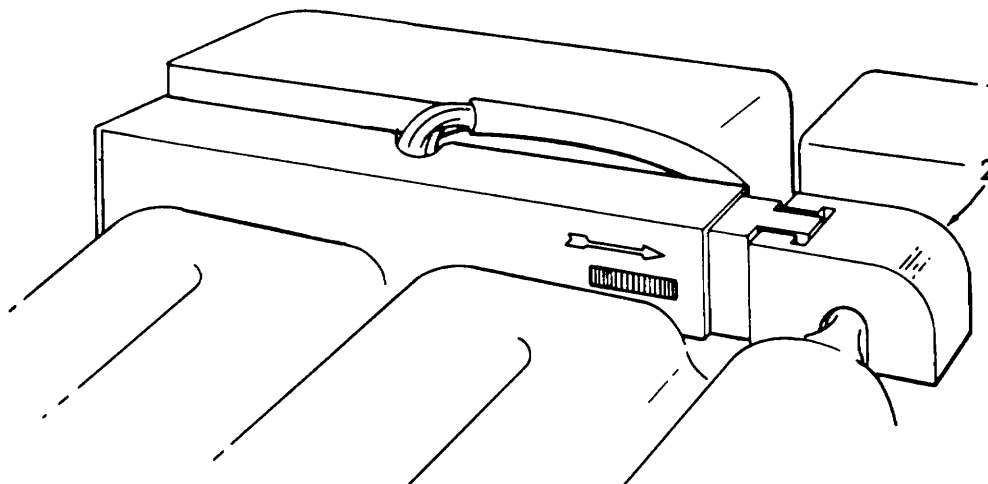
LEGEND TO PARTS, FIGURE 6 (5)

| ITEM NO. | GROUP | ITEM NAME | ITEM NO. | GROUP | ITEM NAME |
|----------|-------|--------------|----------|-------|--------------|
| 123 | 03 | SCREW | 129 | 03 | CRCT BREAKER |
| 124 | 03 | WASHER | 130 | 03 | CRCT BREAKER |
| 125 | 03 | CRCT BREAKER | 131 | 03 | CRCT BREAKER |
| 126 | 03 | CRCT BREAKER | 132 | 03 | CRCT BREAKER |
| 127 | 03 | CRCT BREAKER | 133 | 03 | PANEL |
| 128 | 03 | CRCT BREAKER | | | |



LEGEND TO PARTS, FIGURE 7 (1)

| ITEM NO. | GROUP | ITEM NAME |
|----------|-------|----------------|
| 1 | 03 | BODY AY |
| 2 | 03 | BALLAST-CONNTR |

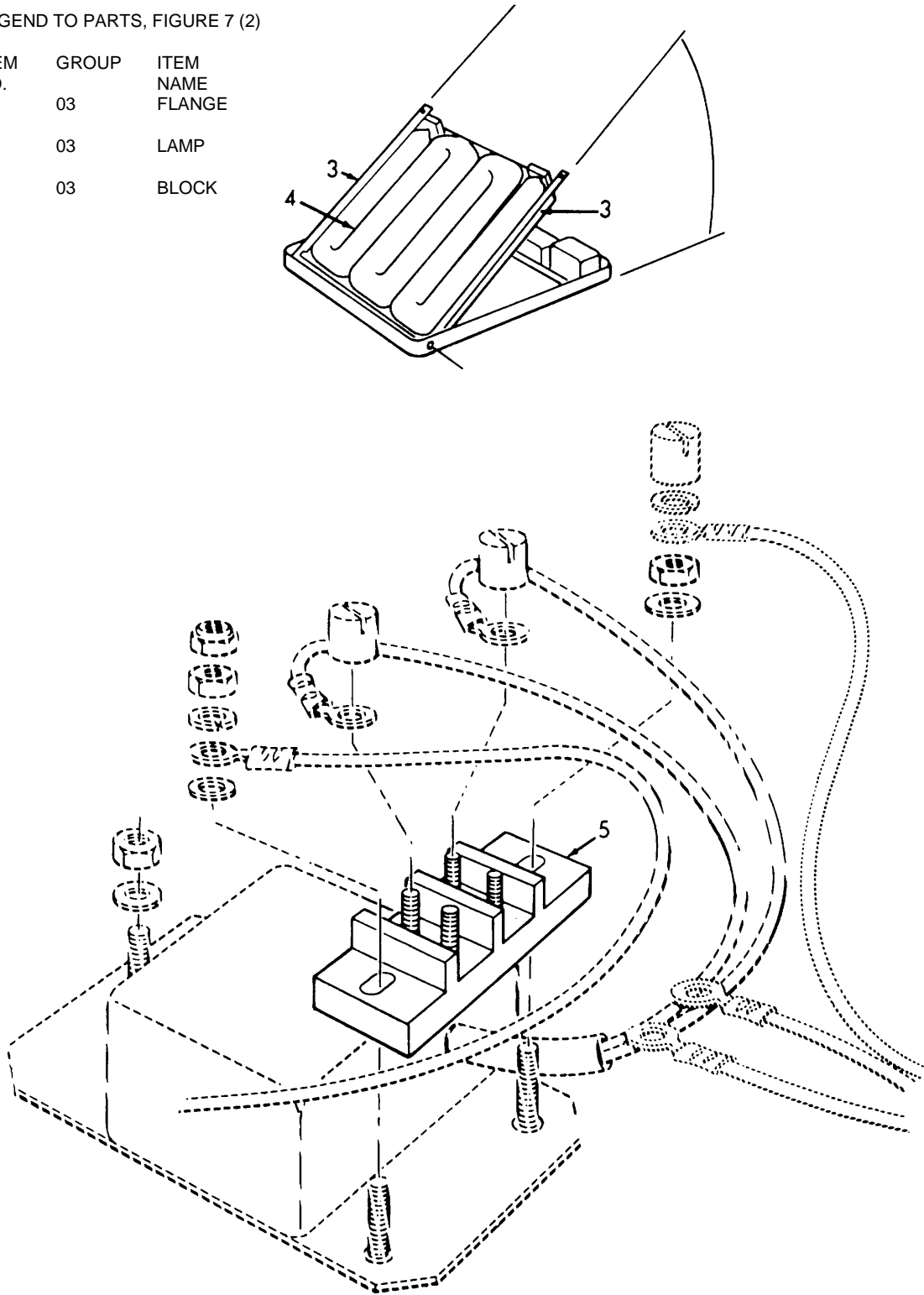


ME 5410-221-24P/7 ①

Figure No. 7 (1) Fluorescent Light

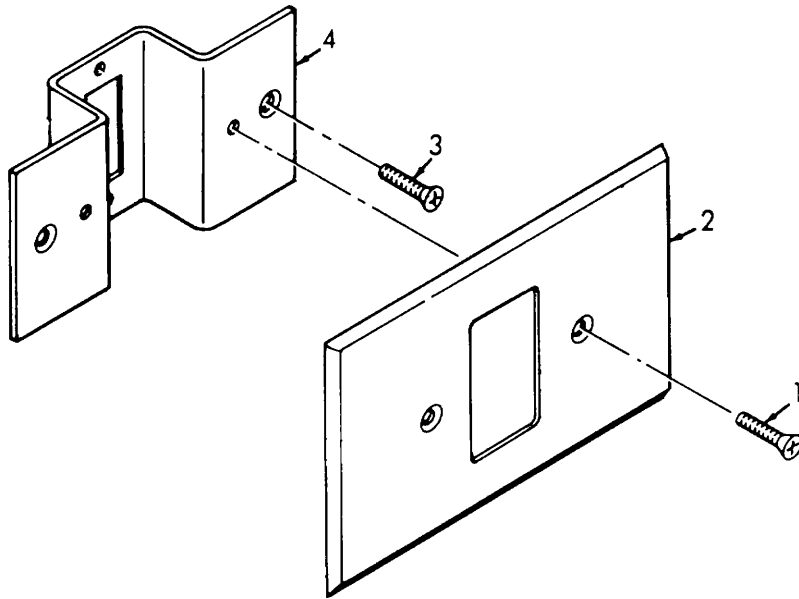
LEGEND TO PARTS, FIGURE 7 (2)

| ITEM NO. | GROUP | ITEM NAME |
|----------|-------|-----------|
| 3 | 03 | FLANGE |
| 4 | 03 | LAMP |
| 5 | 03 | BLOCK |



ME 5410-221-24P/7 ②

Figure No. 7 (2) Fluorescent Light

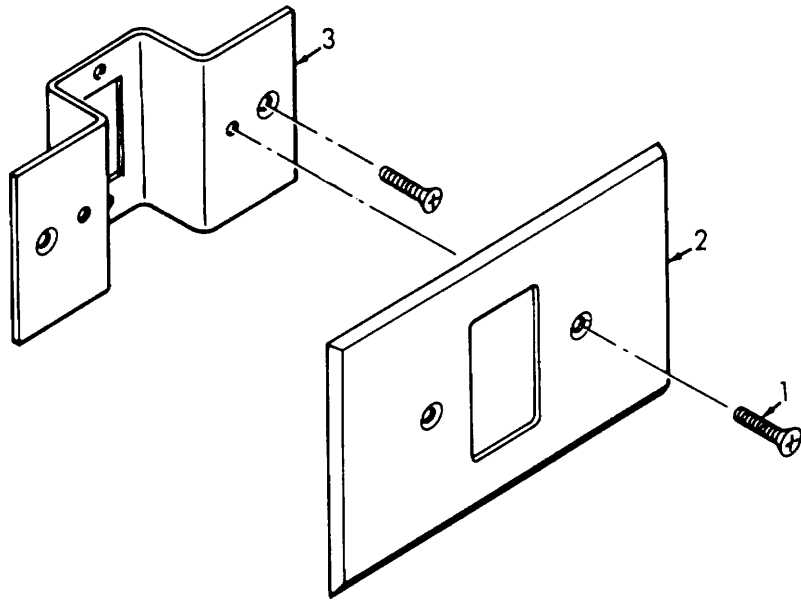


ME 5410-221-24P/8

Figure No. 8 Fluorescent Light Receptacles

LEGEND TO PARTS, FIGURE 8

| ITEM NO. | GROUP | ITEM NAME |
|----------|-------|------------|
| 1 | 03 | SCREW |
| 2 | 03 | PLATE |
| 3 | 03 | SCREW |
| 4 | 03 | BRACKET AY |

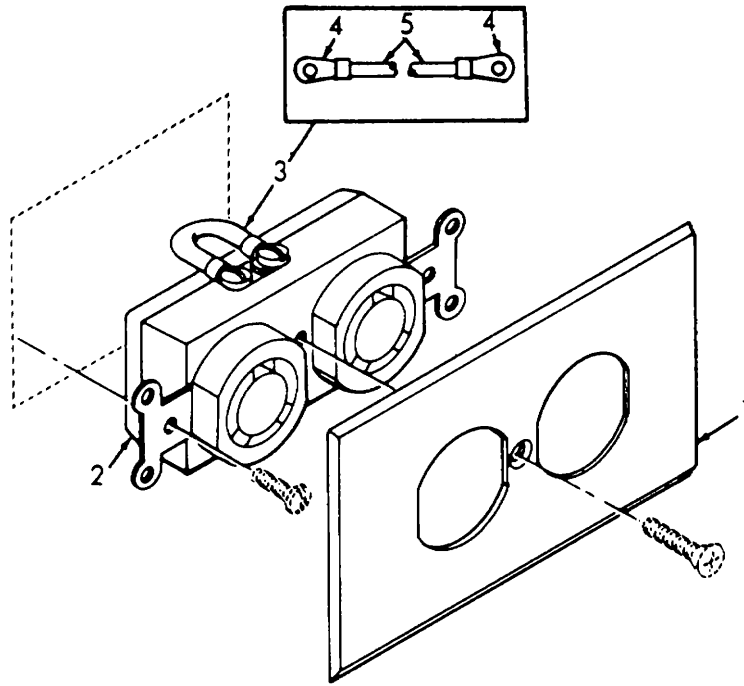


ME 5410-221-24P/9

Figure No. 9 Surgical Light Receptacle

LEGEND TO PARTS, FIGURE 9

| ITEM NO. | GROUP | ITEM NAME |
|----------|-------|------------|
| 1 | 03 | SCREW |
| 2 | 03 | PLATE |
| 3 | 03 | BRACKET AY |

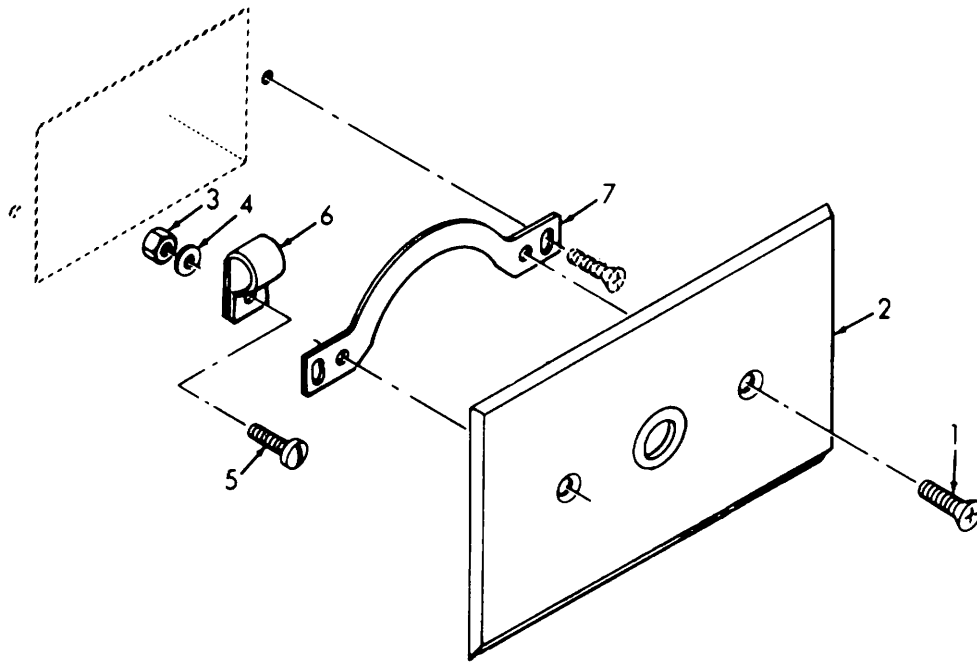


ME 5410-221-24P/10

Figure No. 10 Convenience Receptacle

LEGEND TO PARTS, FIGURE 10

| ITEM NO. | GROUP | ITEM NAME |
|----------|-------|--------------|
| 1 | 03 | PLATE |
| 2 | 03 | RECEPTACLE |
| 3 | 03 | WIRE TRAY |
| 4 | 03 | TERMINAL LUG |
| 5 | 03 | WIRE |

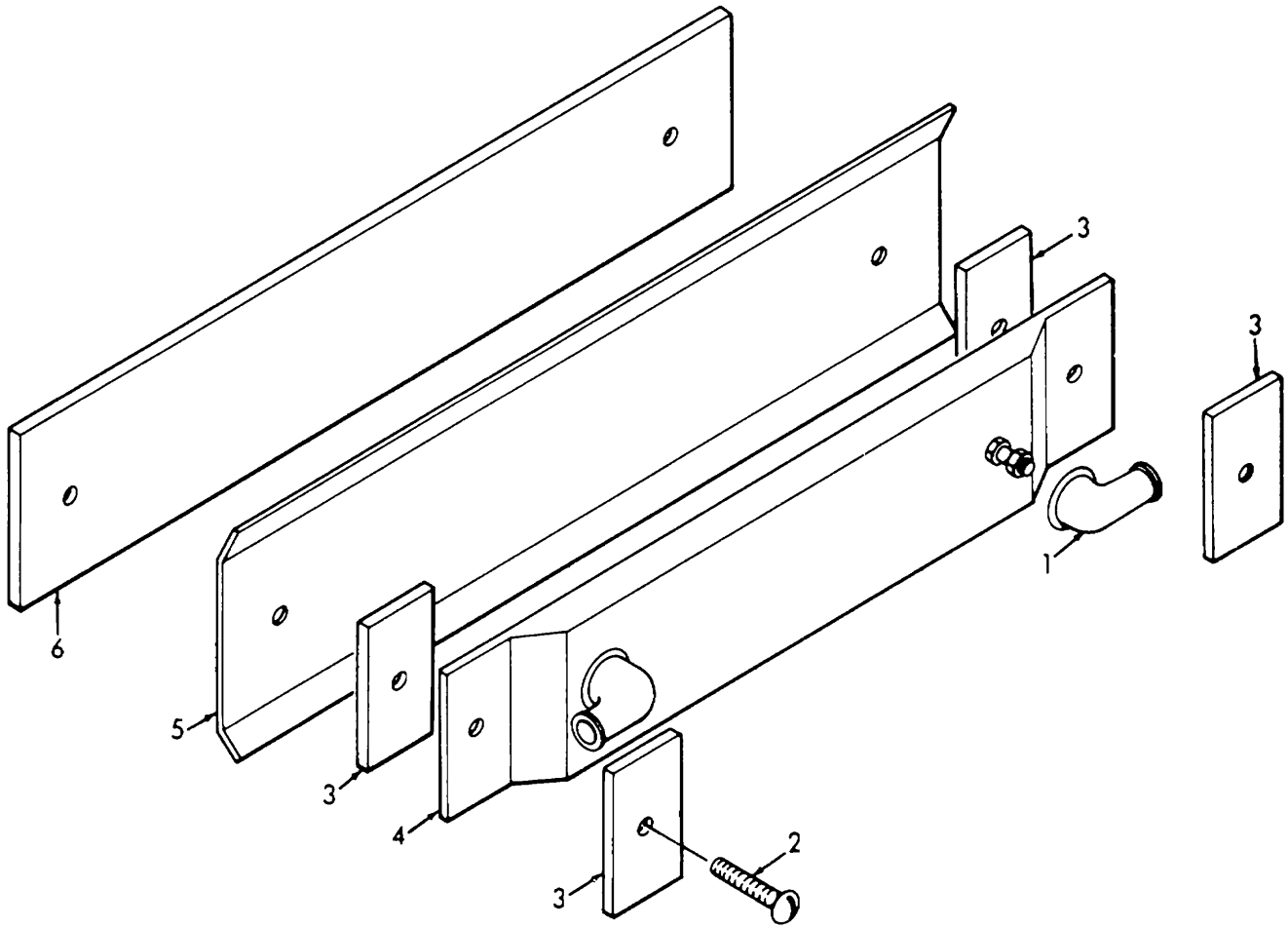


ME 5410-221-24P/11

Figure No. 11 Cable Yoke And Plate

LEGEND TO PARTS, FIGURE 11

| ITEM NO. | GROUP | ITEM NAME |
|----------|-------|-----------|
| 1 | 03 | SCREW |
| 2 | 03 | PLATE |
| 3 | 03 | NUT |
| 4 | 03 | WASHER |
| 5 | 03 | SCREW |
| 6 | 03 | CLAMP |
| 7 | 03 | YOKE |

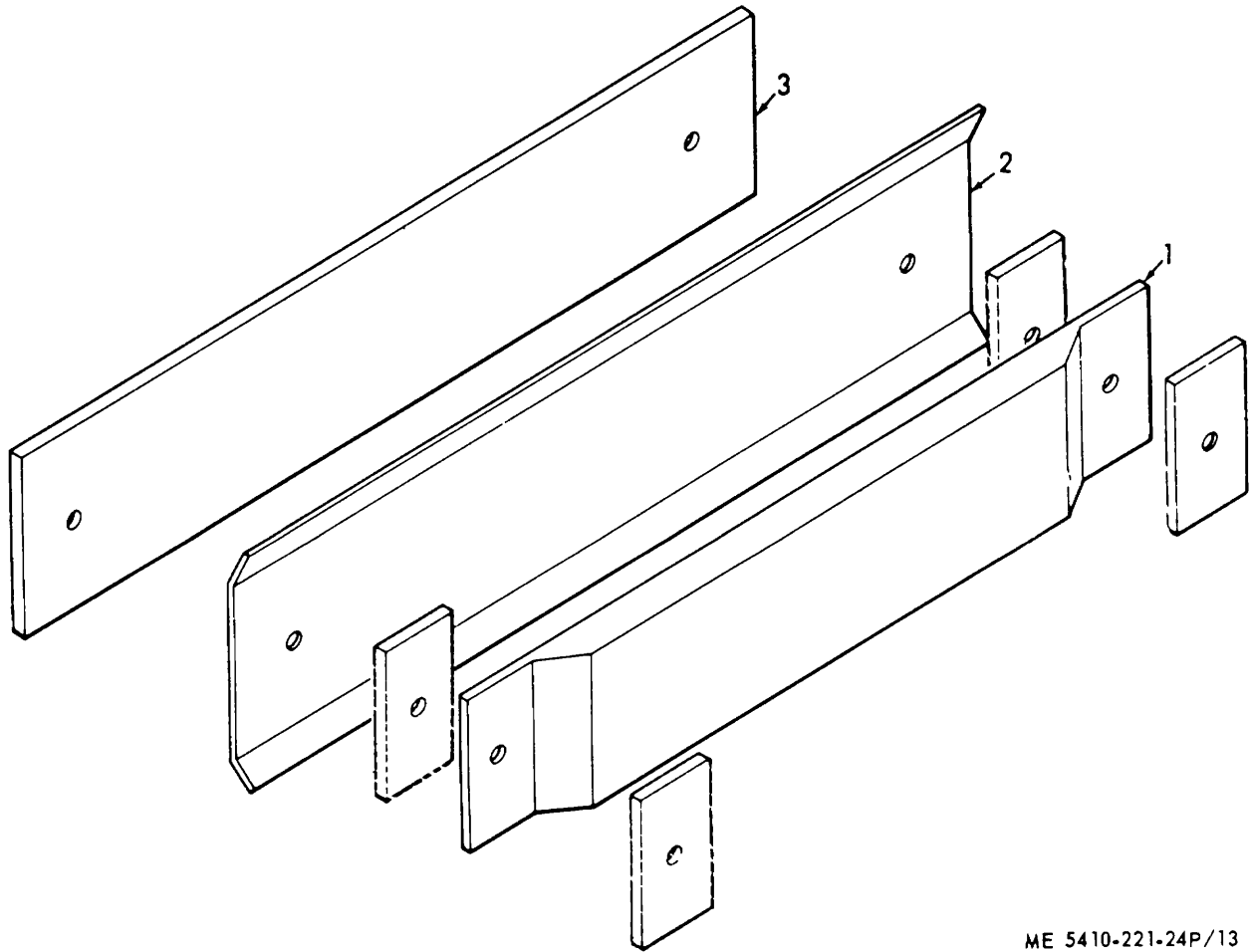


ME 5410-221-24P/12

Figure No. 12 Underfloor Heater

LEGEND TO PARTS, FIGURE 12

| ITEM NO. | GROUP | ITEM NAME |
|----------|-------|-----------|
| 1 | 03 | NIPPLE |
| 2 | 03 | SCREW |
| 3 | 03 | GASKET |
| 4 | 03 | HEATER |
| 5 | 03 | REFLECTOR |
| 6 | 03 | INSULATOR |

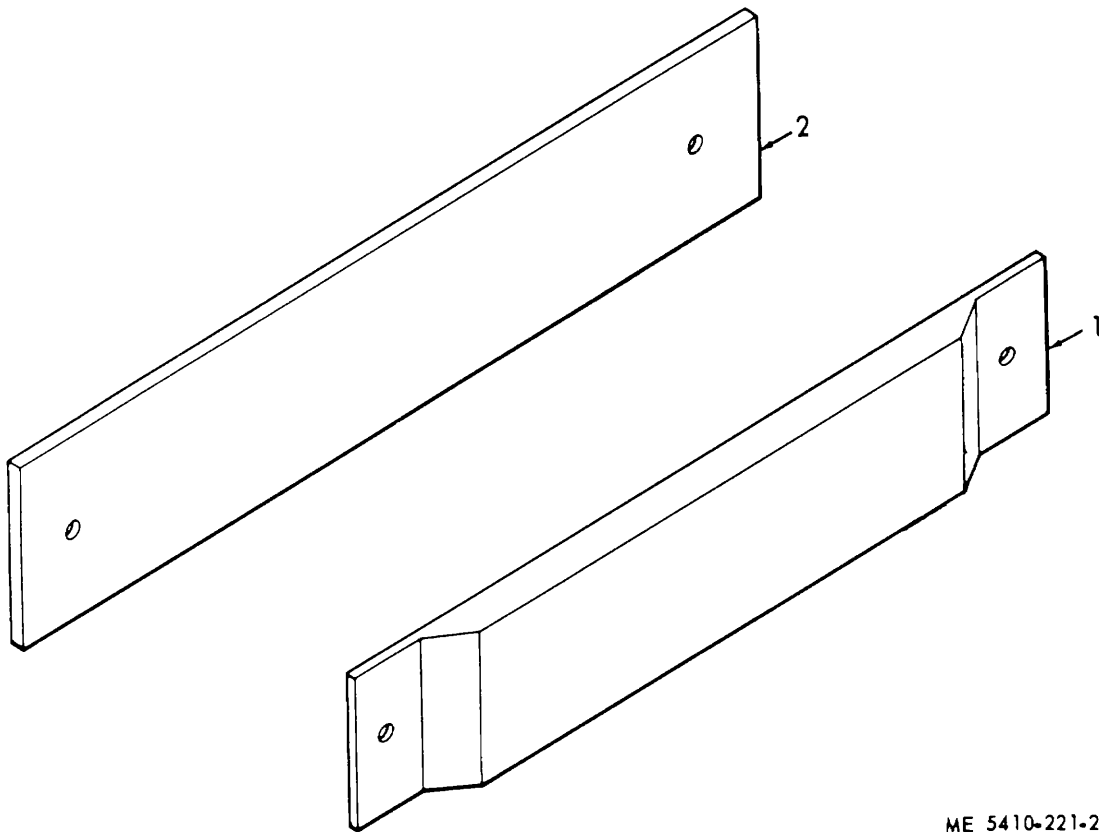


ME 5410-221-24P/13

Figure No. 13 Underfloor Heater

LEGEND TO PARTS, FIGURE 13

| ITEM NO. | GROUP | ITEM NAME |
|----------|-------|-----------|
| 1 | 03 | HEAT ER |
| 2 | 03 | REFLECTOR |
| 3 | 03 | INSULATOR |



ME 5410-221-24P/14

Figure No. 14 Waterline Heater

LEGEND TO PARTS, FIGURE 14

| ITEM NO. | GROUP | ITEM NAME |
|----------|-------|-----------|
| 1 | 03 | HEATER |
| 2 | 03 | INSULATOR |

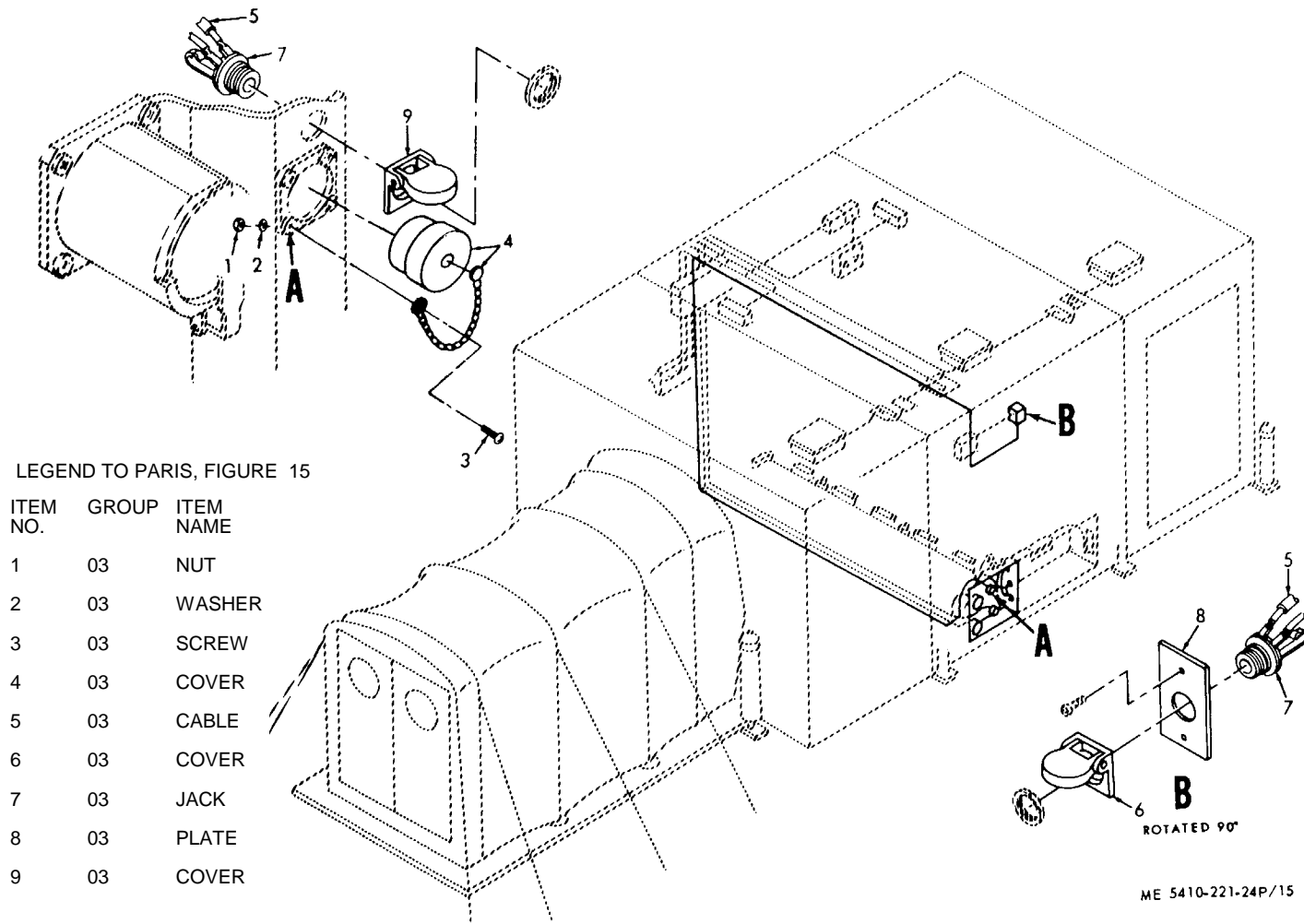
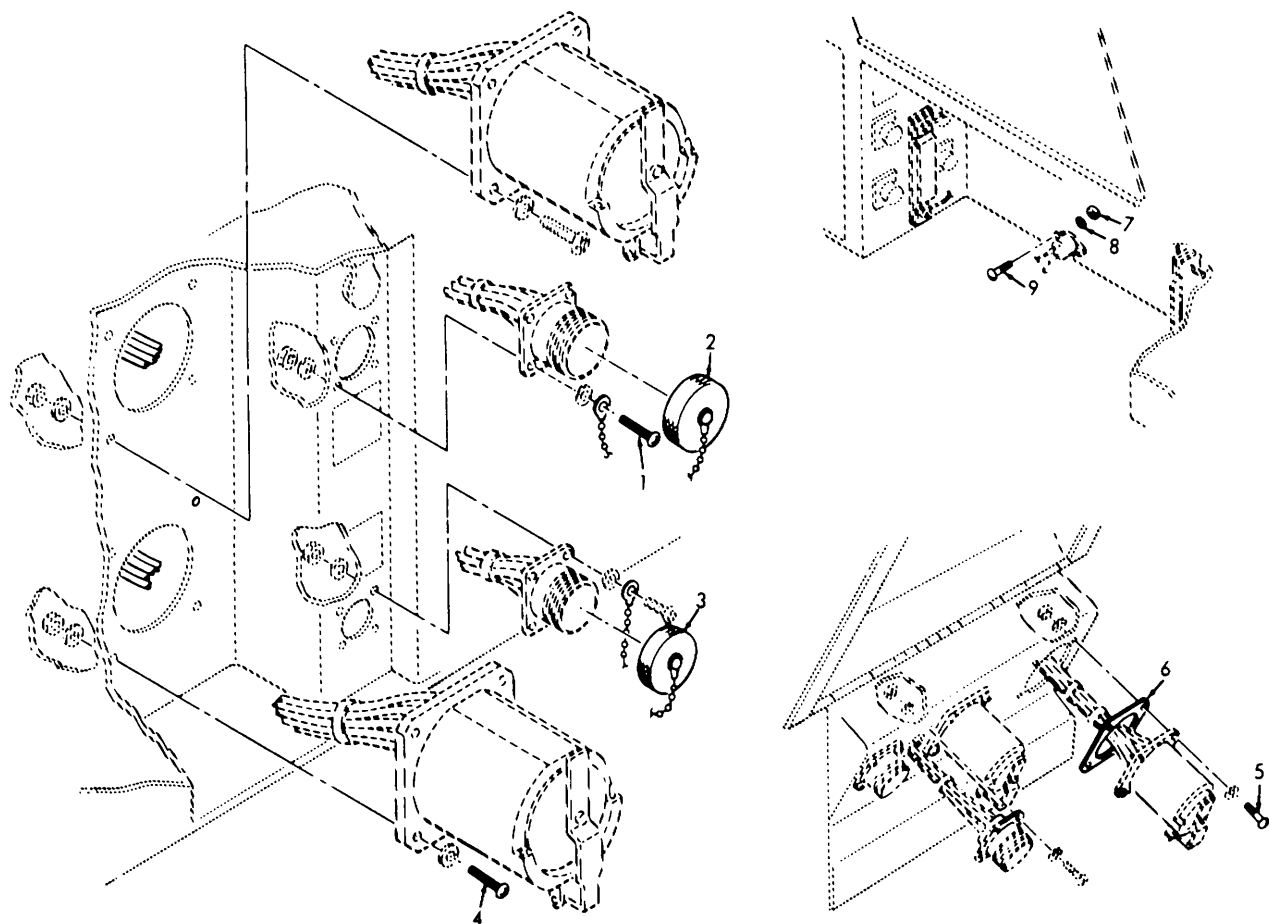


Figure No. 15 Phone Jacks And Cover
152

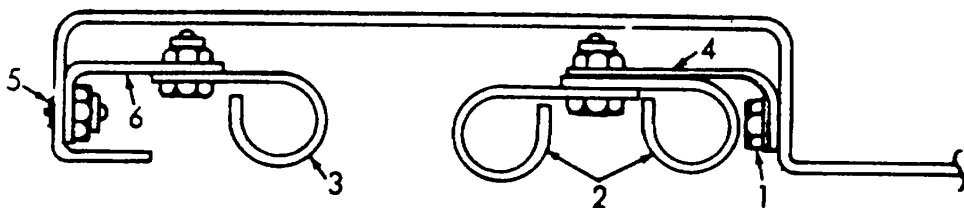
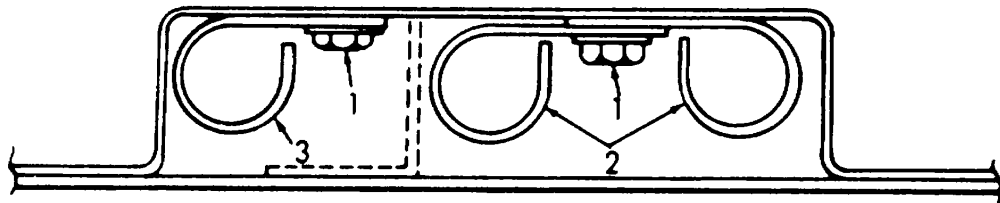


ME 5410-221-24P/16

Figure No. 16 Electrical Components

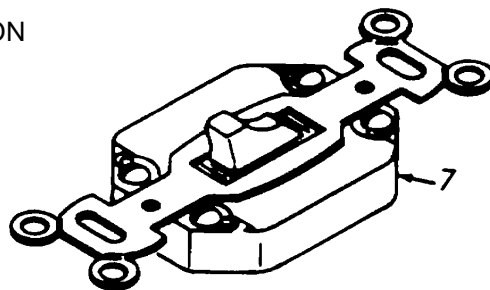
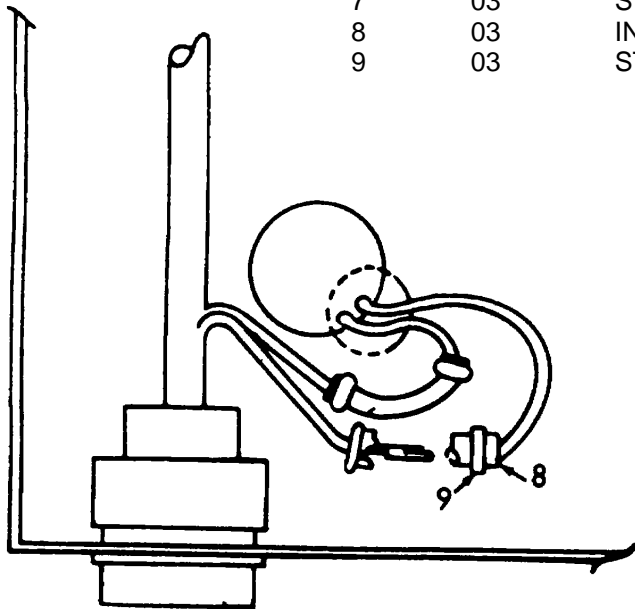
LEGEND TO PARTS, FIGURE 16

| ITEM NO. | GROUP | ITEM NAME |
|----------|-------|-----------|
| 1 | 03 | SCREW |
| 2 | 03 | CAP |
| 3 | 03 | CAP |
| 4 | 03 | SCREW |
| 5 | 03 | SCREW |
| 6 | 03 | GASKET |
| 7 | 03 | NUT |
| 8 | 03 | WASHER |
| 9 | 03 | SCREW |



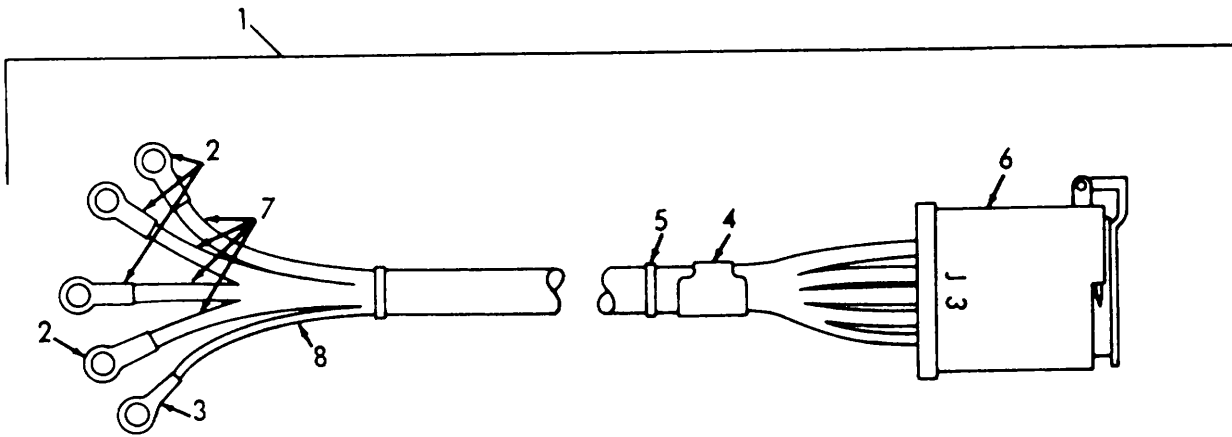
LEGEND TO PARTS, FIGURE 17

| ITEM NO. | GROUP | ITEM NAME |
|----------|-------|------------|
| 1 | 03 | BOLT |
| 2 | 03 | CLAMP |
| 3 | 03 | CLAMP |
| 4 | 03 | BRACKET |
| 5 | 03 | SCREW |
| 6 | 03 | BRACKET |
| 7 | 03 | SWITCH |
| 8 | 03 | INSULATION |
| 9 | 03 | STRAP |



ME 5410-221-24P/17

Figure No. 17 Cable Clamps And Brackets
154

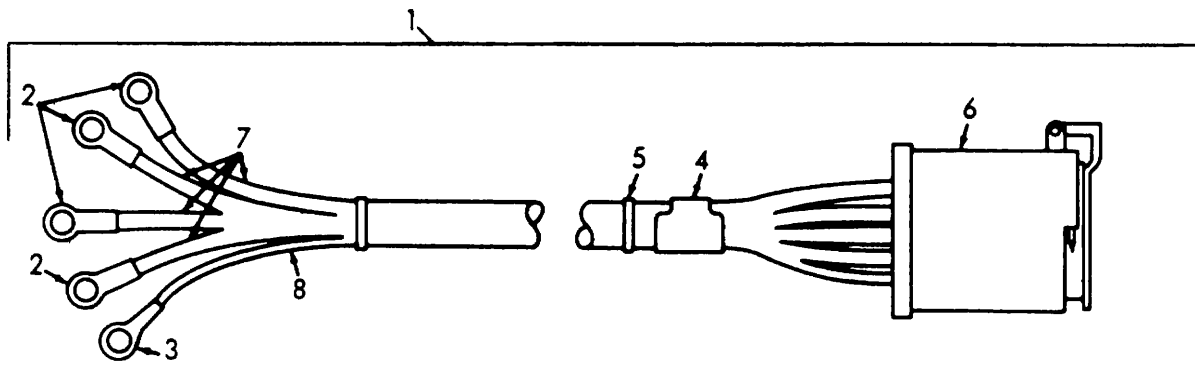


ME 5410-221-24P/18

Figure No. 18 60 Cycle Harness

LEGEND TO PARTS, FIGURE 18

| ITEM NO. | GROUP | ITEM NAME |
|----------|-------|--------------|
| 1 | 03 | HARNES AY |
| 2 | 03 | TERMINAL LUG |
| 3 | 03 | TERMINAL LUG |
| 4 | 03 | STRAP |
| 5 | 03 | STRAP |
| 6 | 03 | CONNECTOR |
| 7 | 03 | WIRE |
| 8 | 03 | WIRE |

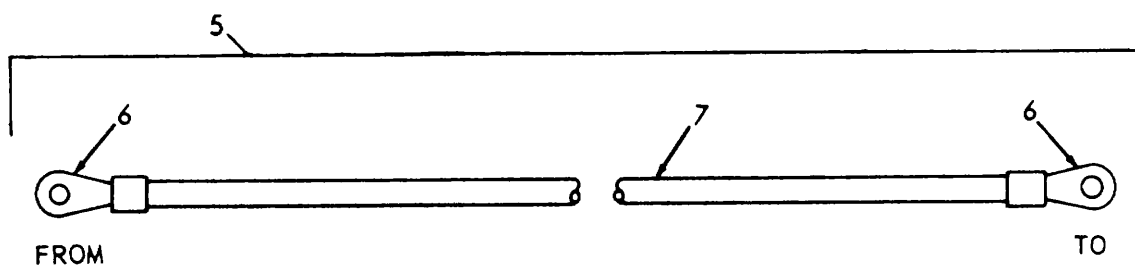
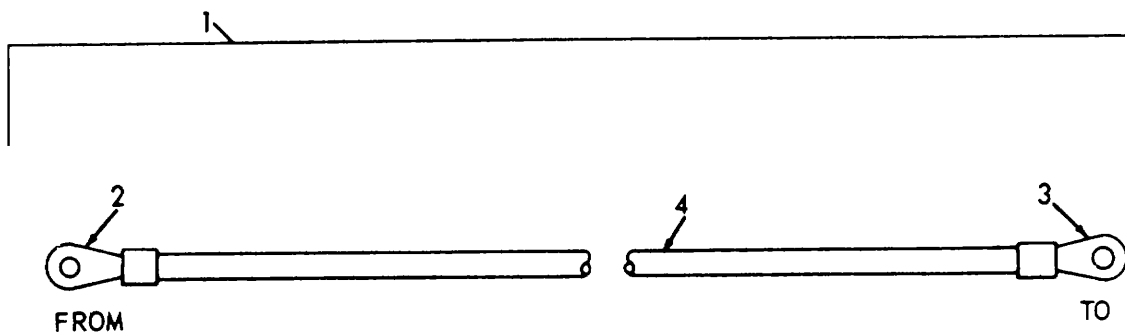


ME 5410-221-24P/19

Figure No. 19 400 Cycle Harness

LEGEND TO PARTS, FIGURE 19

| ITEM NO. | GROUP | ITEM NAME |
|----------|-------|--------------|
| 1 | 03 | HARNESS AY |
| 2 | 03 | TERMINAL LUG |
| 3 | 03 | TERMINAL LUG |
| 4 | 03 | STRAP |
| 5 | 03 | STRAP |
| 6 | 03 | CONNECTOR |
| 7 | 03 | WIRE |
| 8 | 03 | WIRE |

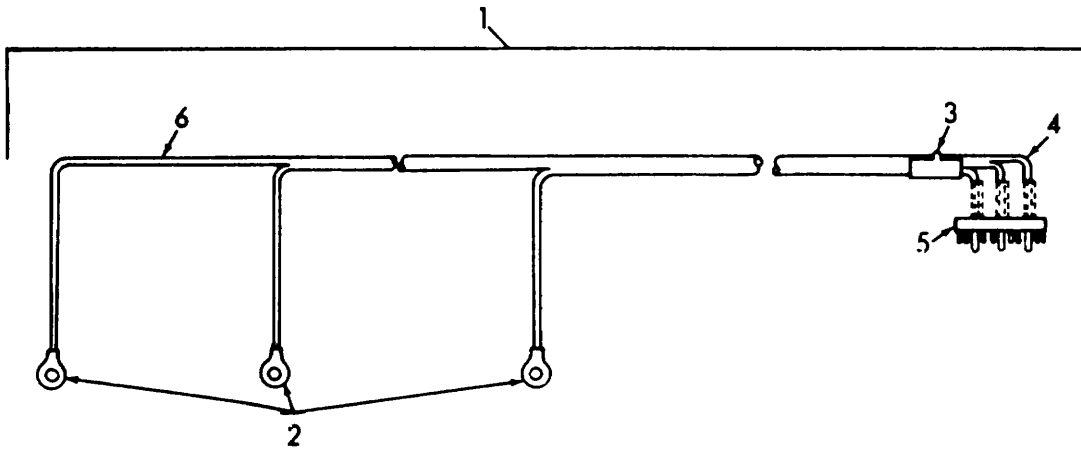


ME 5410-221-24P/20

Figure No. 20 Loose Wires

LEGEND TO PARTS, FIGURE 20
 ITEM GROUP ITEM
 NO. NAME

| | | |
|---|----|--------------|
| 1 | 03 | WIRE AY |
| 2 | 03 | TERMINAL LUG |
| 3 | 03 | TERMINAL LUG |
| 4 | 03 | WIRE |
| 5 | 03 | WIRE AY |
| 6 | 03 | TERMINAL LUG |
| 7 | 03 | WIRE |

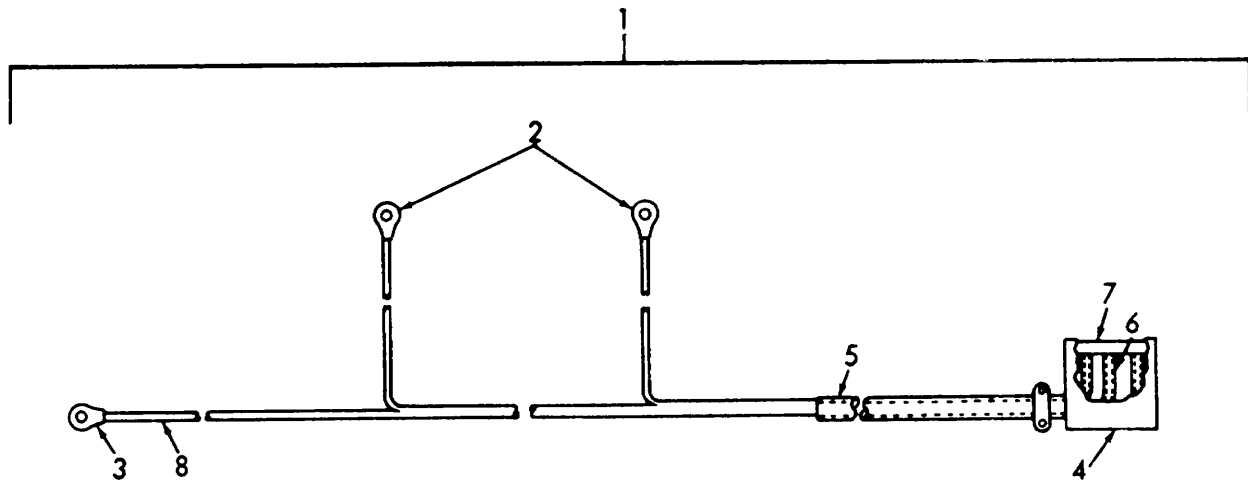


ME 5410-221-24P/21

Figure No. 21 Fluorescent Light Harness

LEGEND TO PARTS, FIGURE 21

| ITEM NO. | GROUP | ITEM NAME |
|----------|-------|--------------|
| 1 | 03 | CABLE AY |
| 2 | 03 | TERMINAL LUG |
| 3 | 03 | STRAP |
| 4 | 03 | INSULATION |
| 5 | 03 | PLUG |
| 6 | 03 | WIRE |

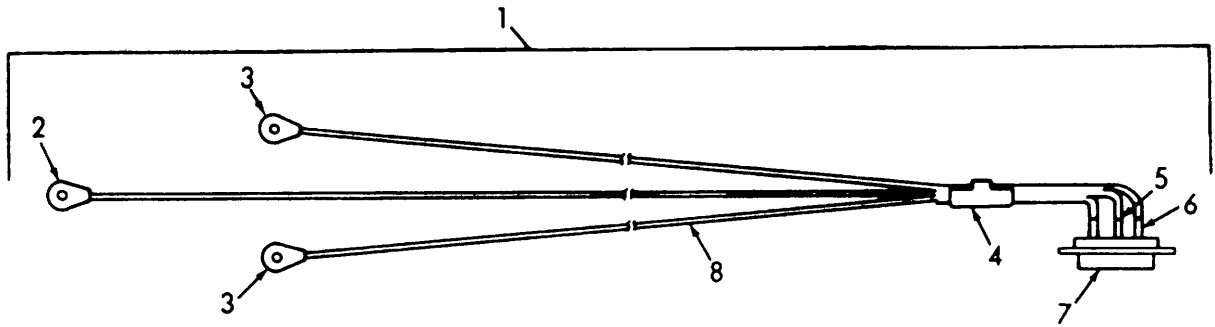


ME 5410-221-24P/22

Figure No. 22 Fluorescent Light Harness

LEGEND TO PARTS, FIGURE 22

| ITEM NO. | GROUP | ITEM NAME |
|----------|-------|--------------|
| 1 | 03 | CABLE AY |
| 2 | 03 | TERMINAL LUG |
| 3 | 03 | TERMINAL LUG |
| 4 | 03 | HOOD |
| 5 | 03 | INSULATION |
| 6 | 03 | INSULATION |
| 7 | 03 | RECEPTACLE |
| 8 | 03 | WIRE |

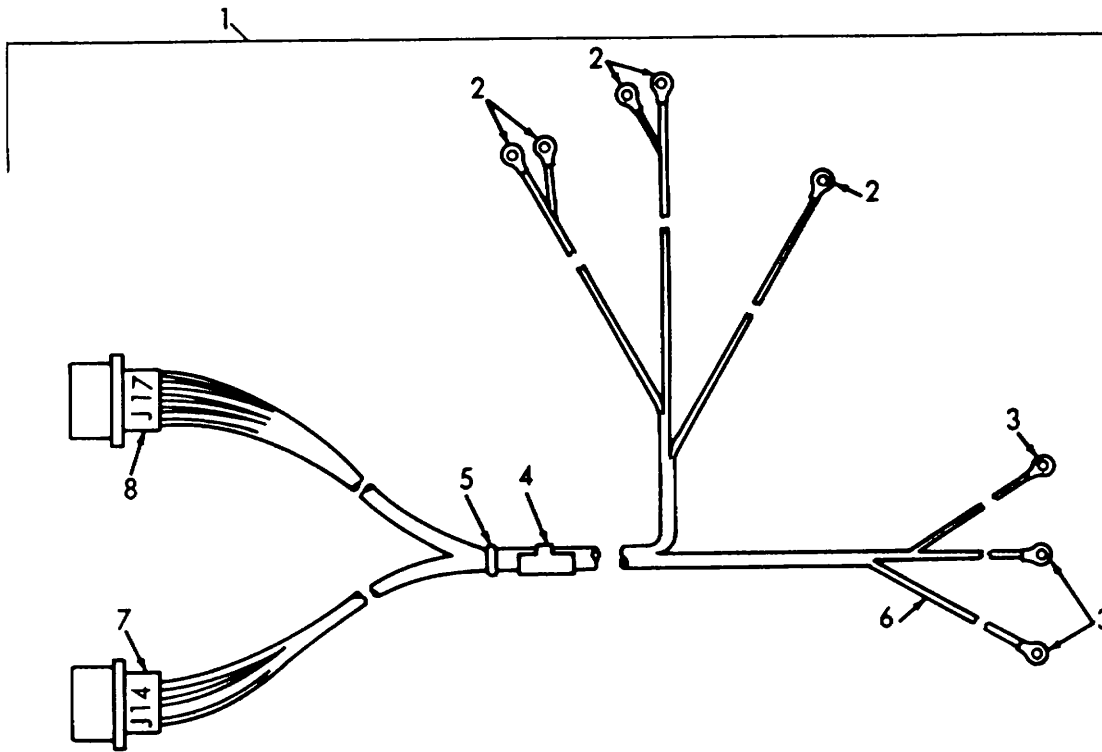


ME 5410-221-24P/23

Figure No. 23 Surgical Light Harness

LEGEND TO 10 PARTS, FIGURE 23

| ITEM NO. | GROUP | ITEM NAME |
|----------|-------|--------------|
| 1 | 03 | HARNESS AY |
| 2 | 03 | TERMINAL LUG |
| 3 | 03 | TERMINAL LUG |
| 4 | 03 | STRAP |
| 5 | 03 | INSULATION |
| 6 | 03 | CONTACT |
| 7 | 03 | CONNECTOR |
| 8 | 03 | WIRE |

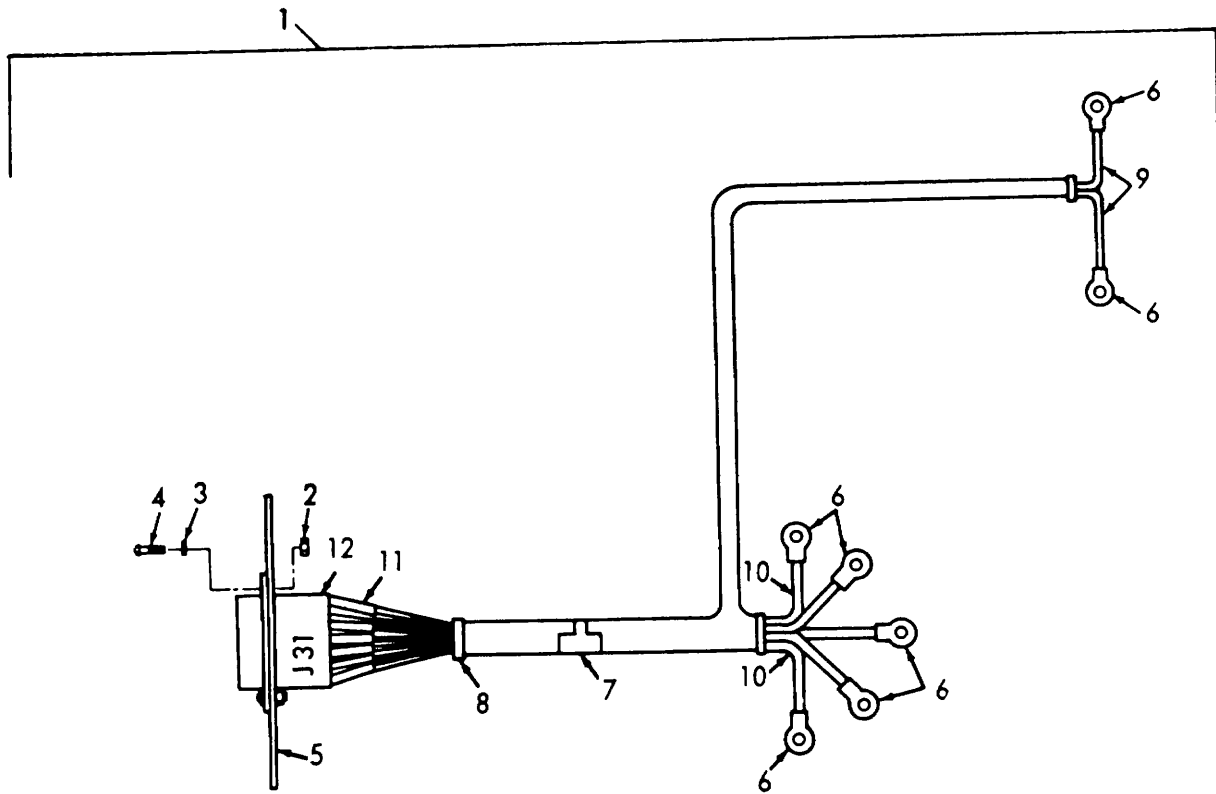


ME 5410-221-24P/24

Figure No. 24 Surgical And Airlock Lights Harness

LEGEND TO PARTS, FIGURE 24
 ITEM GROUP ITEM
 NO. NO. NAME

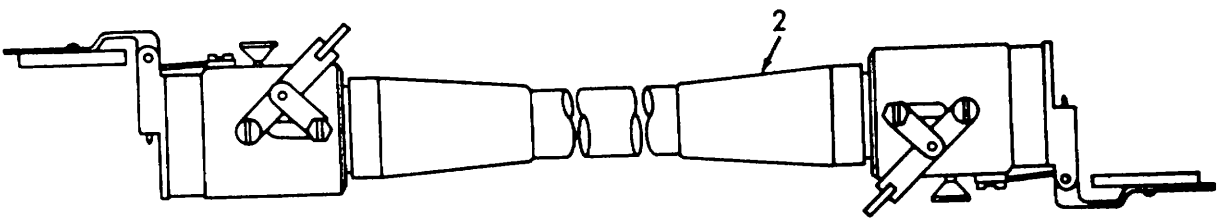
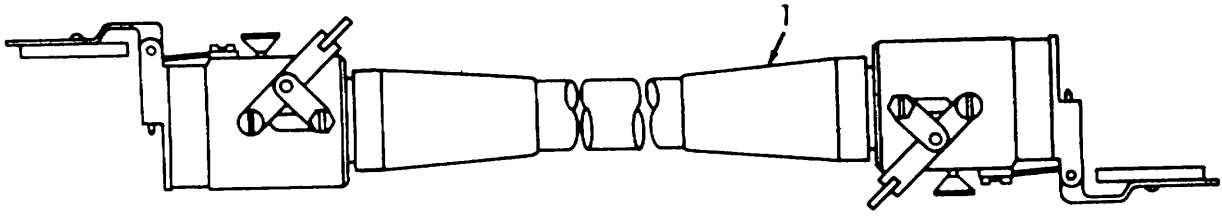
| ITEM NO. | GROUP NO. | ITEM NAME |
|----------|-----------|--------------|
| 1 | 03 | HARNES AY |
| 2 | 03 | TERMINAL LUG |
| 3 | 03 | TERMINAL LUG |
| 4 | 03 | STRAP |
| 5 | 03 | STRAP |
| 6 | 03 | WIRE |
| 7 | 03 | CONNECTOR |
| 8 | 03 | CONNECTOR |



ME 5410-221-24P/25

Figure No. 25 Humidifier Heater Relay Harness

| LEGEND TO PARTS, FIGURE 25 | | | | | |
|----------------------------|-------|--------------|----------|-------|------------|
| ITEM NO. | GROUP | ITEM NAME | ITEM NO. | GROUP | ITEM NAME |
| 1 | 03 | HARNESS AY | 7 | 03 | STRAP |
| 2 | 03 | NUT | 8 | 03 | STRAP |
| 3 | 03 | WASHER | 9 | 03 | WIRE |
| 4 | 03 | SCREW | 10 | 03 | WIRE |
| 5 | 03 | PLATE | 11 | 03 | INSULATION |
| 6 | 03 | TERMINAL LUG | 12 | 03 | CONNECTOR |

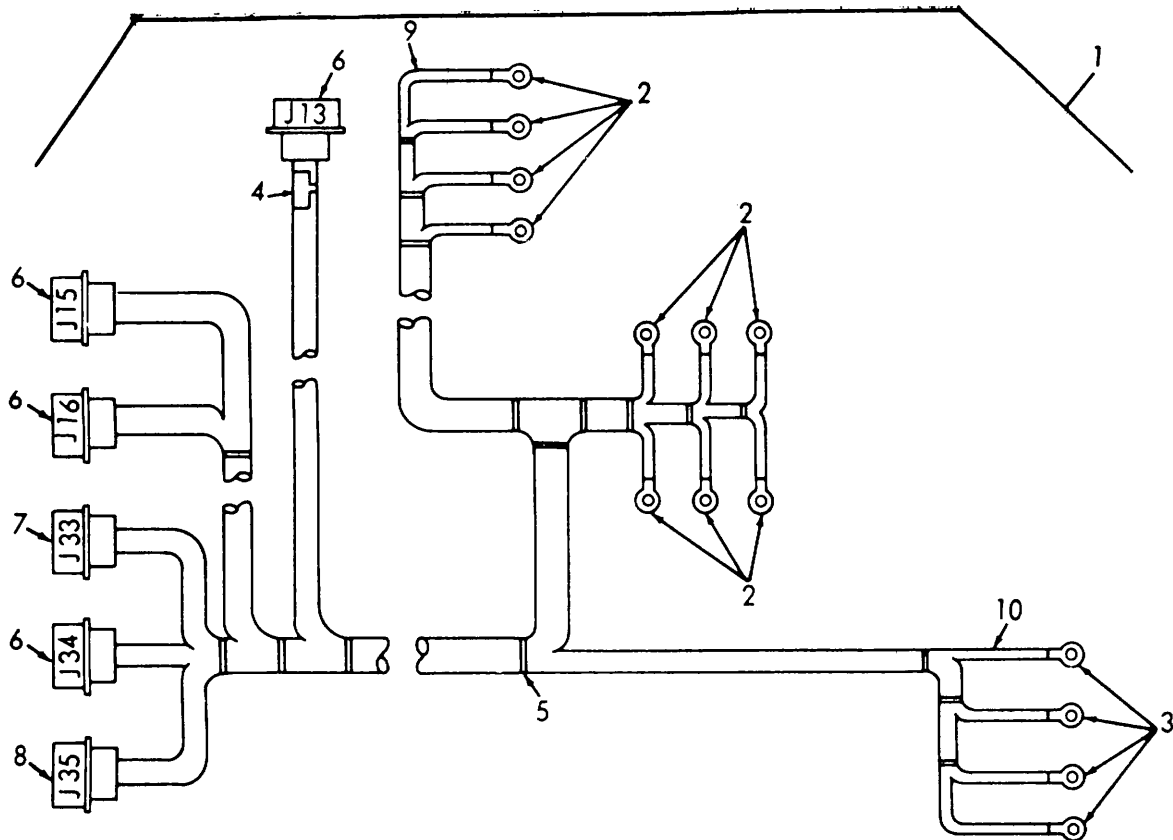


ME 5410-221-24P/26

Figure No. 26 Power Cable

LEGEND TO PARTS, FIGURE 26

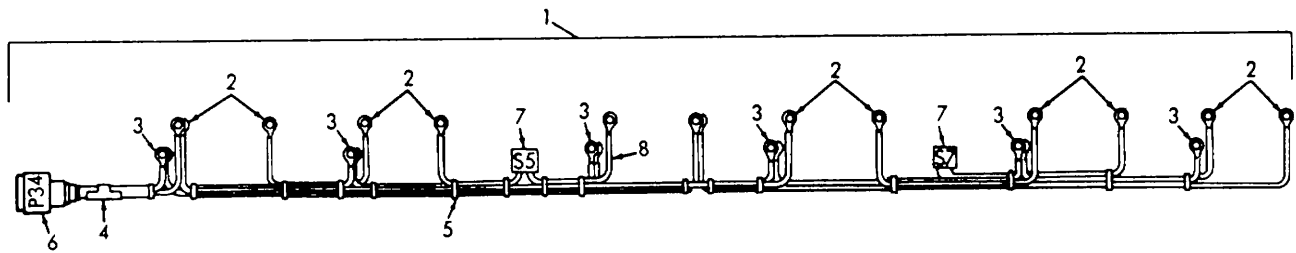
| ITEM NO. | GROUP | ITEM NAME |
|----------|-------|-----------|
| 1 | 03 | CABLE AY |
| 2 | 03 | CABLE AY |



ME 5410-221-24P/27

Figure No. 27 Water Lines And Under Floor Heater Harness

| LEGEND TO PARTS, FIGURE 27 | | |
|----------------------------|-------|--------------|
| ITEM NO. | GROUP | ITEM NAME |
| 1 | 03 | HARNESS AY |
| 2 | 03 | TERMINAL LUG |
| 3 | 03 | TERMINAL LUG |
| 4 | 03 | STRAP |
| 5 | 03 | STRAP |
| 6 | 03 | CONNECTOR |
| 7 | 03 | CONNECTOR |
| 8 | 03 | CONNECTOR |
| 9 | 03 | WIRE |
| 10 | 03 | WIRE |

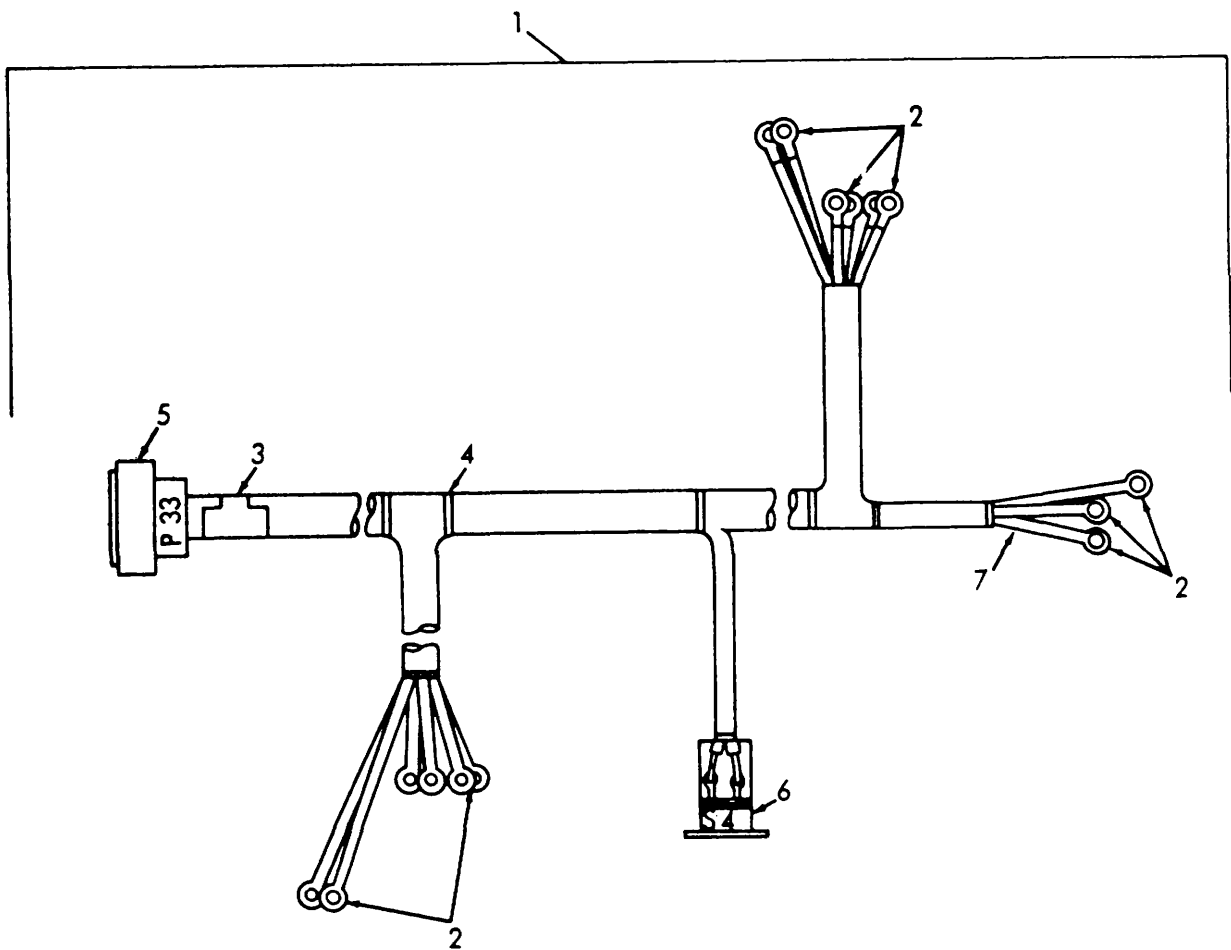


ME 5410-221-24P/28

Figure No. 28 Underfloor Heater Harness

LEGEND TO PARTS, FIGURE 28

| ITEM NO. | GROUP | ITEM NAME |
|----------|-------|--------------|
| 1 | 03 | HARNESS AY |
| 2 | 03 | TERMINAL LUG |
| 3 | 03 | TERMINAL LUG |
| 4 | 03 | STRAP |
| 5 | 03 | STRAP |
| 6 | 03 | CONNECTOR |
| 7 | 03 | SWITCH |
| 8 | 03 | WIRE |

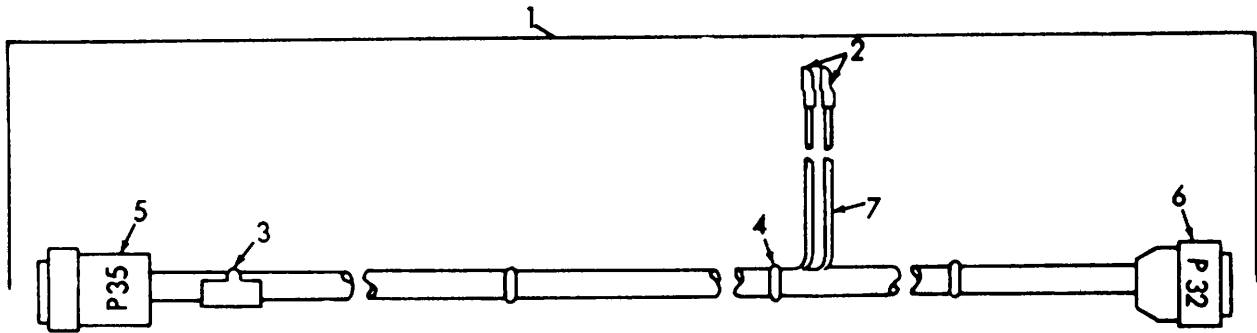


ME 5410-221-24P/29

Figure No. 29 Heater Harness

LEGEND TO PARTS, FIGURE 29

| ITEM NO. | GROUP | ITEM NAME |
|----------|-------|--------------|
| 1 | 03 | HARNES AY |
| 2 | 03 | TERMINAL LUG |
| 3 | 03 | STRAP |
| 4 | 03 | STRAP |
| 5 | 03 | CONN ECTOR |
| 6 | 03 | SWITCH |
| 7 | 03 | WIRE |

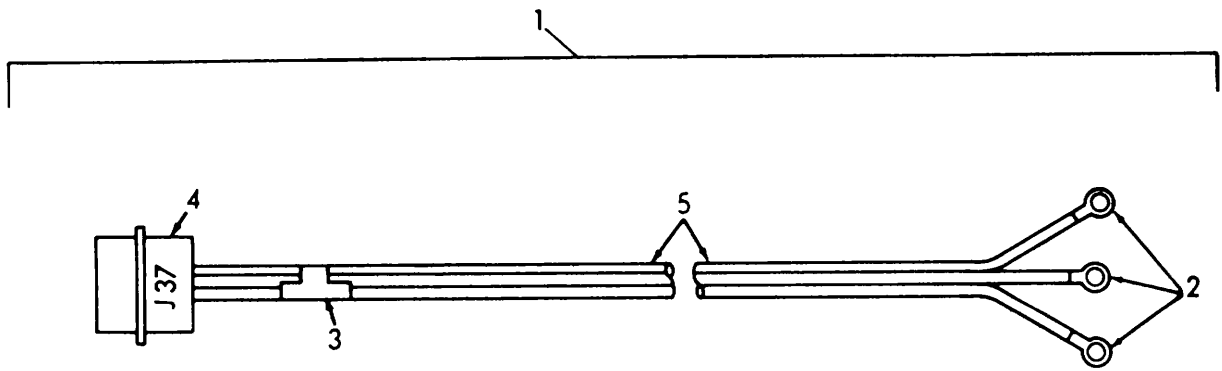


ME 5410-221-24P/30

Figure No. 30 Sump Pump Harness

LEGEND TO PARTS, FIGURE 30

| ITEM NO. | GROUP | ITEM NAME |
|----------|-------|------------|
| 1 | 03 | HARNESS AY |
| 2 | 03 | TERMINAL |
| 3 | 03 | STRAP |
| 4 | 03 | STRAP |
| 5 | 03 | CONNECTOR |
| 6 | 03 | CONNECTOR |
| 7 | 03 | WIRE |



ME 5410-221-24P/31

Figure No. 31 Temperature Sensing Unit

LEGEND TO PARTS, FIGURE 31

| ITEM NO. | GROUP | ITEM NAME |
|----------|-------|--------------|
| 1 | 03 | HARNESS AY |
| 2 | 03 | TERMINAL LUG |
| 3 | 03 | STRAP |
| 4 | 03 | CONNECTOR |
| 5 | 03 | WIRE |

TELEPHONE
JACK

1

SURGERY LIGHTS
28 VOLTS DC

7

WATER LINE
HEATER RECEPTACLE
120 VOLTS
400 CYCLES

12

SURGICAL
LIGHTS
POWER
SUPPLY

2

AREA LIGHT
EMERGENCY
SUPPLY
CAUTION
DUMMY PLUG
MUST
BE INSERTED
WHEN
EMERGENCY
POWER SUPPLY
IS NOT
CONNECTED

8

AIR LOCK RECEPTACLE
120 VOLTS
400 CYCLES

13

POWER OUT
120-240 VOLTS
60 CYCLES

3

STERILIZER RECEPTACLES
STERILIZER NO.1 OR PROCESSOR STERILIZER NO.2 OR X-RAY
120/208 VOLTS
400 CYCLES

14

POWER IN
120-240 VOLTS
60 CYCLES

4

120 VOLTS
400 CYCLES

9

X-RAY RECEPTACLE
120-240 VOLTS 60 CYCLE

15

POWER OUT
120/208 VOLTS
400 CYCLES

5

120 V
60 CYC

10

EMERGENCY LIGHT
28 VOLTS DC

16

POWER IN
120-208 VOLTS
400 CYCLES

6

CEILING LIGHT
RECEPTACLE

11

REMOTE
TEMP
SENSING
RECP

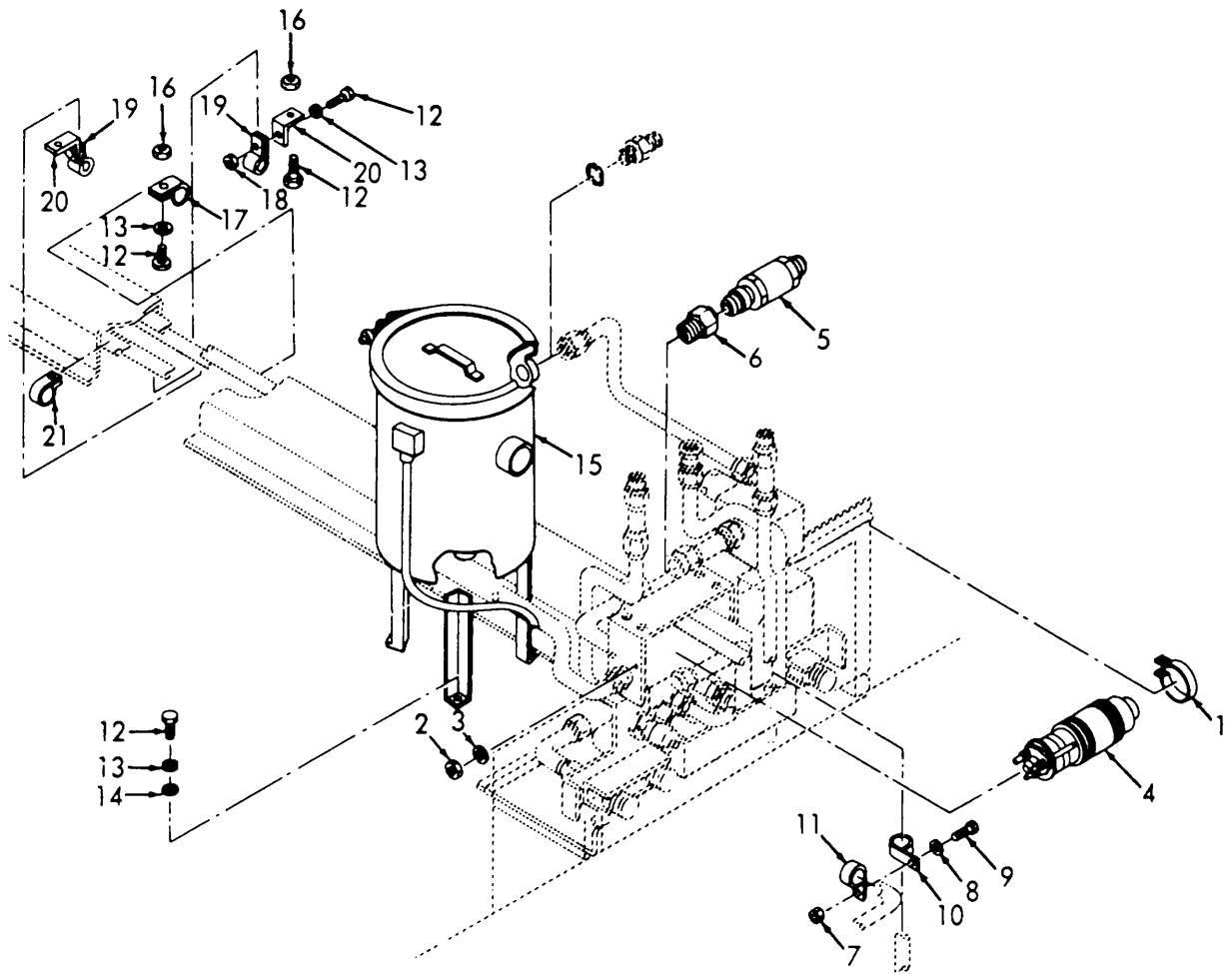
17

ME 5410-221-24P/32

Figure No. 32 Instruction Labels

LEGEND TO PARTS, FIGURE 32

| ITEM NO. | GROUP | ITEM NAME |
|-------------|-------|--------------|
| 1 | 03 | LABEL |
| 2 | 03 | LABEL |
| 3 | 03 | LABEL |
| 4 | 03 | LABEL |
| 5 | 03 | LABEL |
| 6 | 03 | LABEL |
| 7 | 03 | LABEL |
| 8 | 03 | LABEL |
| 9 | 03 | LABEL |
| 10 | 03 | LABEL |
| 11 | 03 | LABEL |
| 12 | 03 | LABEL |
| 13 | 03 | LABEL |
| 14 | 03 | LABEL |
| 15 | 03 | LABEL |
| 16 | 03 | LABEL |
| 17 | 03 | LABEL |



ME 5410-221-24P/33

Figure No. 33 Plumbing Pipes And Clamps

LEGEND TO PARTS, FIGURE 33

| ITEM NO. | GROUP | ITEM NAME | ITEM NO. | GROUP | ITEM NAME | ITEM NO. | GROUP | ITEM NAME |
|----------|-------|-----------|----------|-------|-----------|----------|-------|-----------|
| 1 | 04 | C LAMP | 8 | 04 | WASHER | 15 | 04 | SUMP |
| 2 | 04 | NUT | 9 | 04 | BOLT | 16 | 04 | NUT |
| 3 | 04 | WASHER | 10 | 04 | CLAMP | 17 | 04 | CLAMP |
| 4 | 04 | PUMP | 11 | 04 | CLAMP | 18 | 04 | NUT |
| 5 | 04 | VALVE | 12 | 04 | BOLT | 19 | 04 | CLAMO |
| 6 | 04 | BUSHING | 13 | 04 | WASHER | 20 | 04 | BRACKET |
| 7 | 04 | NUT | 14 | 04 | WASH ER | 21 | 04 | CLAMP |

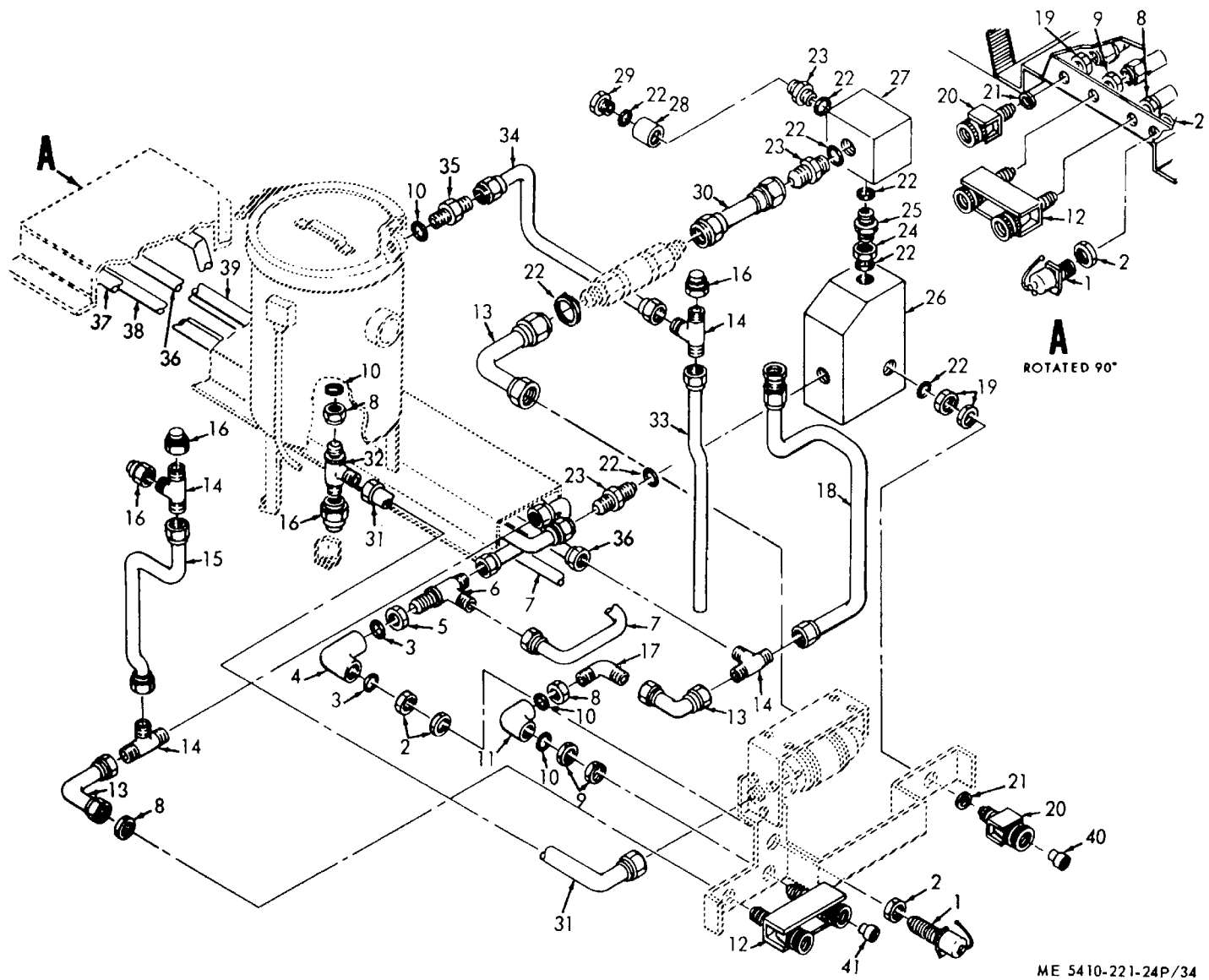
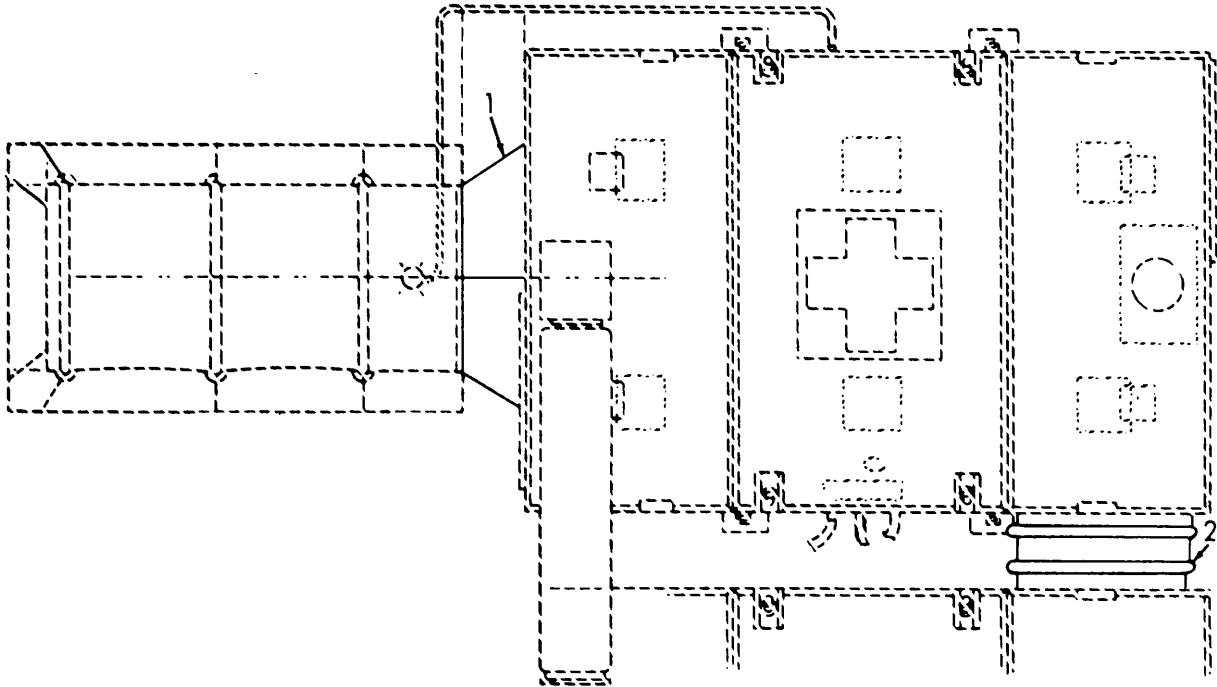


Figure No. 34 Plumbing System

ME 5410-221-24P/34

LEGEND TO PARTS, FIGURE 34

| ITEM NO. | GROUP | ITEM NAME | ITEM NO. | GROUP | ITEM NAME | ITEM NO. | GROUP | ITEM NAME |
|----------|-------|---------------|----------|-------|---------------|----------|-------|-----------|
| 1 | 04 | NIPPLE-CAP AY | 15 | 04 | TUBE AY | 29 | 04 | PLUG |
| 2 | 04 | NUT | 16 | 04 | CAP AY | 30 | 04 | TUBE AY |
| 3 | 04 | PACKING | 17 | 04 | ELBOW | 31 | 04 | TUBE AY |
| 4 | 04 | ELBOW | 18 | 04 | TUBE AY | 32 | 04 | TEE |
| 5 | 04 | NUT | 19 | 04 | NUT | 33 | 04 | TUBE AY |
| 6 | 04 | TEE | 20 | 04 | COUPLING HALF | 34 | 04 | TUBE AY |
| 7 | 04 | TUBE AY | 21 | 04 | WASHER | 35 | 04 | UNION |
| 8 | 04 | NUT | 22 | 04 | PACKING | 36 | 04 | TUBE AY |
| 9 | 04 | NUT | 23 | 04 | UNION | 37 | 04 | TUBE AY |
| 10 | 04 | PACKING | 24 | 04 | NUT | 38 | 04 | TUBE AY |
| 11 | 04 | LLBOW | 25 | 04 | UNION | 39 | 04 | TUBE AY |
| 12 | 04 | COUPLING HALF | 26 | 04 | MANIFOLD | 40 | 04 | PLUG |
| 13 | 04 | TUBE AY | 27 | 04 | MANIFOLD | 41 | 04 | PLUS |
| 14 | 04 | TEE | 28 | 04 | COUPLING | | | |

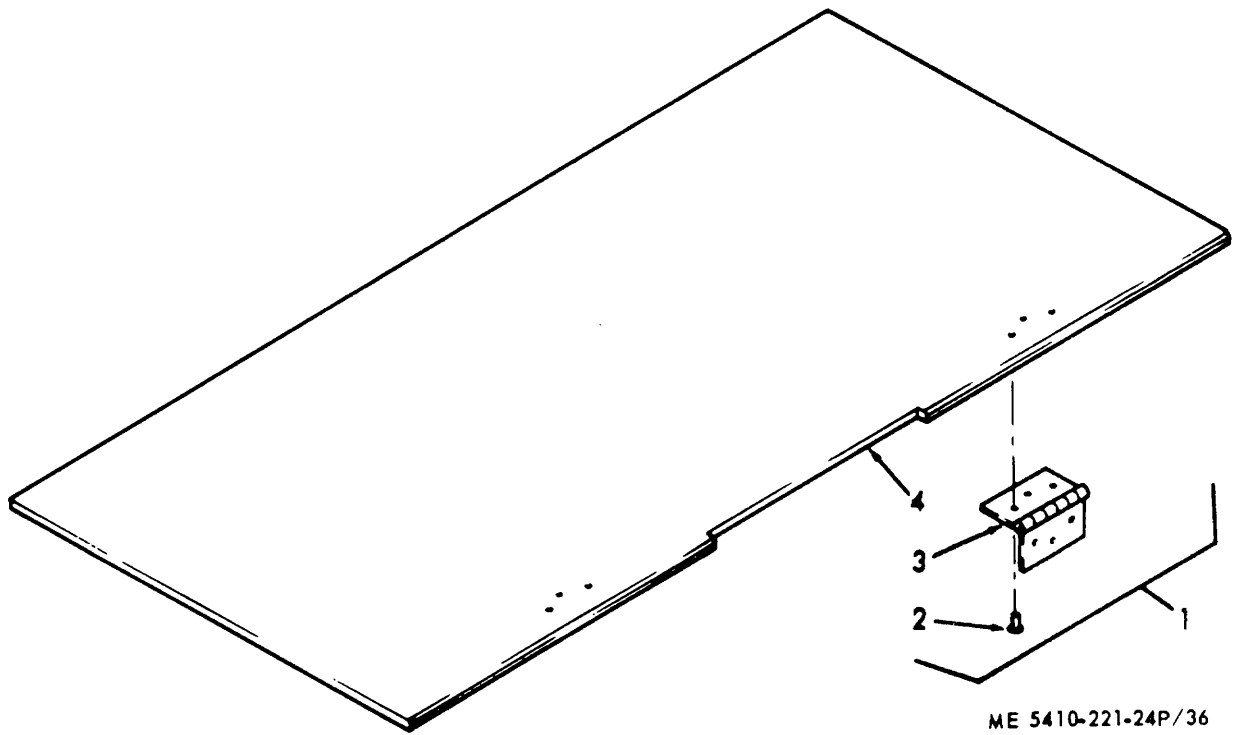


ME 5410-221-24P/35

Figure No. 35 Bellows And Air Lock Adapter

LEGEND TO PARTS, FIGURE 35

| ITEM NO. | GROUP | ITEM NAME |
|----------|-------|-----------|
| 1 | 05 | ADAPTER |
| 2 | 05 | BE LLOWS |



ME 5410-221-24P/36

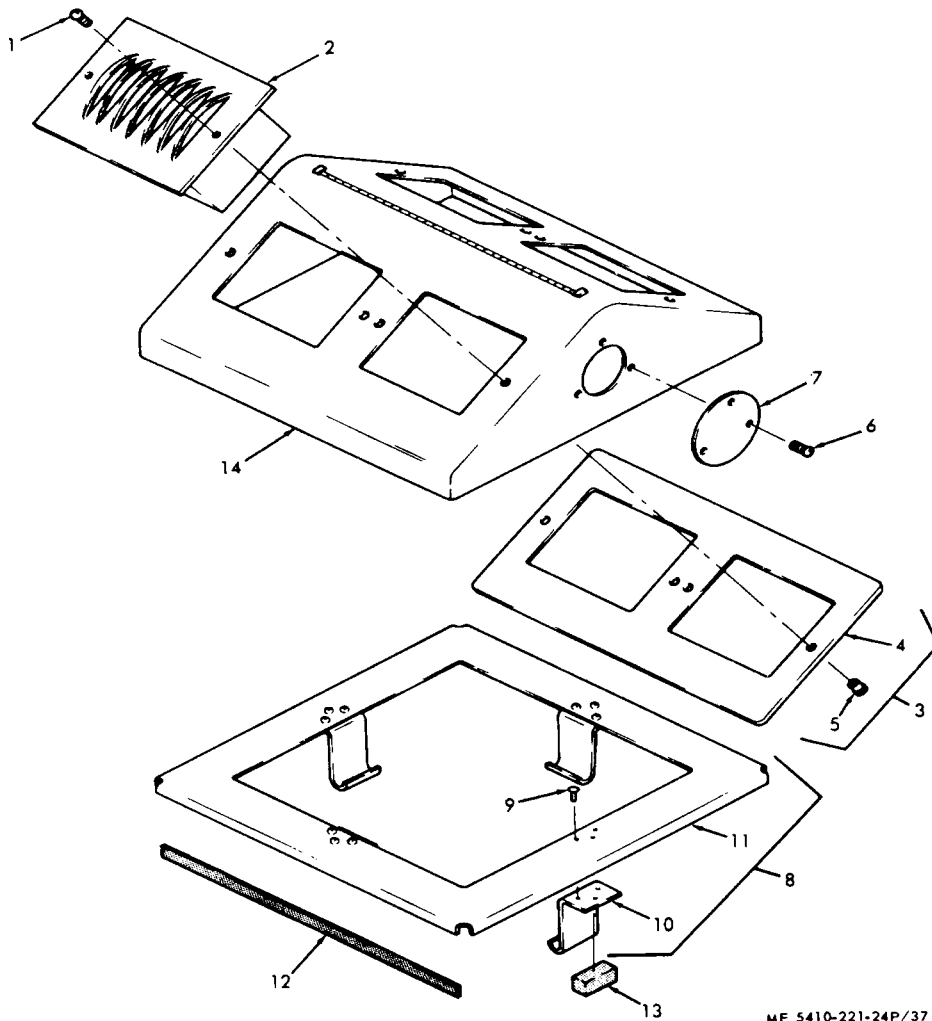
Figure No. 36 Tread Plate

LEGEND TO PARTS, F I G U R E 36

| ITEM NO. | GROUP | ITEM NAME |
|----------|-------|-----------|
| 1 | 05 | PLATE AY |
| 2 | 05 | RIVET |
| 3 | 05 | HINGE |
| 4 | 05 | PLATE |

LEGEND TO PARTS, FIGURE 37

| ITEM NO. | GROUP | ITEM NAME |
|----------|-------|------------|
| 1 | 05 | SCREW |
| 2 | 05 | DIFFUSER |
| 3 | 05 | PLATE AY |
| 4 | 05 | PLATE |
| 5 | 05 | RIVNUT |
| 6 | 05 | SCREW |
| 7 | 05 | COVER |
| 8 | 05 | ADAPTOR AY |
| 9 | 05 | RIVET |
| 10 | 05 | STRIKER |
| 11 | 05 | PLATE |
| 12 | 05 | GASKET |
| 13 | 05 | BLOCK |
| 14 | 05 | BOOT |

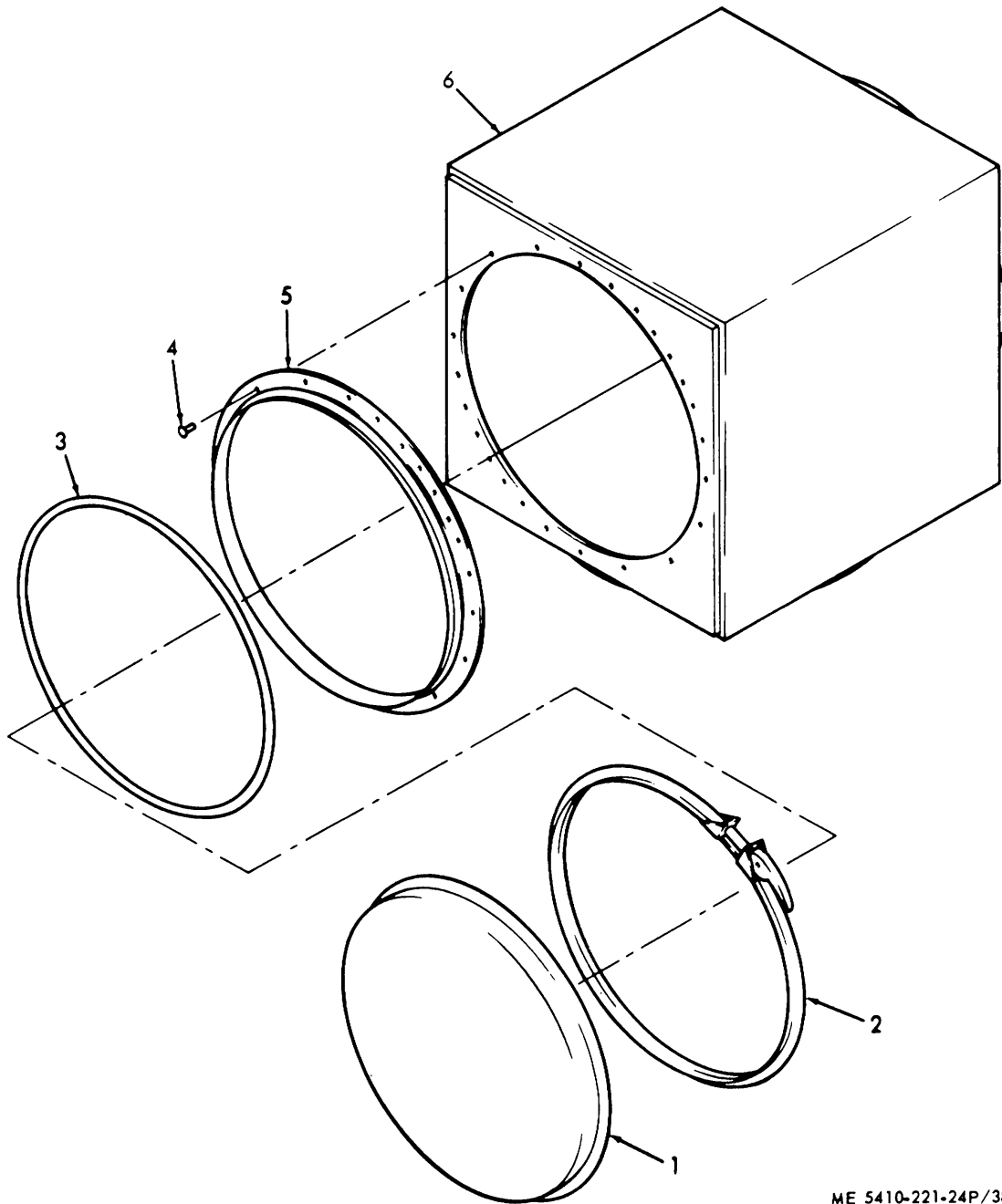


ME 5410-221-24P/37

Figure No. 37 Plenum
176

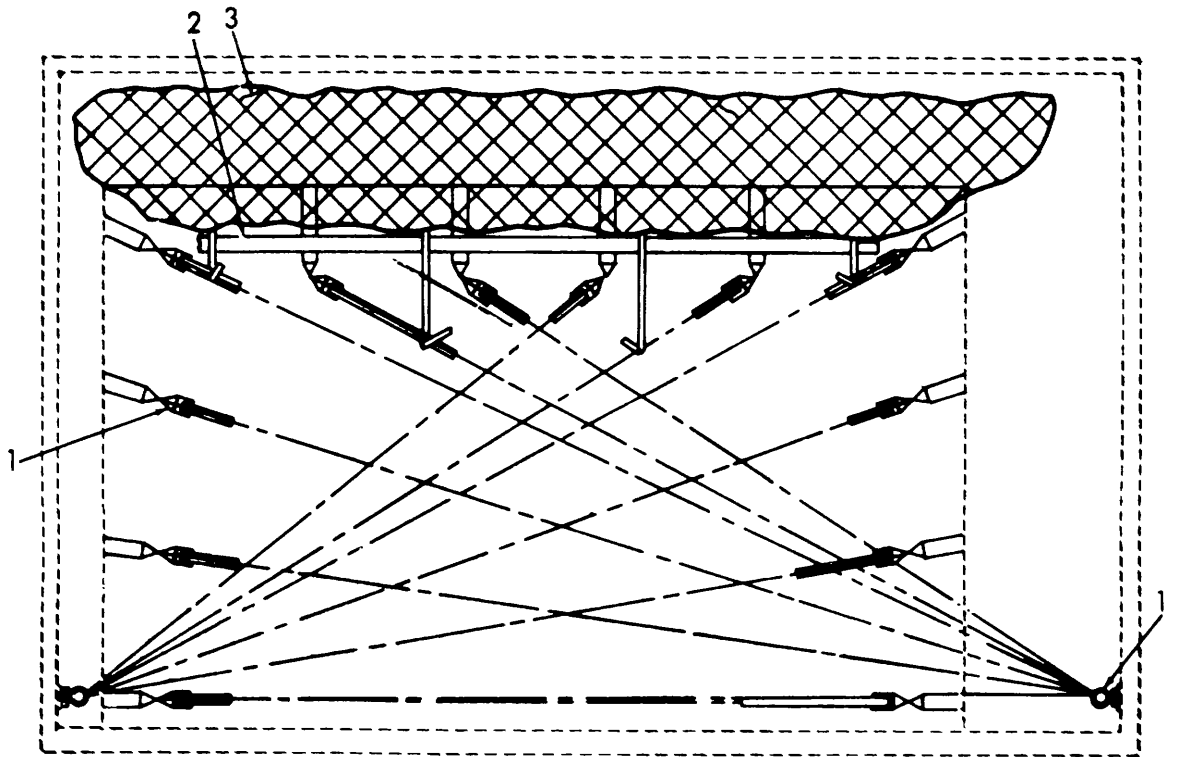
LEGEND TO PARTS, FIGURE 38

| ITEM NO. | GROUP | ITEM NAME |
|----------|-------|-----------|
| 1 | 05 | COVER |
| 2 | 05 | COUPLING |
| 3 | 05 | SEAL AY |
| 4 | 05 | RIVET |
| 5 | 05 | FLANGE AY |
| 6 | 05 | PLENUM AY |



ME 5410-221-24P/38

Figure No. 38 Adapter

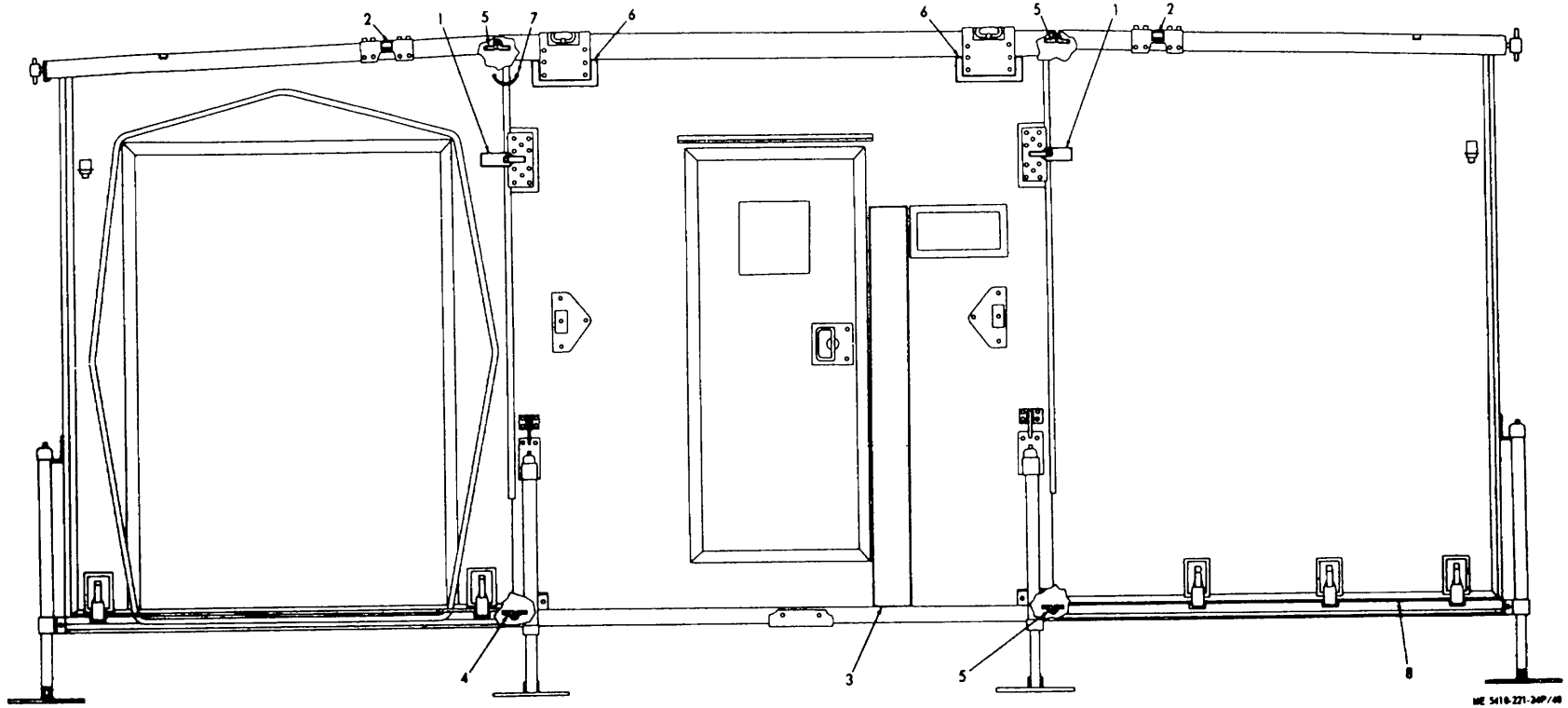


ME 5410-221-24P/39

Figure No. 39 Tie Down Installation

LEGEND TO PARTS, FIGURE 39

| ITEM NO. | GROUP | ITEM NAME |
|----------|-------|-------------|
| 1 | 05 | ROPE NET AY |
| 2 | 05 | STRAP AY |
| 3 | 05 | WEB NET AY |



ME 5410-221-2407/08

Figure No. 40 Shelter Components, Poor Side

LEGEND TO PARTS, FIGURE 40

| ITEM NO. | GROUP | ITEM NAME | ITEM NO. | GROUP | ITEM NAME |
|----------|-------|-----------|----------|-------|-----------|
| 1 | 06 | LATCH AY | 5 | 06 | STRIP |
| 2 | 06 | FASTENER | 6 | 06 | PLATE |
| 3 | 06 | COVER AY | 7 | 06 | STRAP |
| 4 | 06 | SEAL | 8 | 06 | COVER AY |

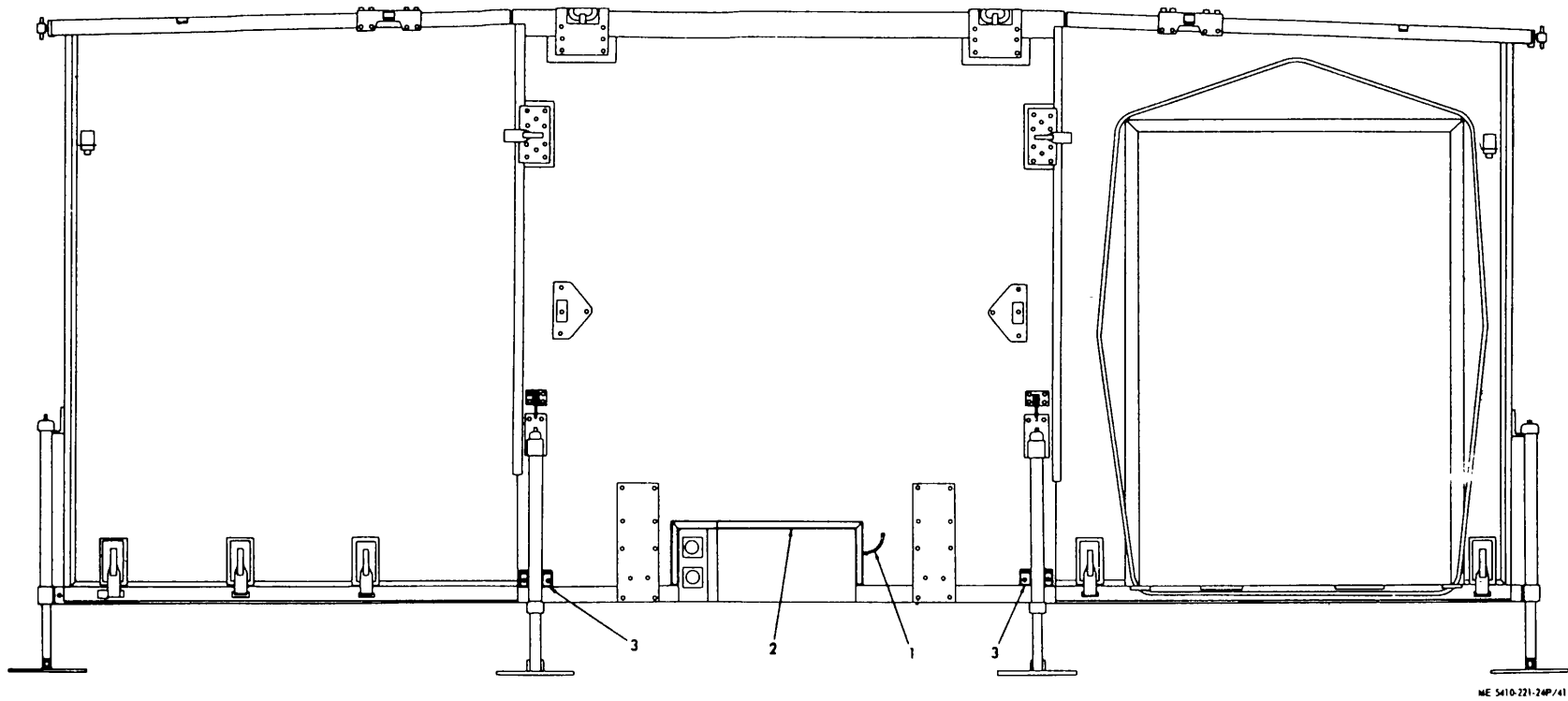
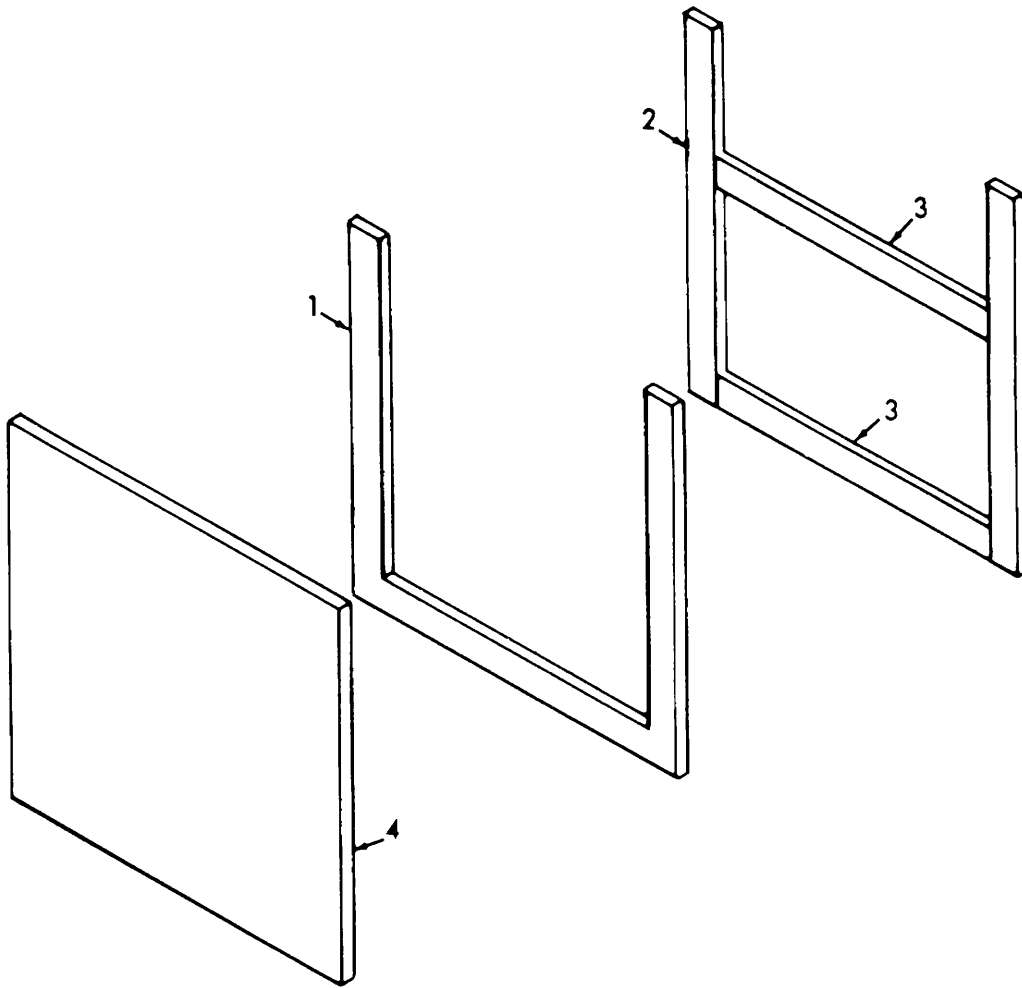


Figure No. 41 Shelter Components Water Box Side

LEGEND TO PARTS, FIGURE 41

| ITEM NO. | GROUP | ITEM NAME |
|----------|-------|-----------|
| 1 | 06 | STRAP |
| 2 | 06 | DOUBLER |
| 3 | 06 | SEAL |

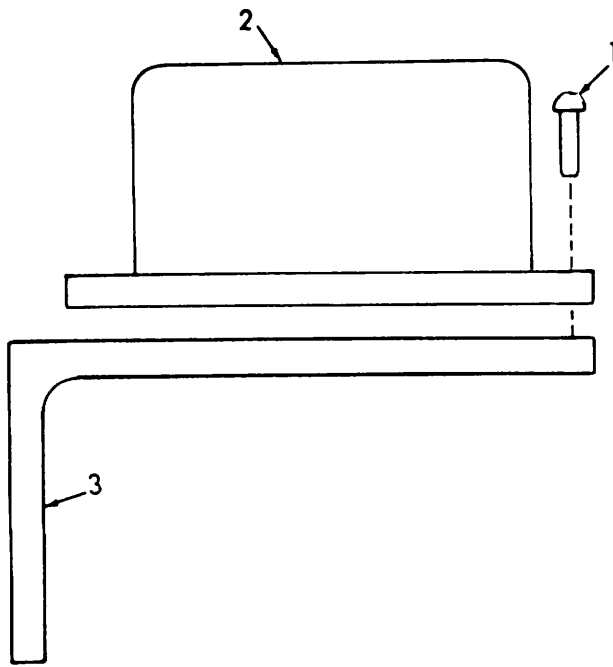


ME 5410-221-24P/42

Figure No. 42 Curtain

LEGEND TO PARTS, FIGURE 42

| ITEM NO. | GROUP | ITEM NAME |
|----------|-------|-----------|
| 1 | 06 | TAPE |
| 2 | 06 | TAPE |
| 3 | 06 | TAPE |
| 4 | 06 | CLOTH |



ME 5410-221-24P/43

Figure No. 43 Level Indicator

LEGEND TO PARTS, FIGURE 43

| ITEM NO. | GROUP | ITEM NAME |
|----------|-------|-----------|
| 1 | 06 | RIVET |
| 2 | 06 | INDICATOR |
| 3 | 06 | ANGLE |

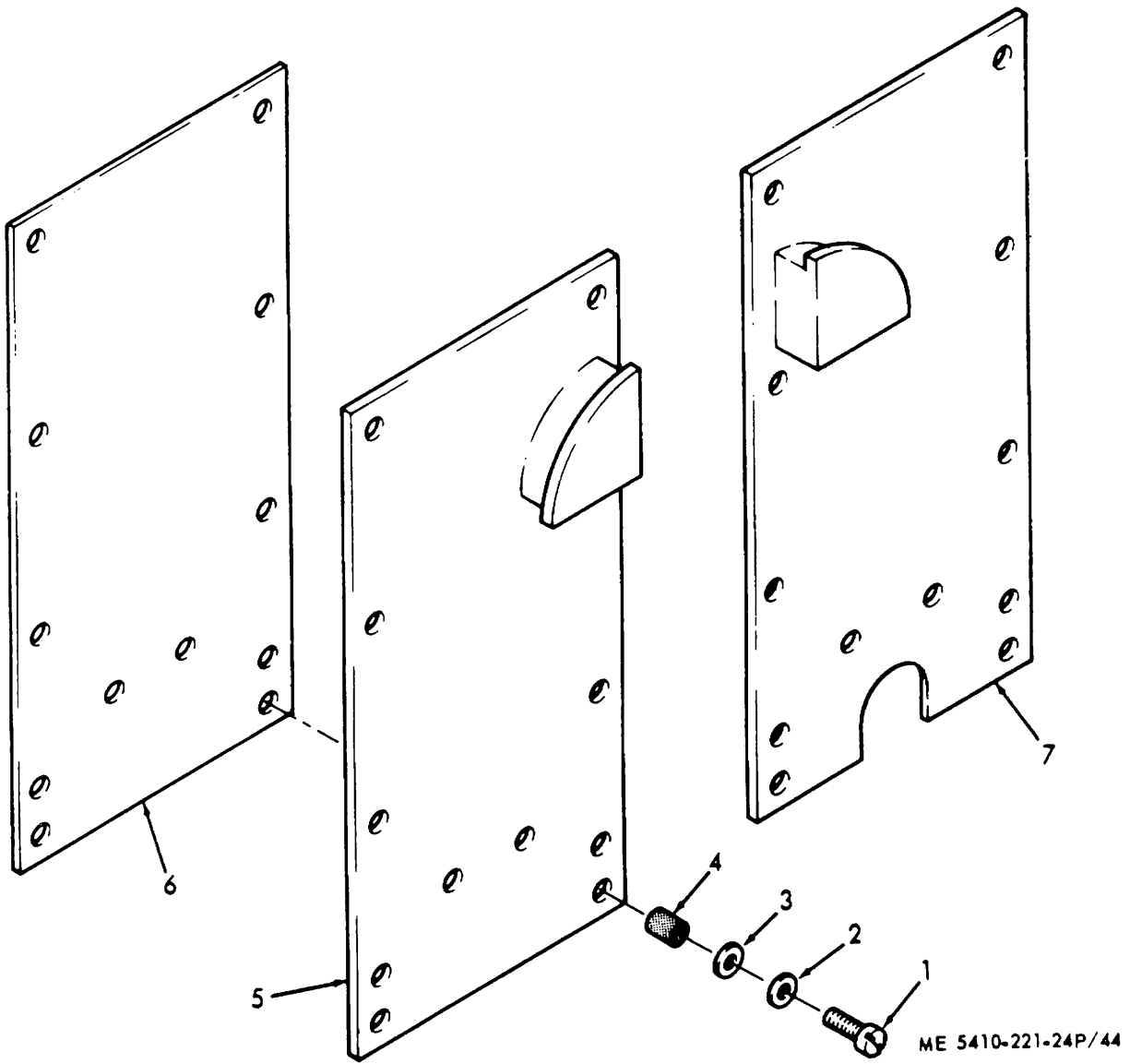
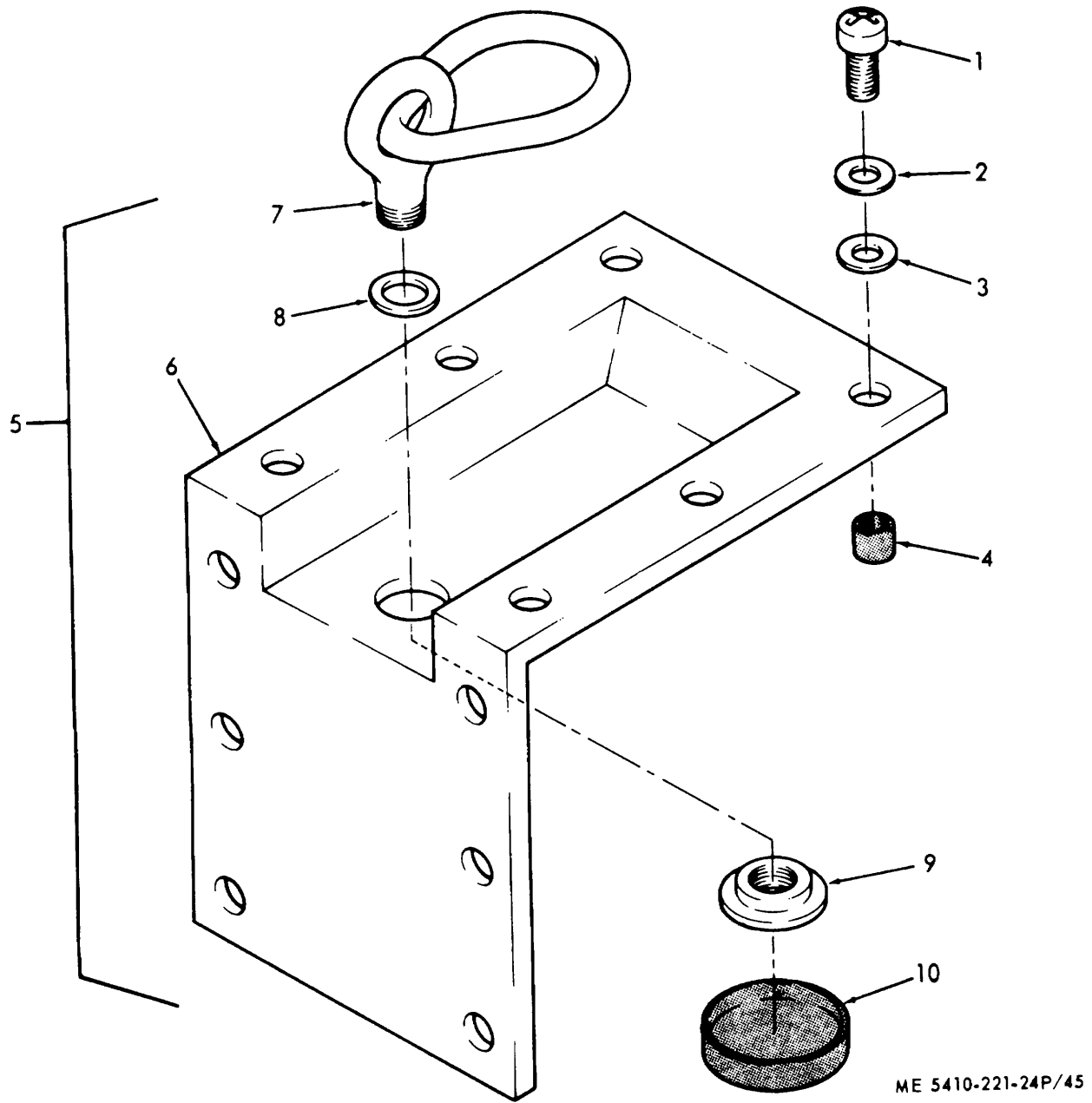


Figure No. 44 Cable Guide

| LEGEND TO PARTS, FIGURE 44 | | | | | |
|----------------------------|-------|-----------|----------|-------|-----------|
| ITEM NO. | GROUP | ITEM NAME | ITEM NO. | GROUP | ITEM NAME |
| 1 | 06 | BOLT | 5 | 06 | GUIDE AY |
| 2 | 06 | WASHER | 6 | 06 | PLATE |
| 3 | 06 | WASHER | 7 | 06 | GUIDE AY |
| 4 | 06 | NUT | | | |



ME 5410-221-24P/45

Figure No. 45 Lifting Ring

LEGEND TO PARTS, FIGURE 45

| ITEM NO. | GROUP | ITEM NAME | ITEM NO. | GROUP | ITEM NAME |
|----------|-------|-----------|----------|-------|-----------|
| 1 | 06 | BOLT | 6 | 06 | BRACKET |
| 2 | 06 | WASHER | 7 | 06 | RING |
| 3 | 06 | WASHER | 8 | 06 | WASHER |
| 4 | 06 | NUT | 9 | 06 | NUT |
| 5 | 06 | RING AY | 10 | 06 | CAP |

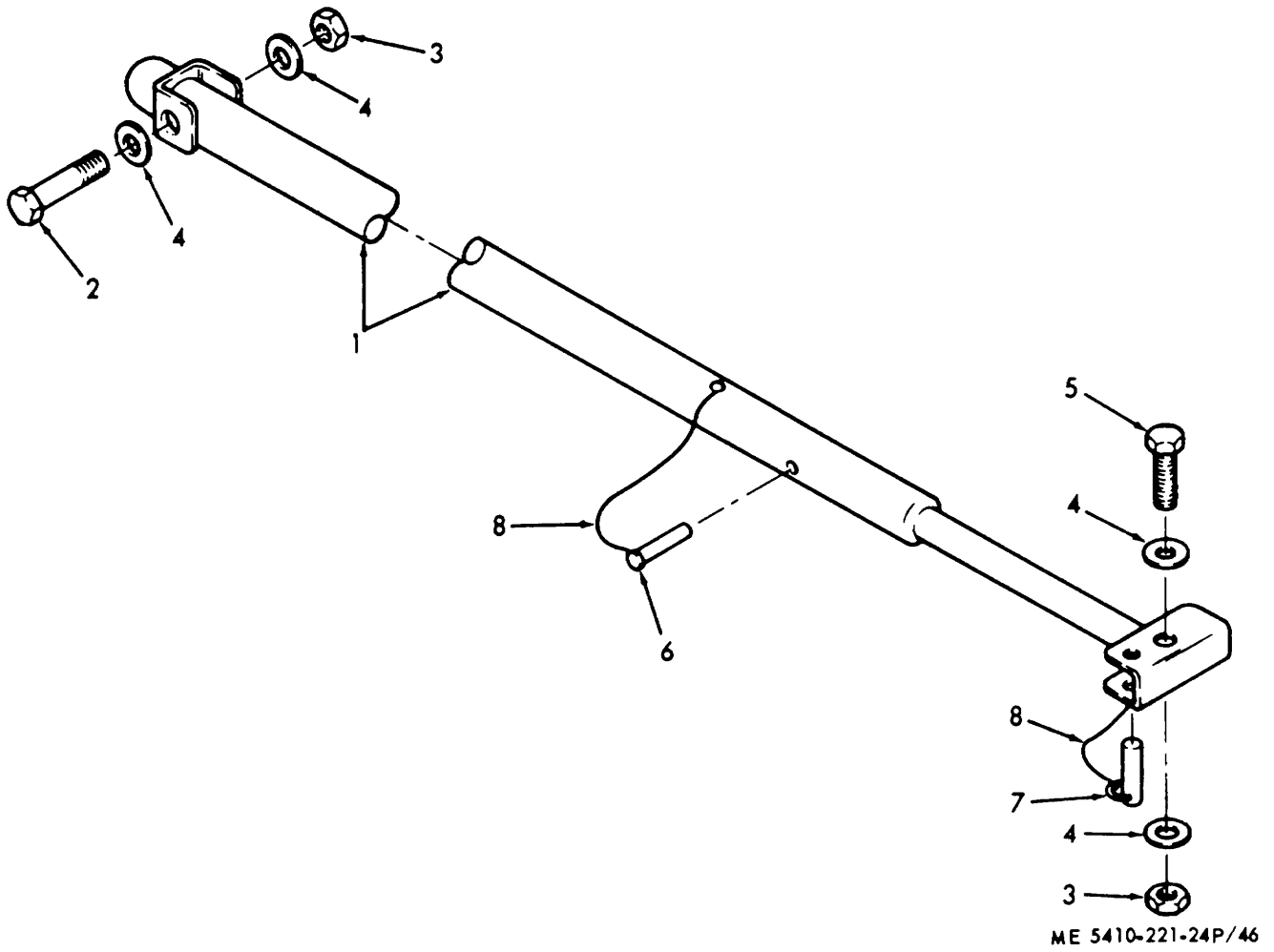


Figure No. 46 Roof Support

LEGEND TO PARTS, FIGURE 46

| ITEM NO. | GROUP | ITEM NAME | ITEM NO. | GROUP | ITEM NAME |
|----------|-------|------------|----------|-------|-----------|
| 1 | 06 | SUPPORT AY | 5 | 06 | BOLT |
| 2 | 06 | BOLT | 6 | 06 | PIN |
| 3 | 06 | NUT | 7 | 06 | PIN |
| 4 | 06 | WASHER | 8 | 06 | CABLE |

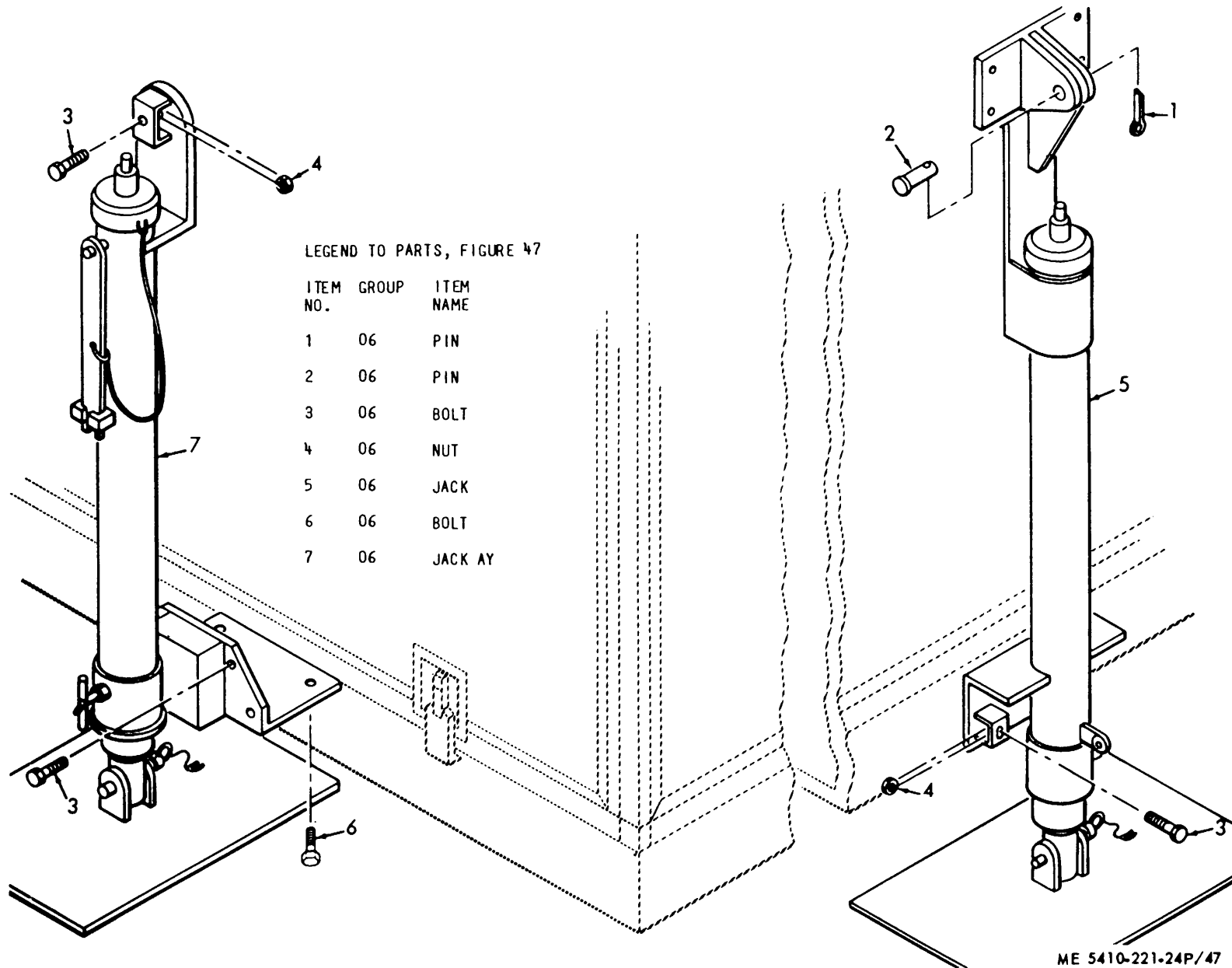
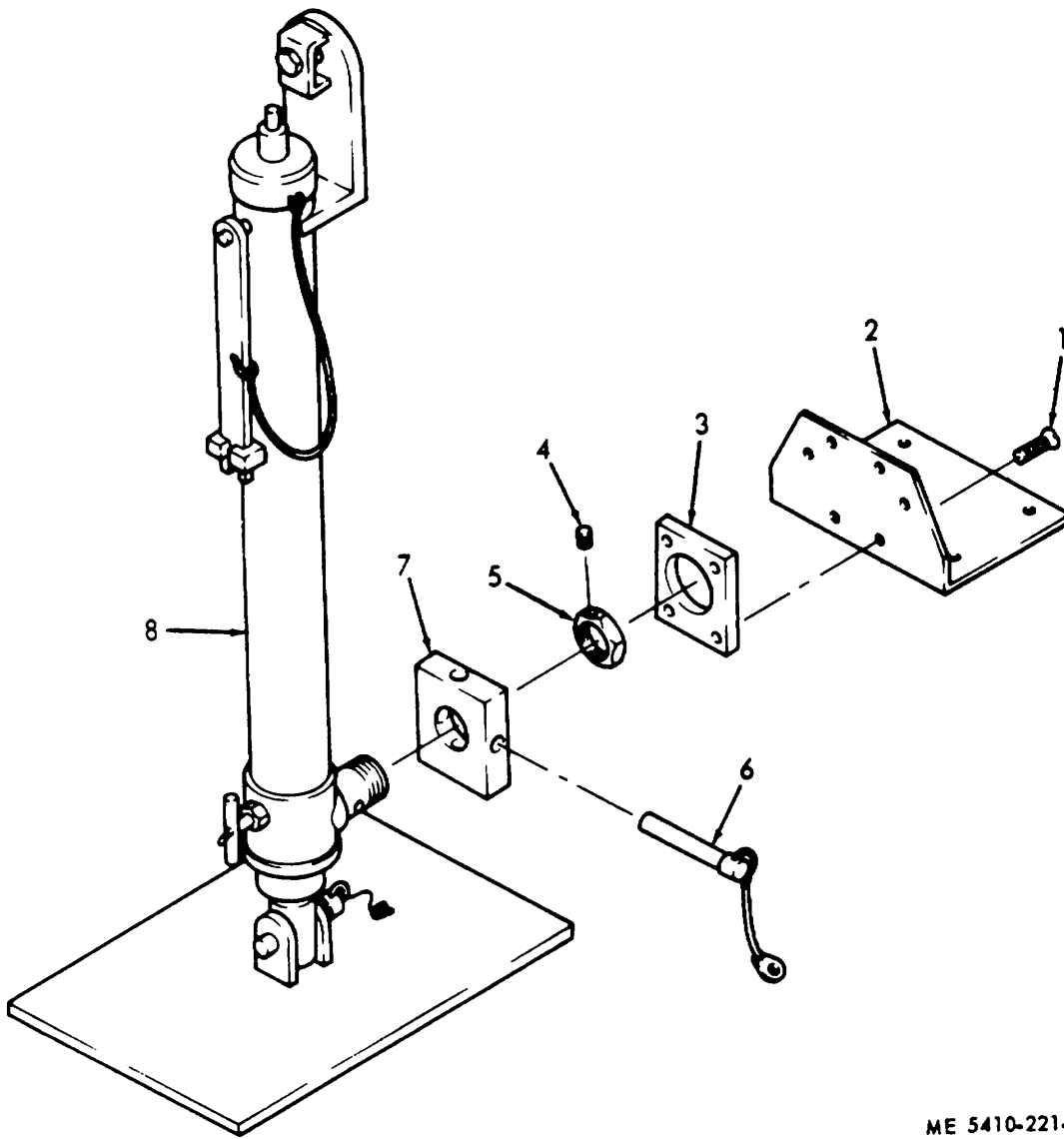


Figure No. 47 Leveling Jacks
186

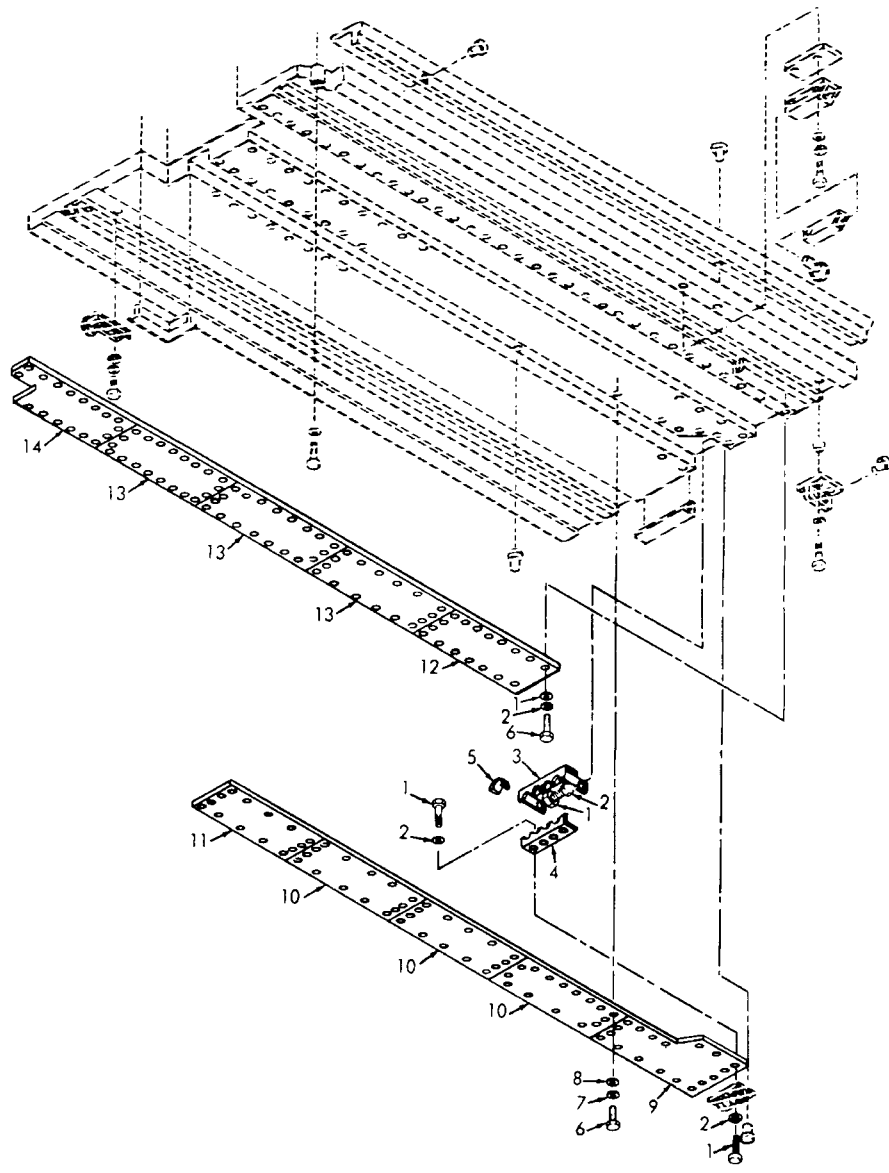


ME 5410-221-24P/48

Figure No. 48 Jack

LEGEND TO PARTS, FIGURE 48

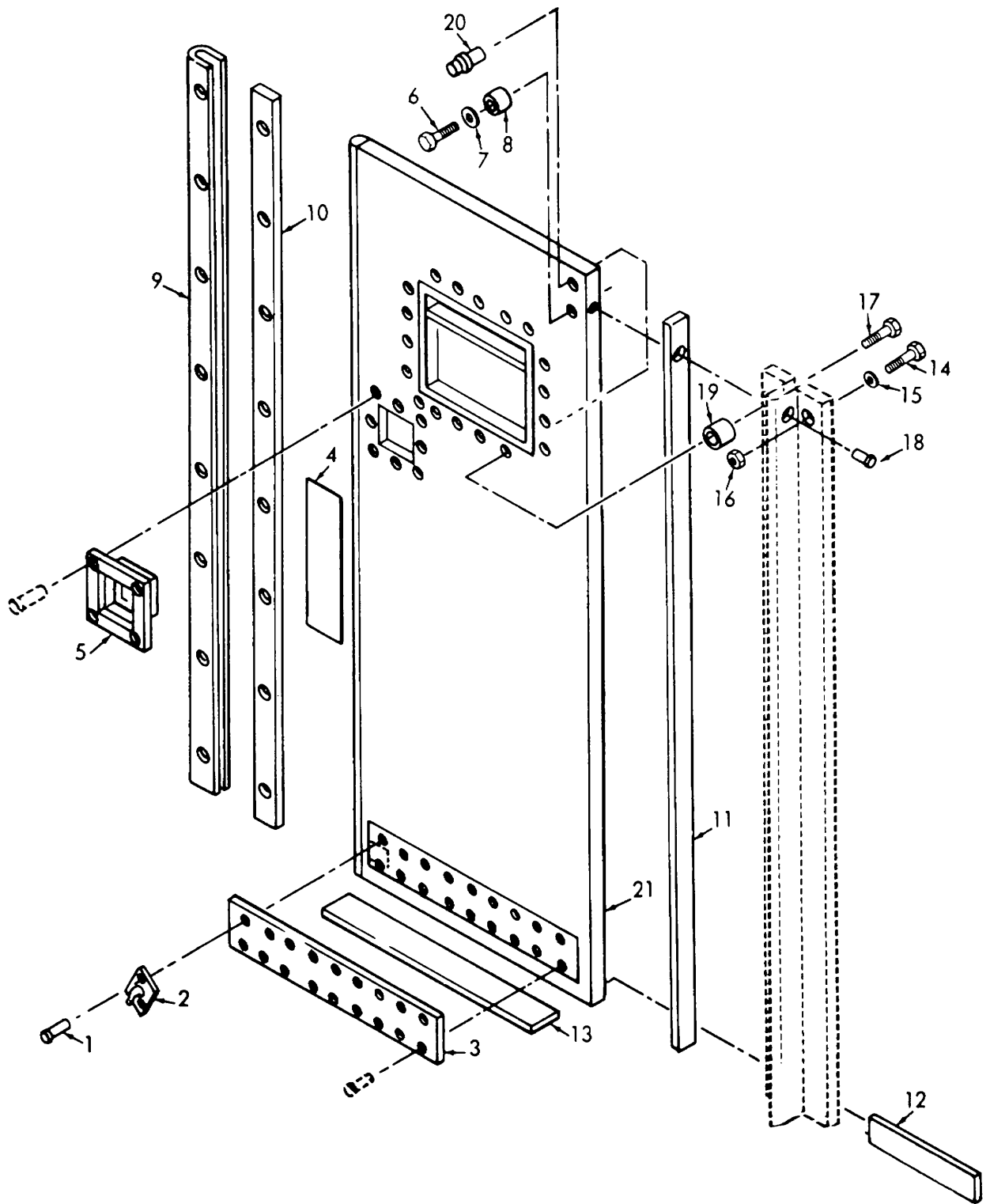
| ITEM NO. | GROUP | ITEM NAME | ITEM NO. | GROUP | ITEM NAME |
|----------|-------|-----------|----------|-------|-----------|
| 1 | 06 | SCREW | 5 | 06 | NUT |
| 2 | 06 | PLATE | 6 | 06 | PIN |
| 3 | 06 | BLOCK | 7 | 06 | BLOCK |
| 4 | 06 | SETSCREW | 8 | 06 | JACK AY |



ME 5410-221-24P/49

**Figure No. 49 Water And Electrical Tunnel Covers
LEGEND TO PARTS, FIGURE 49**

| ITEM NO. | GROUP | ITEM NAME |
|----------|-------|-------------|
| 1 | 06 | BOLT |
| 2 | 06 | WASHER |
| 3 | 06 | BULKHEAD AY |
| 4 | 06 | BULKHEAD AY |
| 5 | 06 | SEAL |
| 6 | 06 | BOLT |
| 7 | 06 | WASHER |
| 8 | 06 | WASHER |
| 9 | 06 | COVER AY |
| 10 | 06 | COVER AY |
| 11 | 06 | COVER AY |
| 12 | 06 | COVER AY |
| 13 | 06 | COVER AY |
| 14 | 06 | COVER AY |

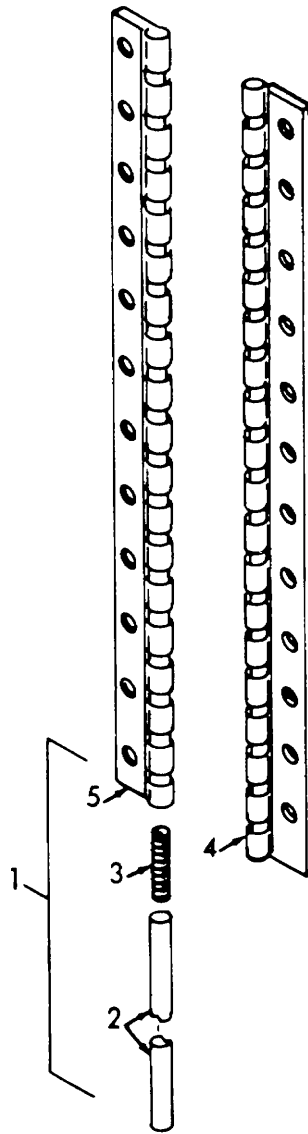


ME 5410-221-24P/50

Figure No. 50 Right Hand Door
189

LEGEND TO PARTS, FIGURE 50

| ITEM NO. | GROUP | ITEM NAME | ITEM NO. | GROUP | ITEM NAME |
|----------|-------|-----------|----------|-------|-----------|
| 1 | 06 | RIVET | 12 | 06 | STRIP |
| 2 | 06 | STOP | 13 | 06 | CLOSEOUT |
| 3 | 06 | PLATE | 14 | 06 | SCREW |
| 4 | 06 | PLATE | 15 | 06 | WASHER |
| 5 | 06 | PULL | 16 | 06 | WASHER |
| 6 | 06 | SCRE W | 17 | 06 | SCREW |
| 7 | 06 | WASHER | 18 | 06 | RIVET |
| 8 | 06 | ROO | 19 | 06 | NUT |
| 9 | 06 | SEAL | 20 | 06 | RIVNUT |
| 10 | 06 | STRIP | 21 | 06 | PANEL |
| 11 | 06 | CLOSEOUT | | | |

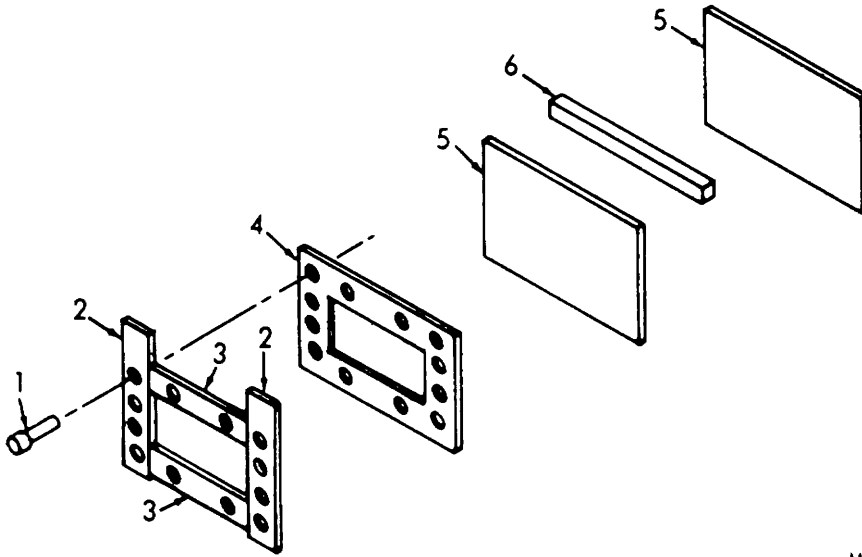


ME 5410-221-24P/51

Figure No. 51 Door Hinge

LEGEND TO PARTS, FIGURE 51

| ITEM NO. | GROUP | ITEM NAME |
|----------|-------|------------|
| 1 | 06 | HINGE AY |
| 2 | 06 | PIN |
| 3 | 06 | SPRING |
| 4 | 06 | HINGE HALF |
| 5 | 06 | HINGE HALF |

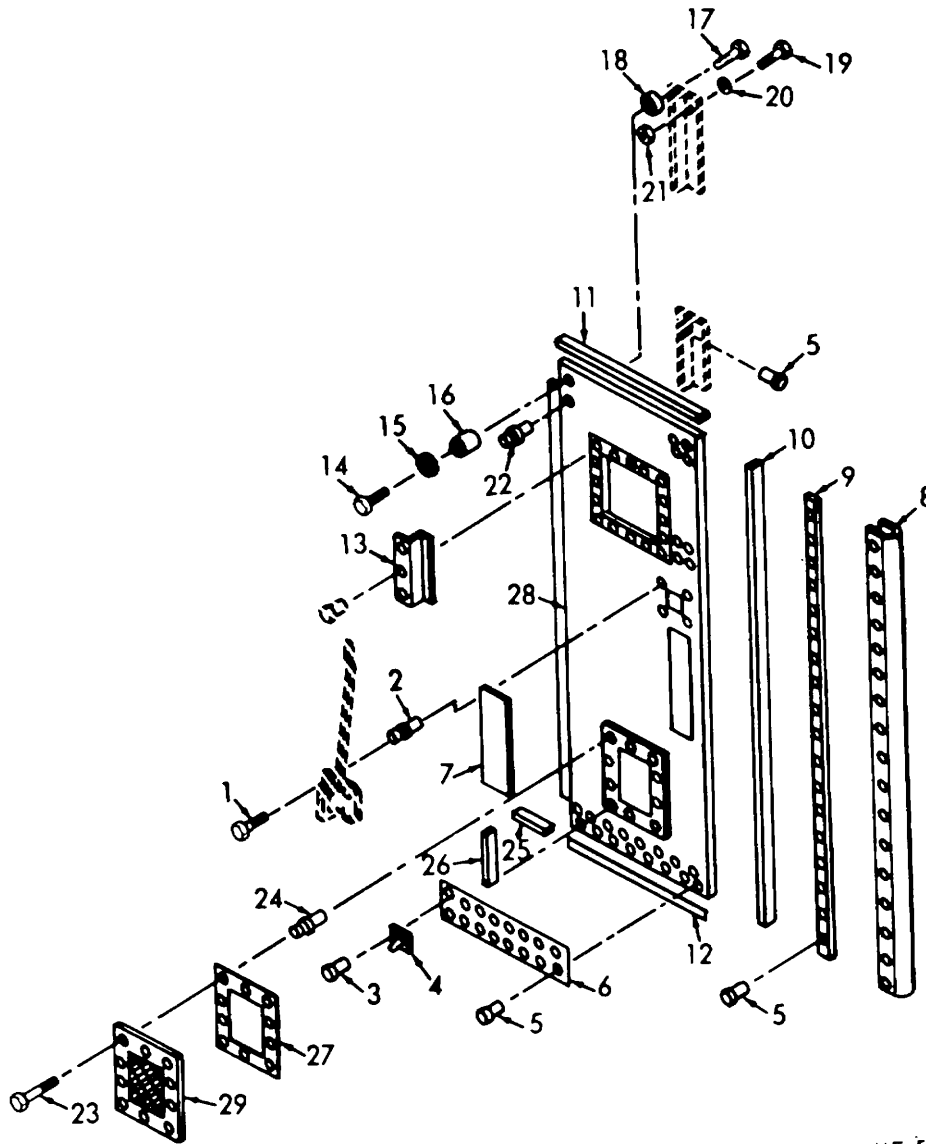


ME 5410-221-24P/52

Figure No. 52 Door Window

LEGEND TO PARTS, FIGURE 52

| ITEM NO. | GROUP | ITEM NAME |
|----------|-------|-----------|
| 1 | 06 | RIVET |
| 2 | 06 | TAPE |
| 3 | 06 | TAPE |
| 4 | 06 | FRAME |
| 5 | 06 | WINDOW |
| 6 | 06 | SPACER |

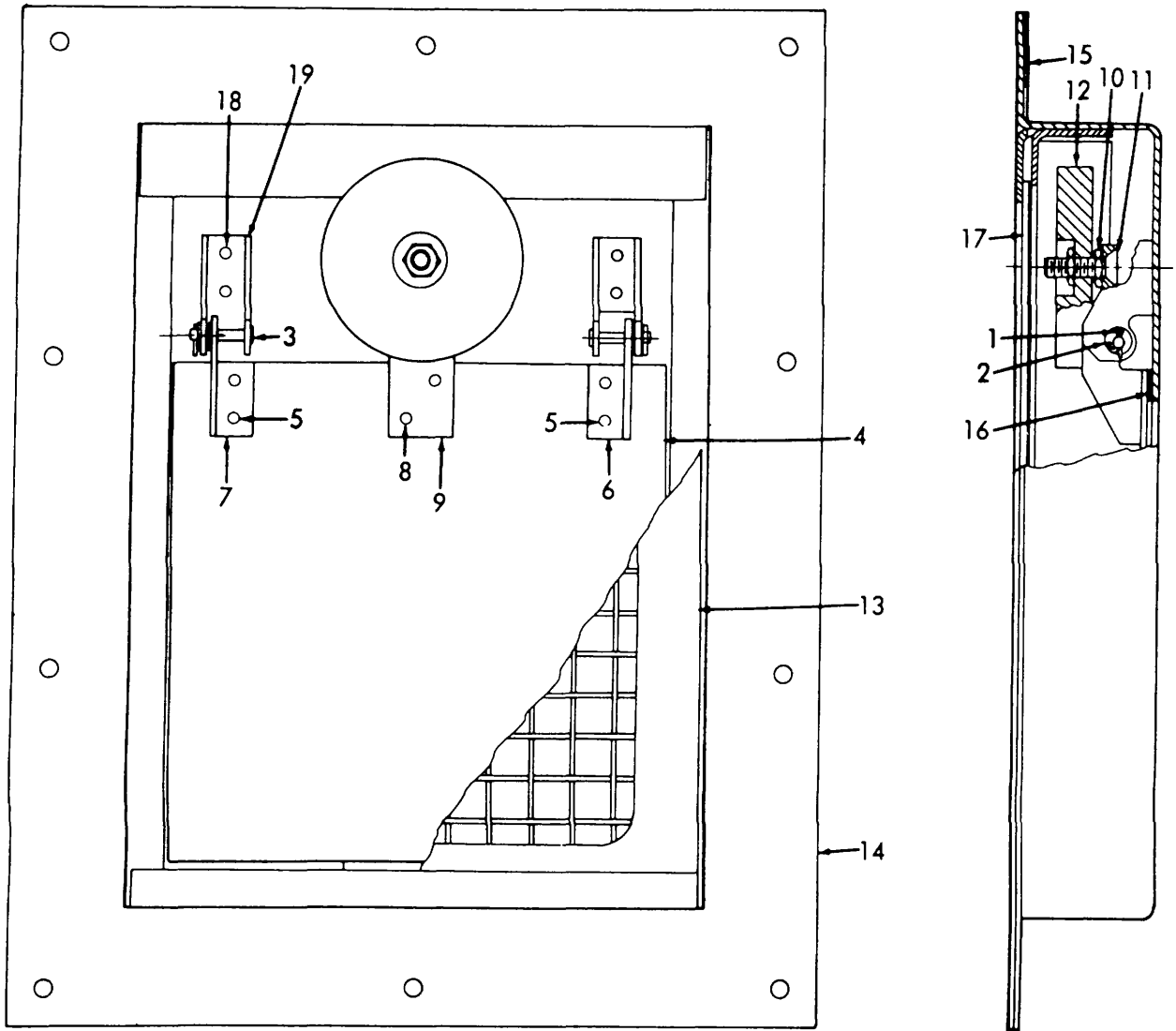


ME 5410-221-24P/53

Figure No. 53 Left Hand Door W/Anti-Back Draft Valve

LEGEND TO PARTS, FIGURE 53

| ITEM NO. | GROUP | ITEM NAME | ITEM NO. | GROUP | ITEM NAME | ITEM NO. | GROUP | ITEM NAME |
|----------|-------|-----------|----------|-------|-----------|----------|-------|-----------|
| 1 | 06 | SCREW | 11 | 06 | CLOSEOUT | 21 | 06 | WASH ER |
| 2 | 06 | NUT | 12 | 06 | STRIP | 22 | 06 | RIVNUT |
| 3 | 06 | RIVET | 13 | 06 | CLOSEOUT | 23 | 06 | SCREW |
| 4 | 06 | STOP | 14 | 00 | SCREW | 24 | 06 | NUT |
| 5 | 06 | RIVET | 15 | 06 | WASHER | 25 | 06 | CLOSEOUT |
| 6 | 06 | PLATE | 16 | 06 | ROD | 26 | 06 | CLOSEOUT |
| 7 | 06 | PLATE | 17 | 06 | SCREW | 27 | 06 | GASKET |
| 8 | 06 | SEAL | 18 | 06 | NUT | 28 | 06 | PANEL |
| 9 | 06 | STRIP | 19 | 06 | SCREW | 29 | 06 | VALVE AY |
| 10 | 06 | CLOSEOUT | 20 | 06 | WASHER | | | |

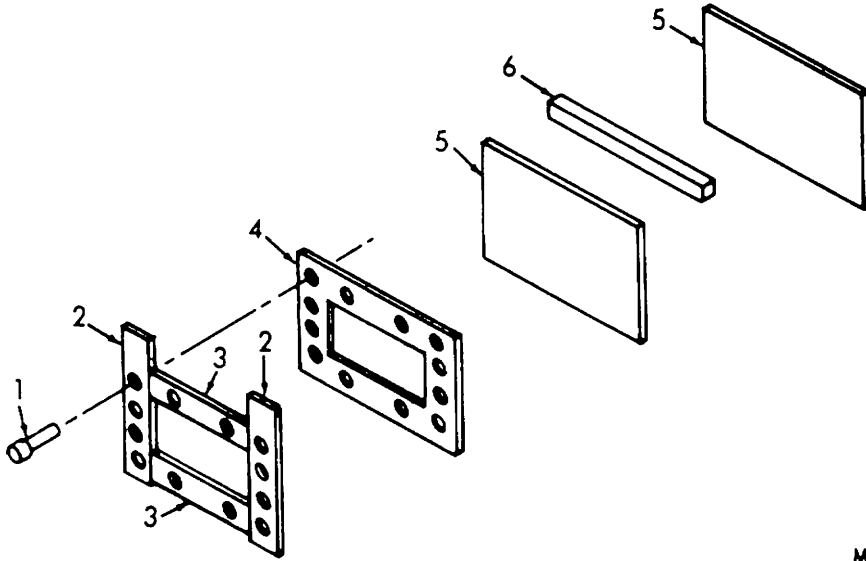


ME 5410-221-24P/2

Figure No. 54 Anti-Back Draft Valve

LEGEND TO PARTS, FIGURE 54

| ITEM NO. | GROUP | ITEM NAME | ITEM NO. | GROUP | ITEM NAME | ITEM NO. | GROUP | ITEM NAME |
|----------|-------|-----------|----------|-------|---------------|----------|-------|------------|
| 1 | 06 | PIN | 8 | 06 | RIVET | 14 | 06 | HOUSING AY |
| 2 | 06 | WASHER | 9 | 06 | SUPPORT | 15 | 06 | GASKET |
| 3 | 06 | PIN | 10 | 06 | NUT | 16 | 06 | GASKET |
| 4 | 06 | DAMPER AY | 11 | 06 | SCREW | 17 | 06 | GASKET |
| 5 | 06 | RIVET | 12 | 06 | COUNTERWEIGHT | 18 | 06 | RIVET |
| 6 | 06 | HINGE | 13 | 06 | GRILLE AY | 19 | 06 | HINGE |
| 7 | 06 | HINGE | | | | | | |

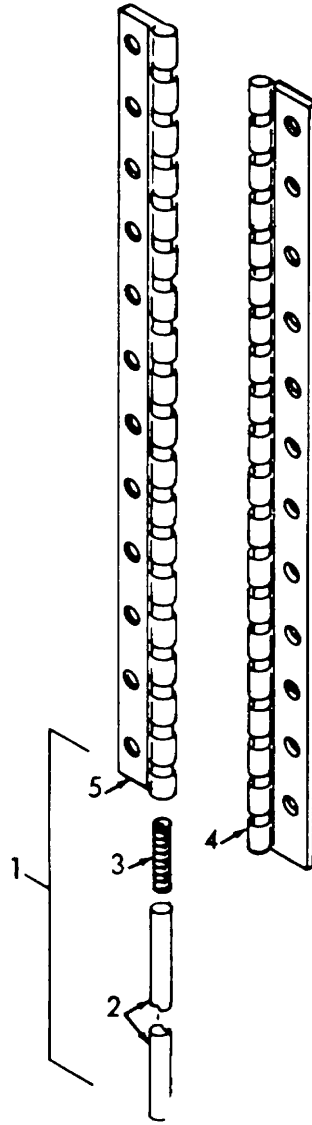


ME 5410-221-24P/52

Figure No. 55 Door Window

LEGEND TO PARTS, FIGURE 55

| ITEM NO. | GROUP | ITEM NAME |
|----------|-------|-----------|
| i | 06 | RIVET |
| 2 | 06 | TAPE |
| 3 | 06 | TAPE |
| 4 | 06 | FRAME |
| 5 | 06 | WINDOW |
| 6 | 06 | SPACER |

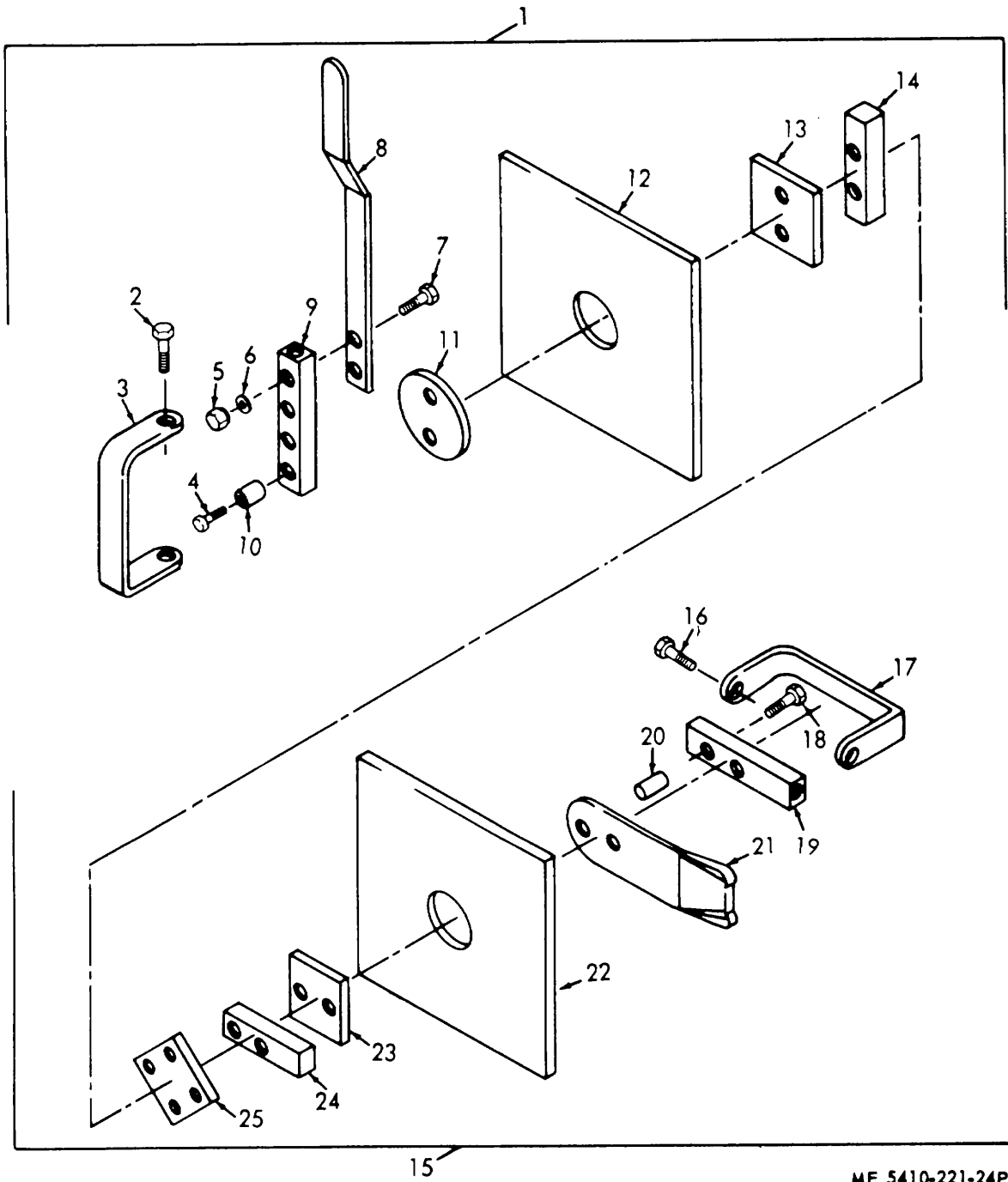


ME 5410-221-24P/51

Figure No. 56 Door Hinge

LEGEND TO PARTS, FIGURE 56

| ITEM NO. | GROUP | ITEM NAME |
|----------|-------|------------|
| 1 | 06 | HINGE AY |
| 2 | 06 | PIN |
| 3 | 06 | SPRING |
| 4 | 06 | HINGE HALF |
| 5 | 06 | HINGE HALF |

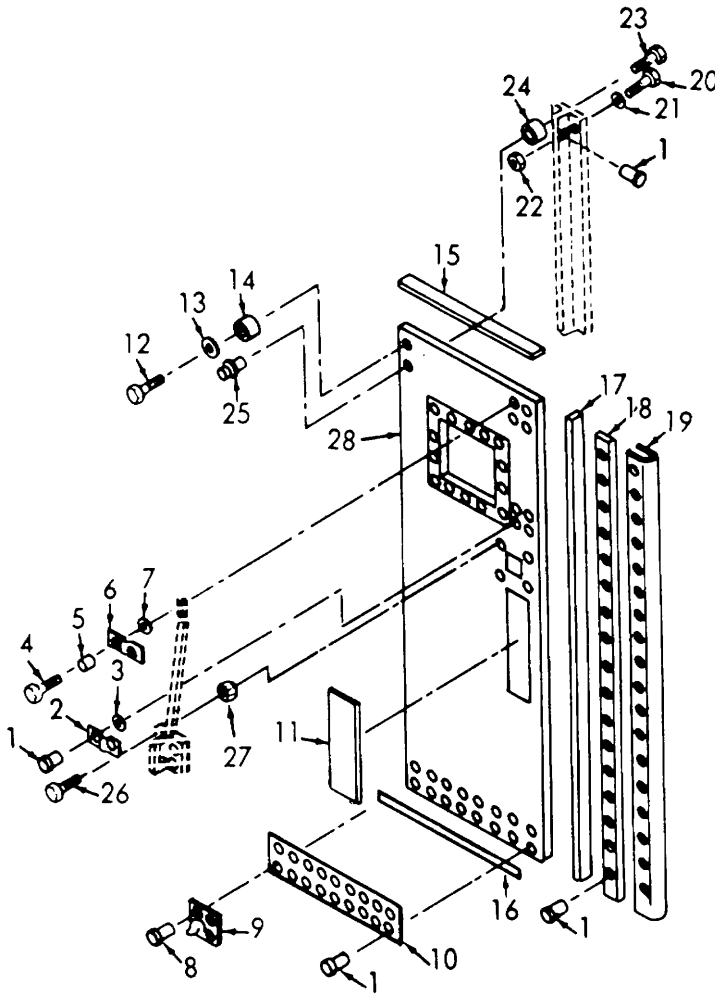


ME 5410-221-24P/57

Figure No. 57 Door Lock

LEGEND TO PARTS, FIGURE 57

| ITEM NO. | GROUP | ITEM NAME | ITEM NO. | GROUP | ITEM NAME |
|----------|-------|-----------|----------|-------|-----------|
| 1 | 06 | LOCK AY | 14 | 06 | STOP |
| 2 | 06 | SCREW | 15 | 06 | LOCK AY |
| 3 | 06 | BAIL | 16 | 06 | SCREW |
| 4 | 06 | SCREW | 17 | 06 | BAIL |
| 5 | 06 | NUT | 18 | 06 | SCREW |
| 6 | 06 | WASHER | 19 | 06 | BAR |
| 7 | 06 | SCREW | 20 | 06 | BUSHING |
| 8 | 06 | BAR | 21 | 06 | BLADE |
| 9 | 06 | BAR | 22 | 06 | PLATE AY |
| 10 | 06 | BUSHING | 23 | 06 | PLATE |
| 11 | 06 | SPACER | 24 | 06 | STOP |
| 12 | 06 | PLATE AY | 25 | 06 | BLOCK |
| 13 | 06 | PLATE | | | |

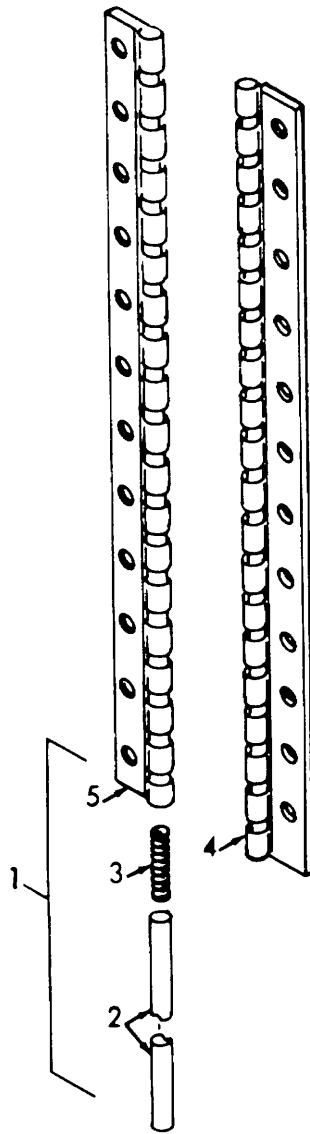


ME 5410-221-24P/58

Figure No. 58 Left Hand Door W/Anti-Back Draft Valve

LEGEND TO PARTS, FIGURE 58

| ITEM NO. | GROUP | ITEM NAME | ITEM NO. | GROUP | ITEM NAME |
|----------|-------|-----------|----------|-------|-----------|
| 1 | 06 | RIVET | 15 | 06 | CLOSEOUT |
| 2 | 06 | BAR | 16 | 06 | STRIP |
| 3 | 06 | SHIM | 17 | 06 | CLOSEOUT |
| 4 | 06 | SCREW | 18 | 06 | STRIP |
| 5 | 06 | NUT | 19 | 06 | SEAL |
| 6 | 06 | BAR | 20 | 06 | SCREW |
| 7 | 06 | SHIM | 21 | 06 | WASHER |
| 8 | 06 | RIVET | 22 | 06 | WASHER |
| 9 | 06 | STOP | 23 | 06 | SCREW |
| 10 | 06 | PLATE | 24 | 06 | NUT |
| 11 | 06 | PLATE | 25 | 06 | RIVNUT |
| 12 | 06 | SCREW | 26 | 06 | SCREW |
| 13 | 06 | WASHER | 27 | 06 | NUT |
| 14 | 06 | ROO | 28 | 06 | PANEL |

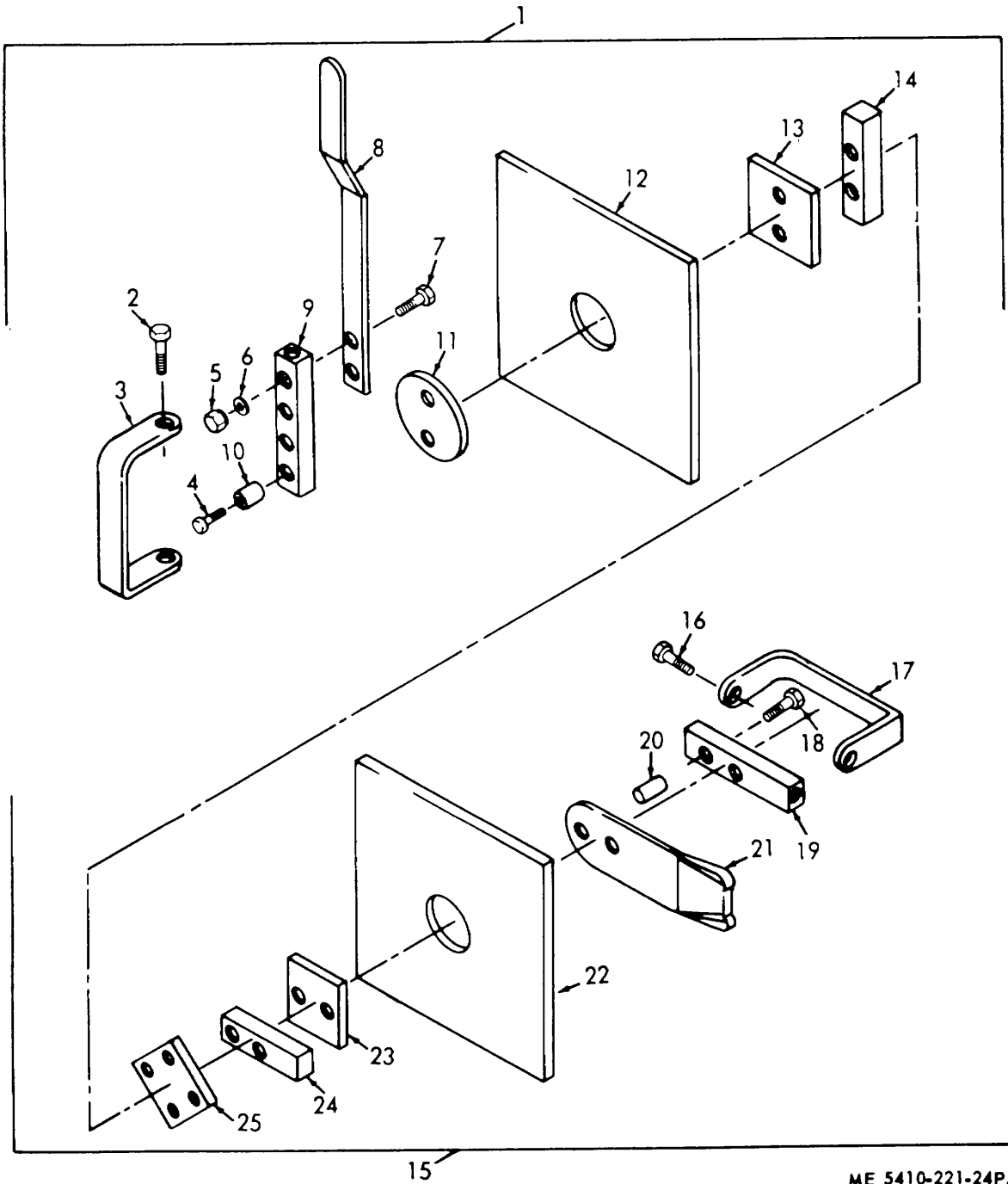


ME 5410-221-24P/51

Figure No. 59 Door Hinge

LEGEND TO PARTS, FIGURE 59

| ITEM NO. | GROUP | ITEM NAME |
|----------|-------|------------|
| 1 | 06 | HINGE AY |
| 2 | 06 | PIN |
| 3 | 06 | SPRING |
| 4 | 06 | HINGE HALF |
| 5 | 06 | HINGE HALF |

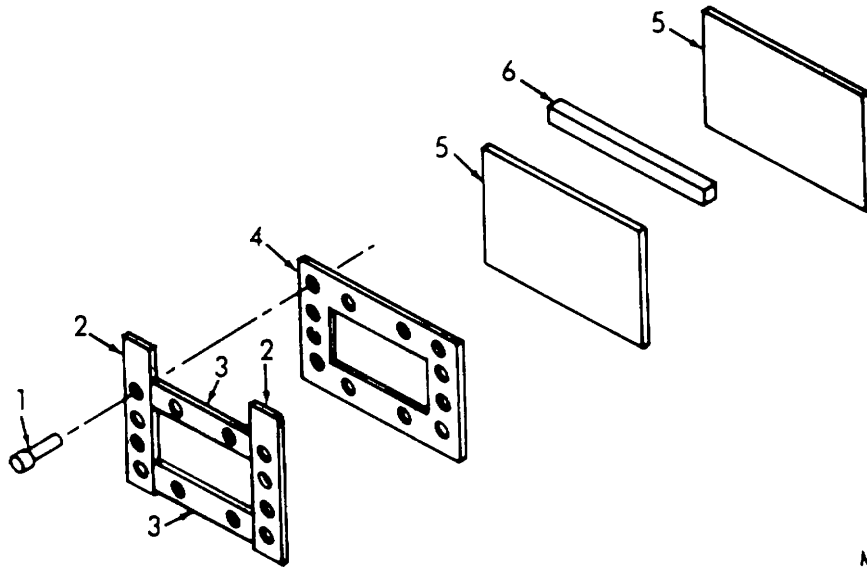


ME 5410-221-24P/57

Figure No. 60 Door Lock

LEGEND TO PARTS, FIGURE 60

| ITEM NO. | GROUP | ITEM NAME | ITEM NO. | GROUP | ITEM NAME |
|----------|-------|-----------|----------|-------|-----------|
| 1 | 06 | LOCK AY | 14 | 06 | STOP |
| 2 | 06 | SCREW | 15 | 06 | LOCK AY |
| 3 | 06 | BAIL | 16 | 06 | SCREW |
| 4 | 06 | SCREW | 17 | 06 | BAIL |
| 5 | 06 | NUT | 18 | 06 | SCREW |
| 6 | 06 | WASHER | 19 | 06 | BAR |
| 7 | 06 | SCREW | 20 | 06 | BUSH ING |
| 8 | 06 | BAR | 21 | 06 | BLADE |
| 9 | 06 | BAR | 22 | 06 | PLATE AY |
| 10 | 06 | BUSHING | 28 | 06 | PLATE |
| 11 | 06 | SPACER | 24 | 06 | STOP |
| 12 | 06 | PLATE AY | 25 | 06 | BLOCK |
| 13 | 06 | PLATE | | | |

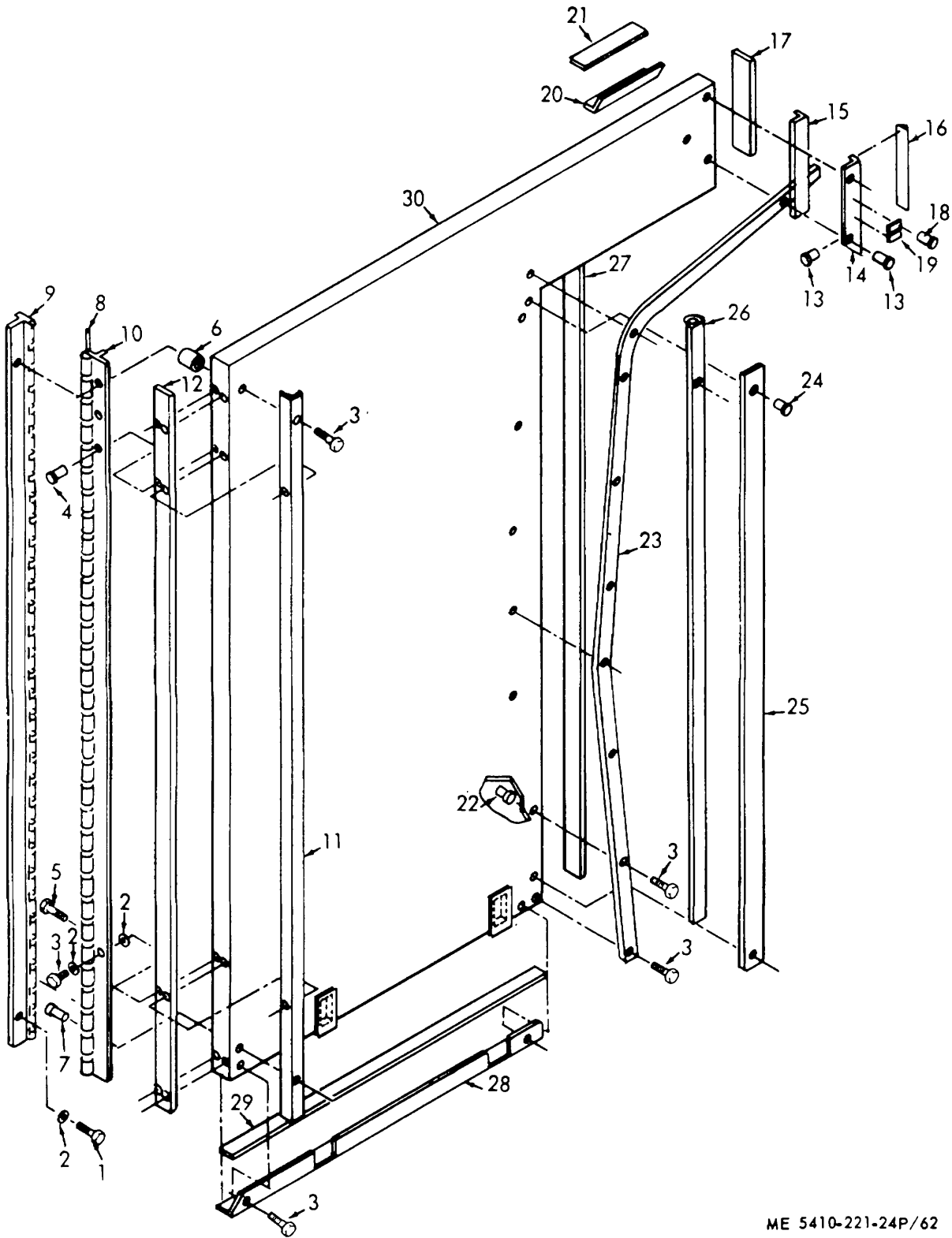


ME 5410-221-24P/52

Figure No. 61 Door Window

LEGEND TO PARTS, FIGURE 61

| ITEM NO. | GROUP | ITEM NAME |
|----------|-------|-----------|
| 1 | 06 | RIVET |
| 2 | 06 | TAPE |
| 3 | 06 | TAPE |
| 4 | 06 | FRAME |
| 5 | 06 | WINDOW |
| 6 | 06 | SPACER |



ME 5410-221-24P/62

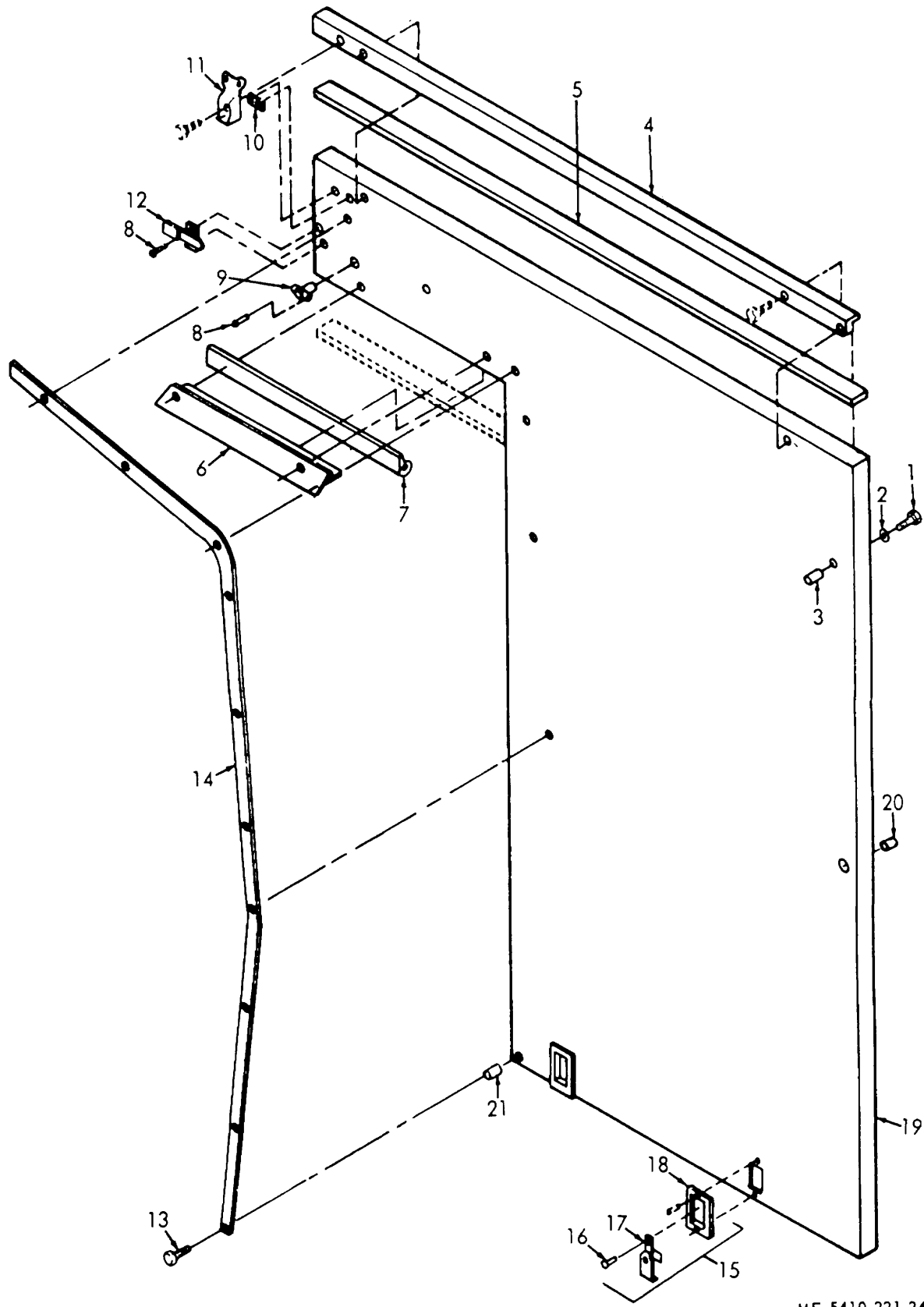
Figure No. 62 L H Door End Panel

LEGEND TO PARTS, FIGURE 62

| ITEM NO. | GROUP | ITEM NAME | ITEM NO. | GROUP | ITEM NAME | ITEM NO. | GROUP | ITEM NAME |
|----------|-------|------------|----------|-------|-----------|----------|-------|-----------|
| 1 | 06 | SCREW | 11 | 06 | ANGLE | 21 | 06 | CLOSEOUT |
| 2 | 06 | WASHER | 12 | 06 | CLOSEOUT | 22 | 06 | RIVNUT |
| 3 | 06 | SCREW | 13 | 06 | RIVET | 23 | 06 | FRAME |
| 4 | 06 | RIVET | 14 | 06 | TEE | 24 | 06 | RIVET |
| 5 | 06 | SCREW | 15 | 06 | SEAL | 25 | 06 | TEE |
| 6 | 06 | INSERT | 16 | 06 | SEAL | 26 | 06 | SEAL |
| 7 | 06 | RIVET | 17 | 06 | CLOSEOUT | 27 | 06 | CLOSEOUT |
| 8 | 06 | PIN | 18 | 06 | RIVET | 28 | 06 | ANGLE |
| 9 | 06 | HINGE HALF | 19 | 06 | PLATE | 29 | 06 | CLOSEOUT |
| 10 | 06 | HINGE HALF | 20 | 06 | TEE | 30 | 06 | PANEL AY |

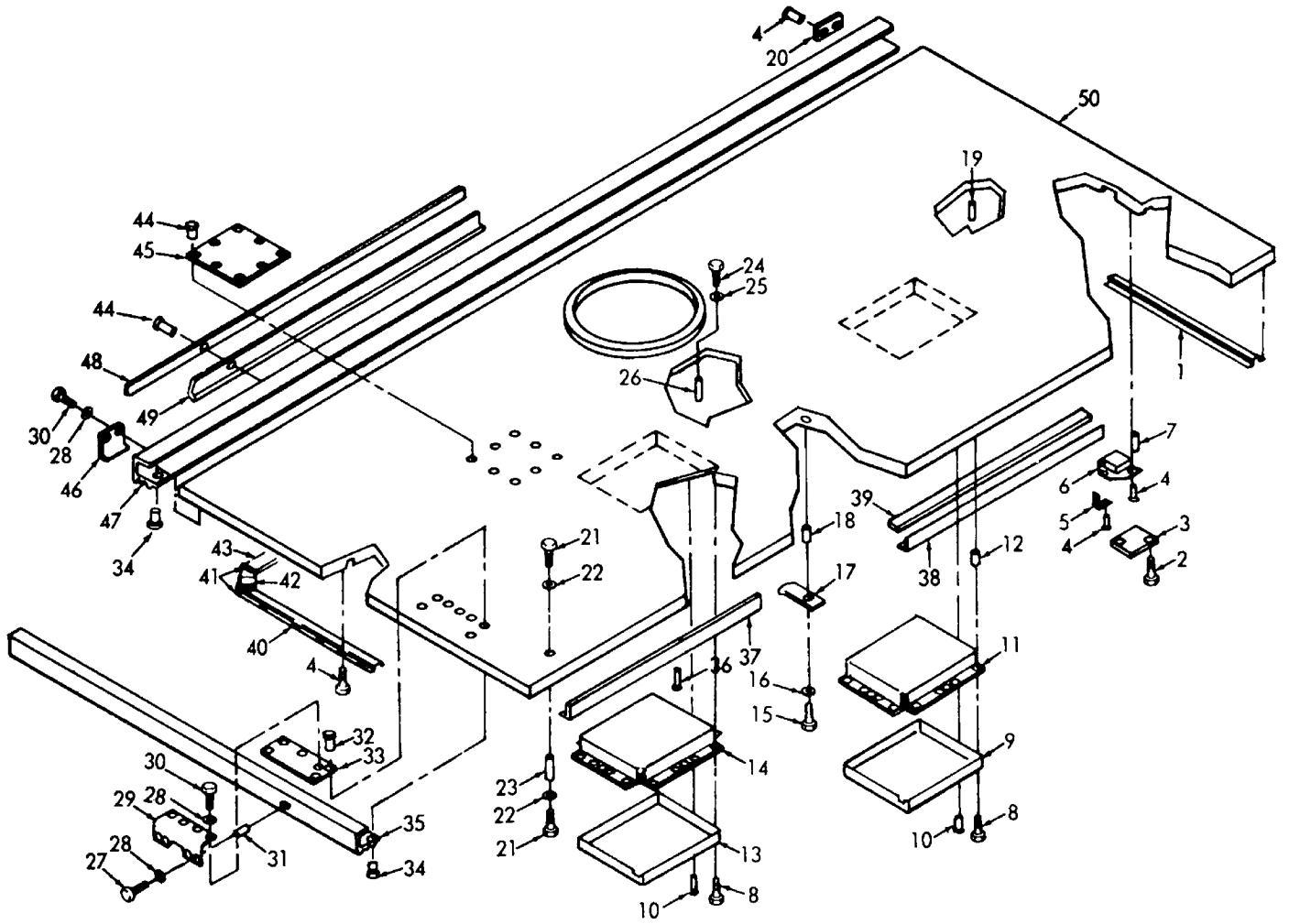
LEGEND TO PARTS, FIGURE 63

| ITEM NO. | GROUP | ITEM NAME | ITEM NO. | GROUP | ITEM NAME |
|----------|-------|-----------|----------|-------|-----------|
| 1 | 06 | SCREW | 12 | 06 | LATCH |
| 2 | 06 | WASHER | 13 | 06 | SCREW |
| 3 | 06 | ROD | 14 | 06 | FRAME |
| 4 | 06 | ANGLE | 15 | 06 | LATCH AY |
| 5 | 06 | CLOSEOUT | 16 | 06 | RIVET |
| 6 | 06 | TEE | 17 | 06 | LATCH |
| 7 | 06 | SEAL | 18 | 06 | BOX |
| 8 | 06 | RIVET | 19 | 06 | PANEL AY |
| 9 | 06 | BALL | 20 | 06 | INSERT |
| 10 | 06 | SHIM | 21 | 06 | INSERT |
| 11 | 06 | LATCH | | | |



ME 5410-221-24P/63

Figure No. 63 R H Door End Panel



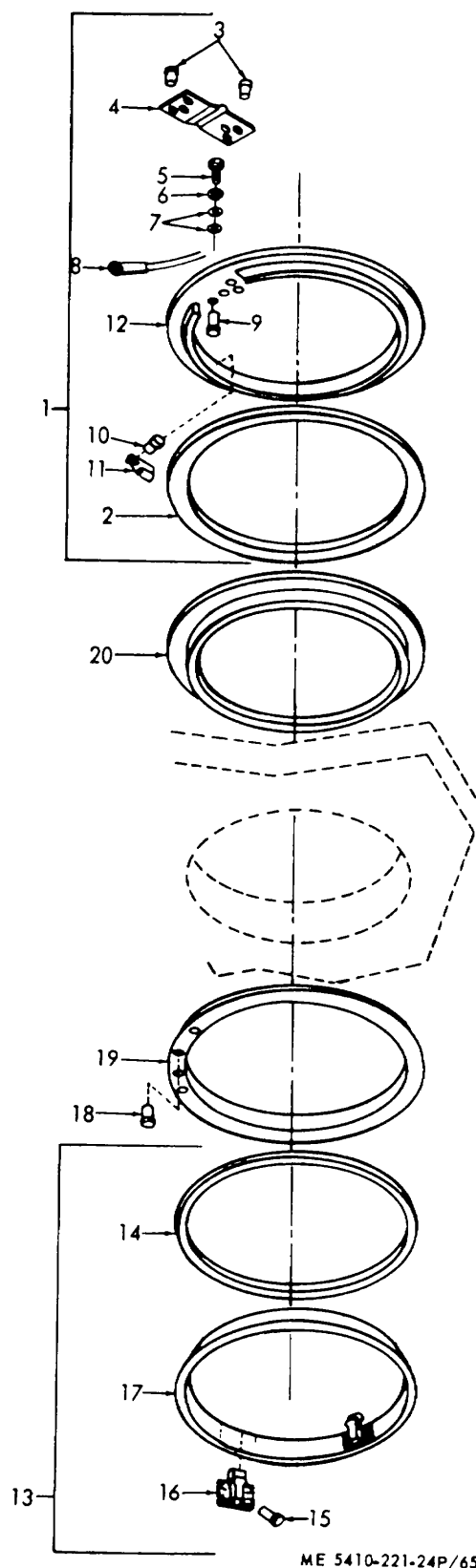
ME 5410-221-24P/64

Figure No. 64 Folding Roof

LEGEND TO PARTS, FIGURE 64

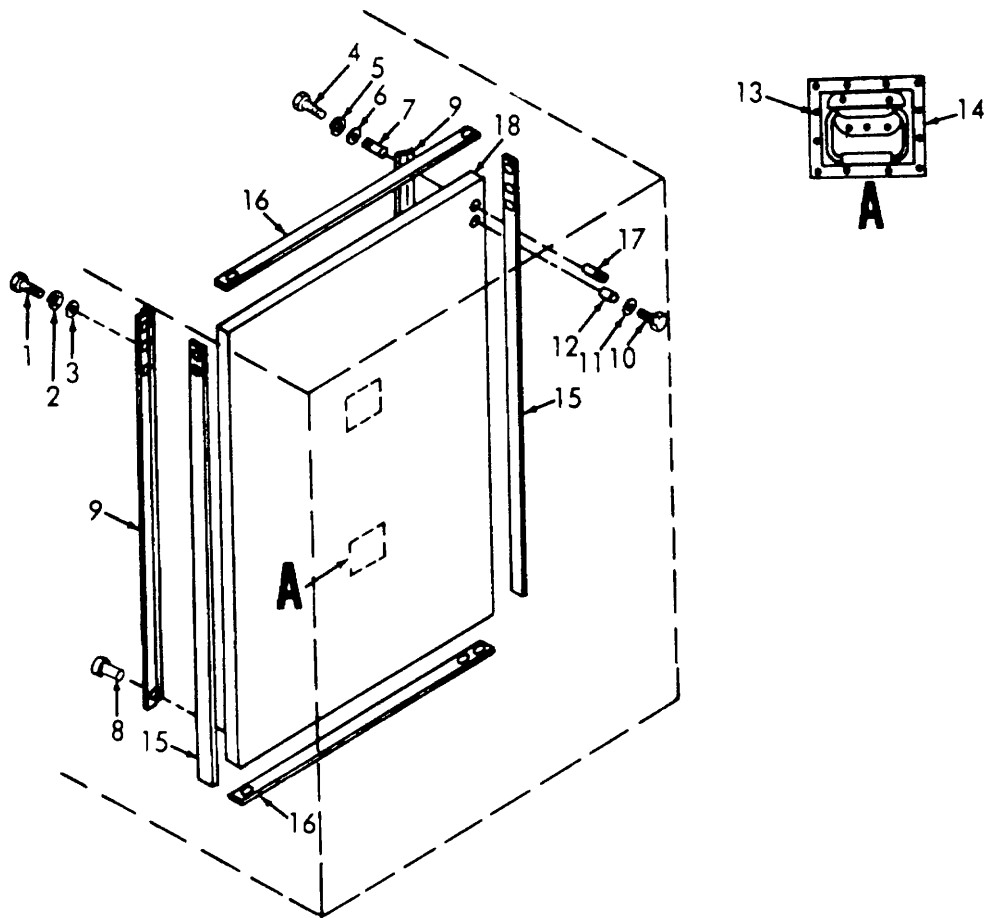
| ITEM NO. | GROUP | ITEM NAME | ITEM NO. | GROUP | ITEM NAME | ITEM NO. | GROUP | ITEM NAME |
|----------|-------|------------|----------|-------|------------|----------|-------|------------|
| 1 | 06 | SEAL | 18 | 06 | INSERT | 35 | 06 | EXTRUSION |
| 2 | 06 | SCREW | 19 | 06 | INSERT | 36 | 06 | RIVET |
| 3 | 06 | PLATE | 20 | 06 | RECEPTACLE | 37 | 06 | HINGE HALF |
| 4 | 06 | RIVET | 21 | 06 | SCREW | 38 | 06 | CLOSEOUT |
| 5 | 06 | ANGLE | 22 | 06 | WASHER | 39 | 06 | SEAL |
| 6 | 06 | BOX | 23 | 06 | ROD | 40 | 06 | RETAINER |
| 7 | 06 | RIVNUT | 24 | 06 | SCREW | 41 | 06 | RETAINER |
| 8 | 06 | SCREW | 25 | 06 | WASHER | 42 | 06 | RETAINER |
| 9 | 06 | BOX | 26 | 06 | RIVNUT | 43 | 06 | RETAIN E |
| 10 | 06 | RIVET | 27 | 06 | BOLT | 44 | 06 | RIVET |
| 11 | 06 | BOX | 28 | 06 | WASHER | 45 | 06 | PLAT E |
| 12 | 06 | NUT | 29 | 06 | ANGLE | 46 | 06 | PIVOT AY |
| 13 | 06 | BOX | 30 | 06 | BOLT | 47 | 06 | EXTRUSION |
| 14 | 06 | BOX | 31 | 06 | INSERT | 48 | 06 | STRIP |
| 15 | 06 | BOLT | 32 | 06 | RIVET | 49 | 06 | SEAL |
| 16 | 06 | WASHER | 33 | 06 | SPACER | 50 | 06 | PANEL AY |
| 17 | 06 | STRIKER AY | 34 | 06 | RIVET | | | |

LEGEND TO PARTS, FIGURE 65



| ITEM NO. | GROUP | ITEM NAME |
|----------|-------|-----------|
| 1 | 06 | COVER AY |
| 2 | 06 | SEAL |
| 3 | 06 | RIVET |
| 4 | 06 | HINGE |
| 5 | 06 | SCREW |
| 6 | 06 | WASHER |
| 7 | 06 | WASHER |
| 8 | 06 | STRAP |
| 9 | 06 | RIVNUT |
| 10 | 06 | RIVET |
| 11 | 06 | STRIKE |
| 12 | 06 | COVER AY |
| 13 | 06 | FLANGE AY |
| 14 | 06 | SEAL |
| 15 | 06 | RIVET |
| 16 | 06 | LATCH |
| 17 | 06 | FLANGE |
| 18 | 06 | RIVET |
| 19 | 06 | ANGLE |
| 20 | 06 | ANGLE |

Figure No. 65 Air Duct Cover

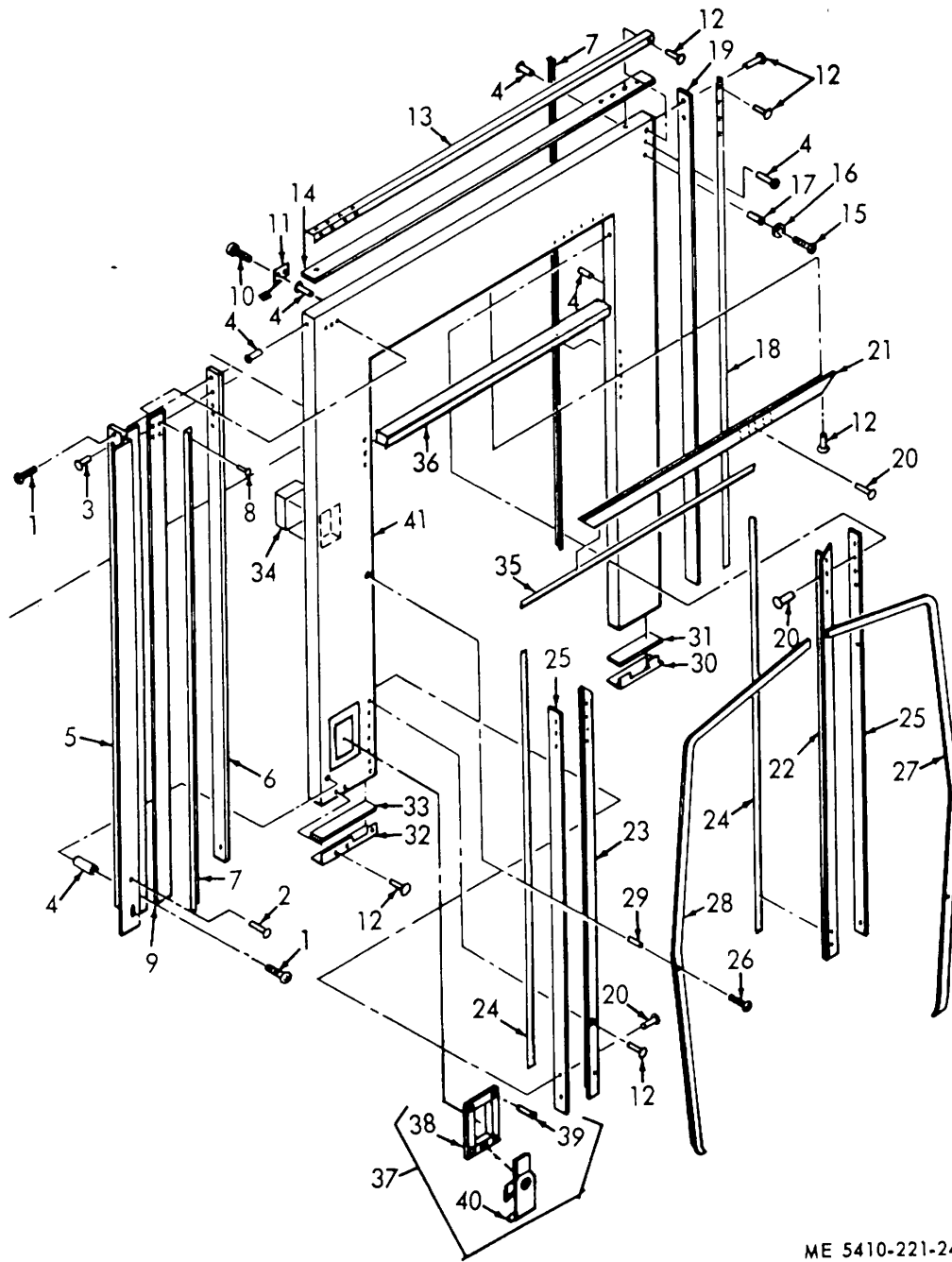


ME 5410-221-24P/66

Figure No. 66 Removable Panel

LEGEND TO PARTS, FIGURE 66

| ITEM NO. | GROUP NAME | ITEM | ITEM NO. | GROUP | ITEM NAME |
|----------|------------|--------|----------|-------|-----------|
| 1 | 06 | SCREW | 10 | 06 | SCREW |
| 2 | 06 | WASHER | 11 | 06 | WASHER |
| 3 | 06 | WASHER | 12 | 06 | ROD |
| 4 | 06 | SCREW | 13 | 06 | RIVET |
| 5 | 06 | WASHER | 14 | 06 | HANDLE AY |
| 6 | 06 | WASHER | 15 | 06 | CLOSEOUT |
| 7 | 06 | INSERT | 16 | 06 | CLOSEOUT |
| 8 | 06 | RIVET | 17 | 06 | RIVNUT |
| 9 | 06 | STRAP | 18 | 06 | PANEL |



ME 5410-221-24P/67

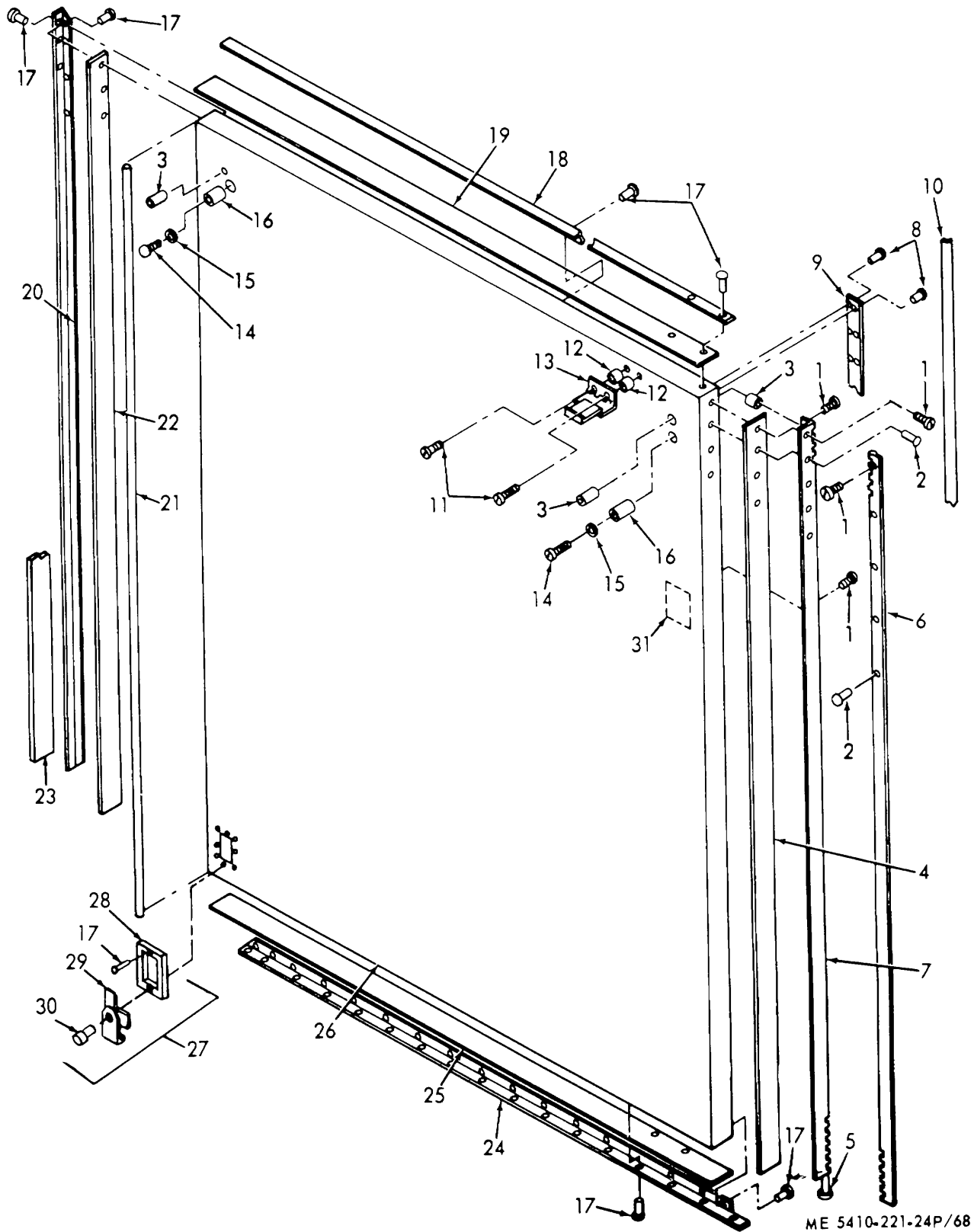
Figure No. 67 Folding End Panel W/Removable Panel

LEGEND TO PARTS, FIGURE 67

| ITEM NO. | GROUP | ITEM NAME | ITEM NO. | GROUP | ITEM NAME | ITEM NO. | GROUP | ITEM NAME |
|----------|-------|-----------|----------|-------|-----------|----------|-------|-----------|
| 1 | 06 | SCREW | 15 | 06 | SCREW | 29 | 06 | RIVNUT |
| 2 | 06 | RIVET | 16 | 06 | WASHER | 30 | 06 | ANGLE |
| 3 | 06 | RIVET | 17 | 06 | ROD | 31 | 06 | CLOSEOUT |
| 4 | 06 | NUT | 18 | 06 | ANGLE | 32 | 06 | ANGLE |
| 5 | 06 | HINGE AY | 19 | 06 | CLOSEOUT | 33 | 06 | ANGLE |
| 6 | 06 | CLOSEOUT | 20 | 06 | RIVET | 34 | 06 | BOX |
| 7 | 06 | SEAL | 21 | 06 | TEE | 35 | 06 | SEAL |
| 8 | 06 | RIVET | 22 | 06 | TEE | 36 | 06 | CLOSEOUT |
| 9 | 06 | STRIP | 23 | 06 | TEE | 37 | 06 | LATCH AY |
| 10 | 06 | SCREW | 24 | 06 | SEAL | 38 | 06 | BOX |
| 11 | 06 | HINGE AY | 25 | 06 | CLOSEOUT | 39 | 06 | RIVET |
| 12 | 06 | RIVET | 26 | 06 | SCREW | 40 | 06 | LATCH |
| 13 | 06 | ANGLE | 27 | 06 | FRAME | 41 | 06 | PANEL |
| 14 | 06 | CLOSEOUT | 28 | 06 | FRAME | | | |

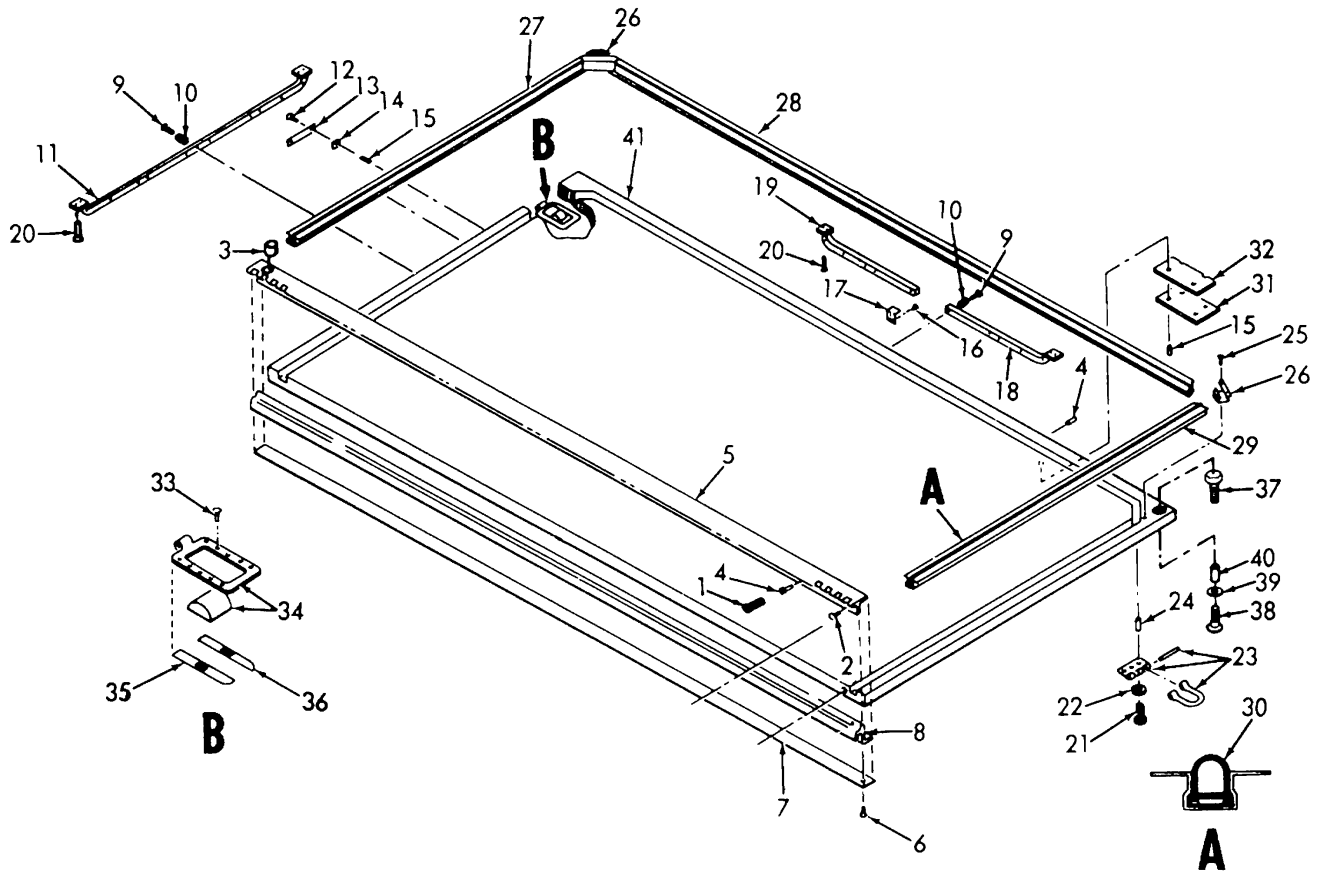
LEGEND TO PARTS, FIGURE 68

| ITEM NO. | GROUP NAME | ITEM NO. | ITEM NAME | GROUP NO. | ITEM NAME | ITEM | GROUP | ITEM |
|----------|------------|------------|-----------|-----------|-----------|------|-------|----------|
| 1 | 06 | SCREW | 12 | 06 | RIVNUT | 22 | 06 | CLOSEOUT |
| 2 | 06 | RIVET | 13 | 06 | HINGE AY | 23 | 06 | CLOSEOUT |
| 3 | 06 | INSERT | 14 | 06 | SCREW | 24 | 06 | ANGLE |
| 4 | 06 | CLOSEOUT | 15 | 06 | WASHER | 25 | 06 | CLOSEOUT |
| 5 | 06 | PIN | 16 | 06 | RO30 | 26 | 06 | PANEL |
| 6 | 06 | HINGE HALF | 17 | 06 | RIVET | 27 | 06 | LATCH AY |
| 7 | 06 | HINGE HALF | 18 | 06 | ANGLE | 28 | 06 | BOX |
| 8 | 06 | RIVET | 19 | 06 | CLOSEOUT | 29 | 06 | LATCH |
| 9 | 06 | STRIP | 20 | 06 | ANGLE | 30 | 06 | RIVET |
| 10 | 06 | SEAL | 21 | 06 | SEAL | 31 | 06 | BOX |
| 11 | 06 | SCREW | | | | | | |



ME 5410-221-24P/68

Figure No. 68 Folding End Panel



ME 5410-221-24P/69

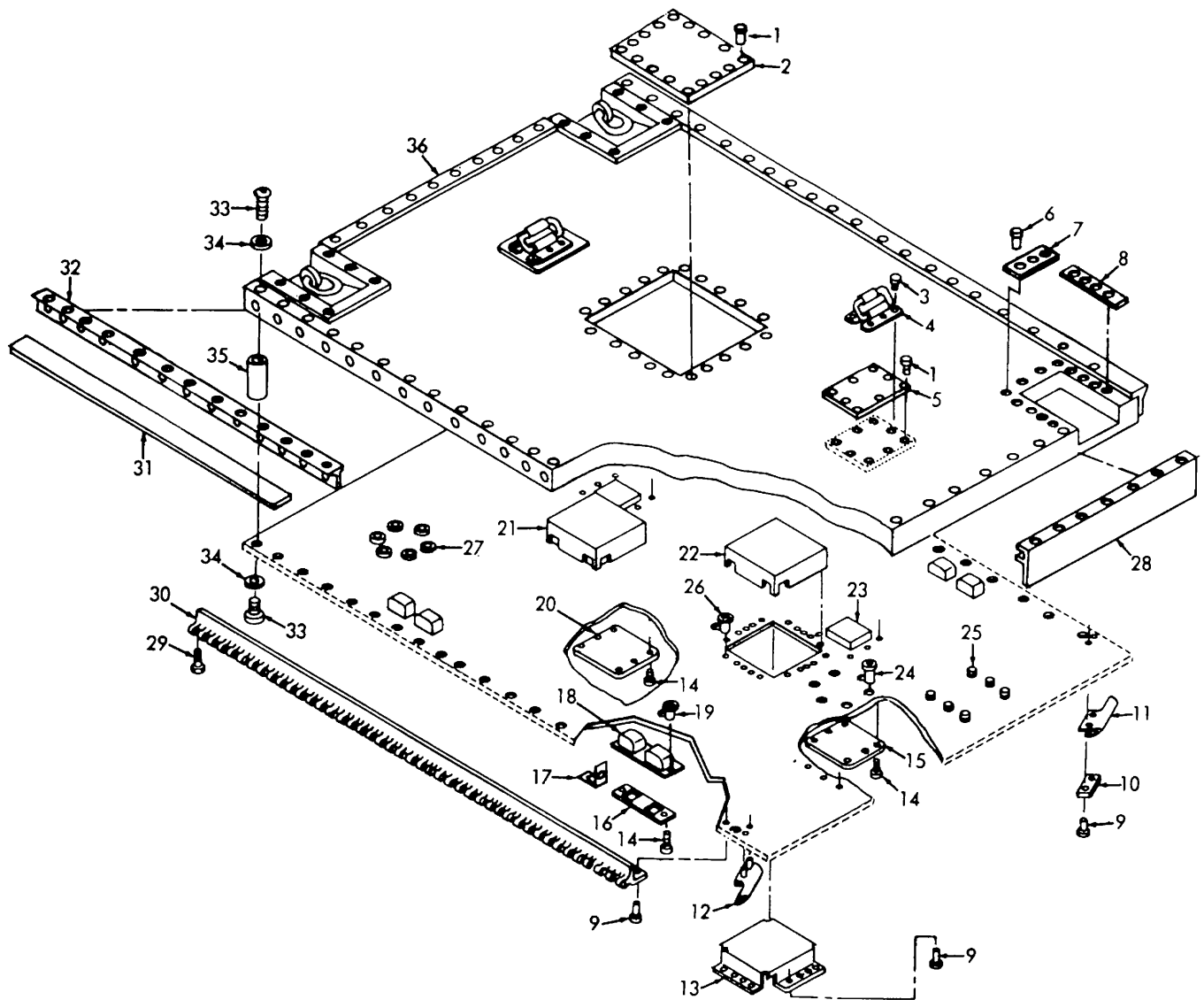
Figure No. 69 Folding Floor

LEGEND TO PARTS, FIGURE 69

| ITEM NO. | GROUP | ITEM NAME | ITEM NO. | GROUP | ITEM NAME |
|----------|-------|------------|----------|-------|--------------|
| 1 | 06 | SCREW | 22 | 06 | WASHER |
| 2 | 06 | RIVET | 23 | 06 | RING |
| 3 | 06 | RIVNUT | 24 | 06 | INSERT |
| 4 | 06 | INSERT | 25 | 06 | RIVET |
| 5 | 06 | HINGE HALF | 26 | 06 | RETAINER |
| 6 | 06 | RIVET | 27 | 06 | RETAINER |
| 7 | 06 | STRIP | 28 | 06 | RETAINER |
| 8 | 06 | SEAL | 29 | 06 | RETAINER |
| 9 | 06 | SCREW | 30 | 06 | SEAL |
| 10 | 06 | RIVNUT | 31 | 06 | PLATE |
| 11 | 06 | FRAME | 32 | 06 | PLATE |
| 12 | 06 | SCREW | 33 | 06 | RIVET |
| 13 | 06 | BRACKET | 34 | 06 | HANDLE |
| 14 | 06 | SPACER | 35 | 06 | SHIM |
| 15 | 06 | INSERT | 36 | 06 | SHIM |
| 16 | 06 | SCREW | 37 | 06 | SCREW |
| 17 | 06 | KEEPER | 38 | 06 | SCREW |
| 18 | 06 | FRAME | 39 | 06 | WASHER |
| 19 | 06 | FRAME | 40 | 06 | ROD |
| 20 | 06 | RIVET | 41 | 06 | PANEL SUB AY |
| 21 | 06 | BOLT | | | |

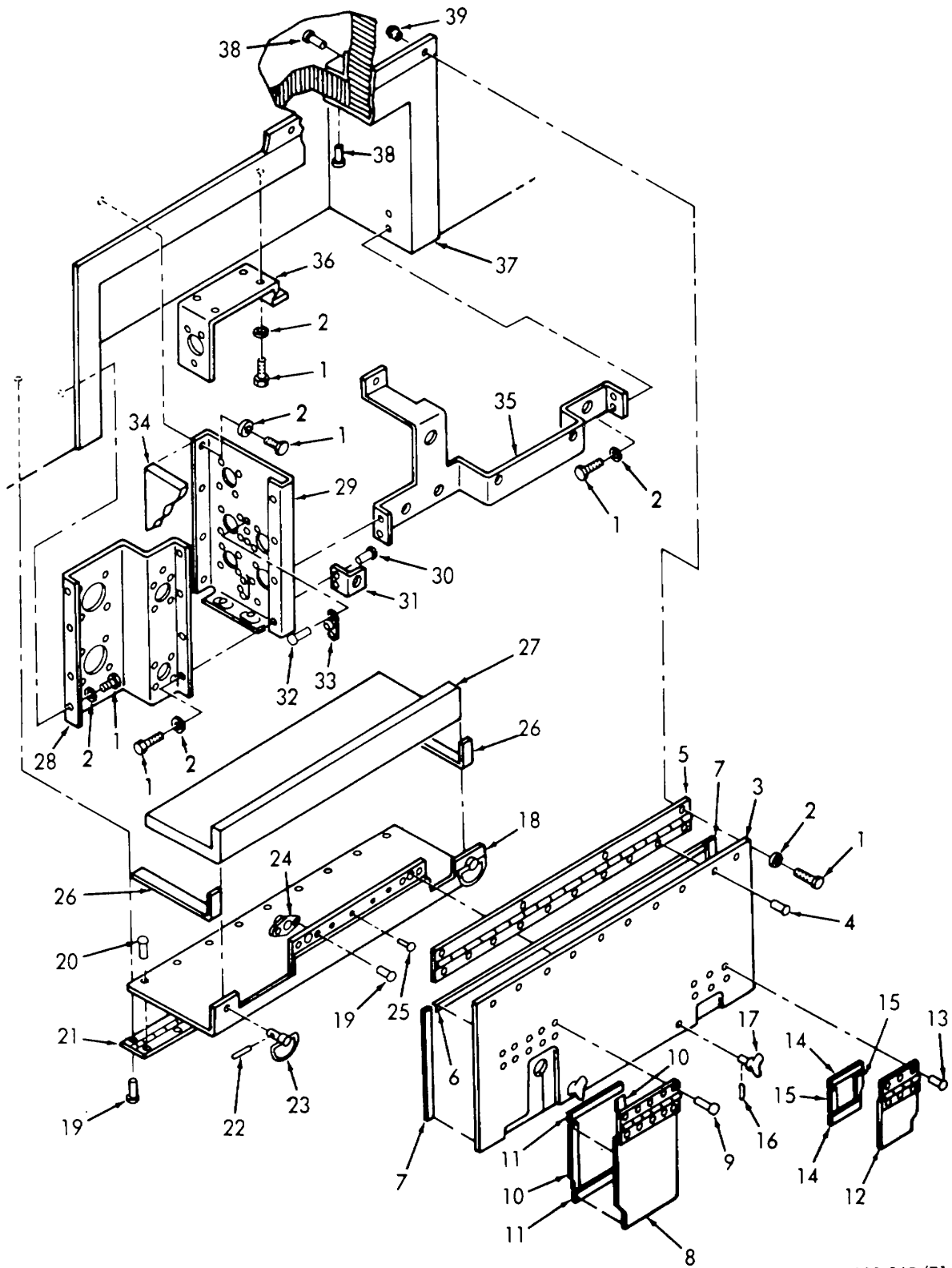
LEGEND TO PARTS, FIGURE 70

| ITEM NO. | GROUP | ITEM NAME | ITEM NO. | GROUP | ITEM NAME |
|----------|-------|-----------|----------|-------|------------|
| 1 | 06 | RIVET | 19 | 06 | INSERT |
| 2 | 06 | PLATE | 20 | 06 | PLATE |
| 3 | 06 | RIVET | 21 | 06 | BOX |
| 4 | 06 | HANDLE | 22 | 06 | BOX |
| 5 | 06 | PLATE | 23 | 06 | BOX |
| 6 | 06 | RIVET | 24 | 06 | RIVNUT |
| 7 | 06 | PLATE | 25 | 06 | INSERT |
| 8 | 06 | PLATE | 26 | 06 | INSERT |
| 9 | 06 | RIVET | 27 | 06 | INSERT |
| 10 | 06 | PLATE | 28 | 06 | EXTRUSION |
| 11 | 06 | EXTRUSION | 29 | 06 | SCREW |
| 12 | 06 | EXTRUSION | 30 | 06 | HINGE HALF |
| 13 | 06 | BOX | 31 | 06 | CLOSEOUT |
| 14 | 06 | SCREW | 32 | 06 | ANGLE |
| 15 | 06 | PLATE | 33 | 06 | SCREW |
| 16 | 06 | PLATE | 34 | 06 | WASHER |
| 17 | 06 | ANGLE | 35 | 06 | ROD |
| 18 | 06 | BOX AY | 36 | 06 | PANEL |



ME 5410-221-24P/70

Figure No. 70 Fixed Roof Panel



ME 5410-222-24P/71

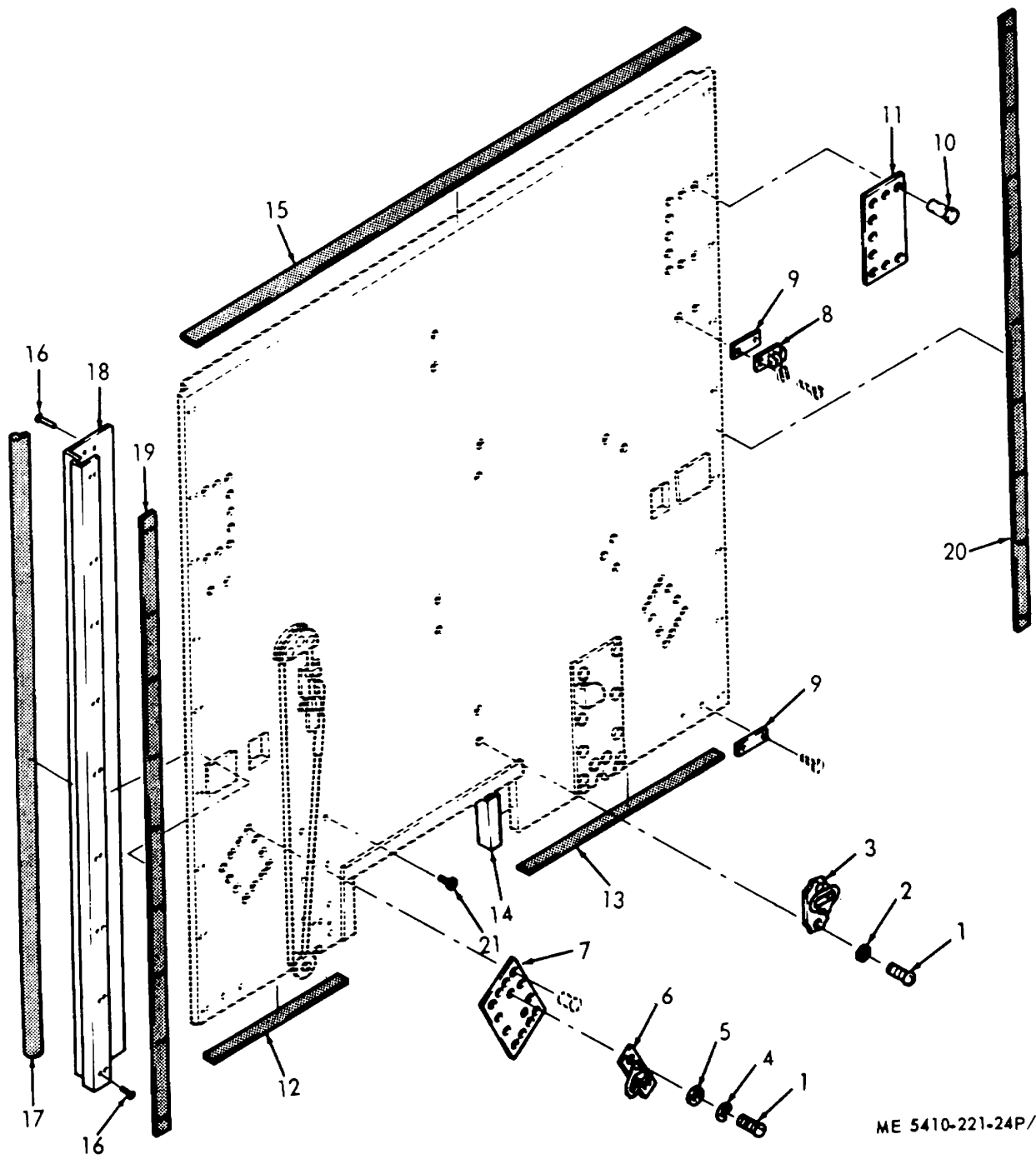
Figure No. 71 Water And Electrical Box

LEGEND TO PARTS, FIGURE 71

| ITEM NO | GROUP | ITEM NAME | ITEM NO. | GROUP | ITEM NAME | ITEM NO. | GROUP | ITEM NAME |
|---------|-------|-----------|----------|-------|------------|----------|-------|------------|
| 1 | 06 | BOLT | 14 | 06 | SEAL | 27 | 06 | INSULATION |
| 2 | 06 | WASHER | 15 | 06 | SEAL | 28 | 06 | BRACKET |
| 3 | 06 | COVER AY | 16 | 06 | PIN | 29 | 06 | BRACKET AY |
| 4 | 06 | RIVET | 17 | 06 | STUD | 30 | 06 | RIVET |
| 5 | 06 | HINGE | 18 | 06 | COVER AY | 31 | 06 | RECEPTACLE |
| 6 | 06 | SEAL | 19 | 06 | RIVET | 32 | 06 | RIVET |
| 7 | 06 | SEAL | 20 | 06 | RIVET | 33 | 06 | NUT |
| 8 | 06 | DOOR AY | 21 | 06 | HINGE | 34 | 06 | INSULATION |
| 9 | 06 | RIVET | 22 | 06 | PIN | 35 | 06 | BRACKET |
| 10 | 06 | SEAL | 23 | 06 | STUD | 36 | 06 | BRACKET |
| 11 | 06 | SEAL | 24 | 06 | RECEPTACLE | 37 | 06 | BOX AY |
| 12 | 06 | DOOR AY | 25 | 06 | RIVET | 38 | 06 | RIVET |
| 13 | 06 | RIVET | 26 | 06 | GASKET | 39 | 06 | RIVNUT |

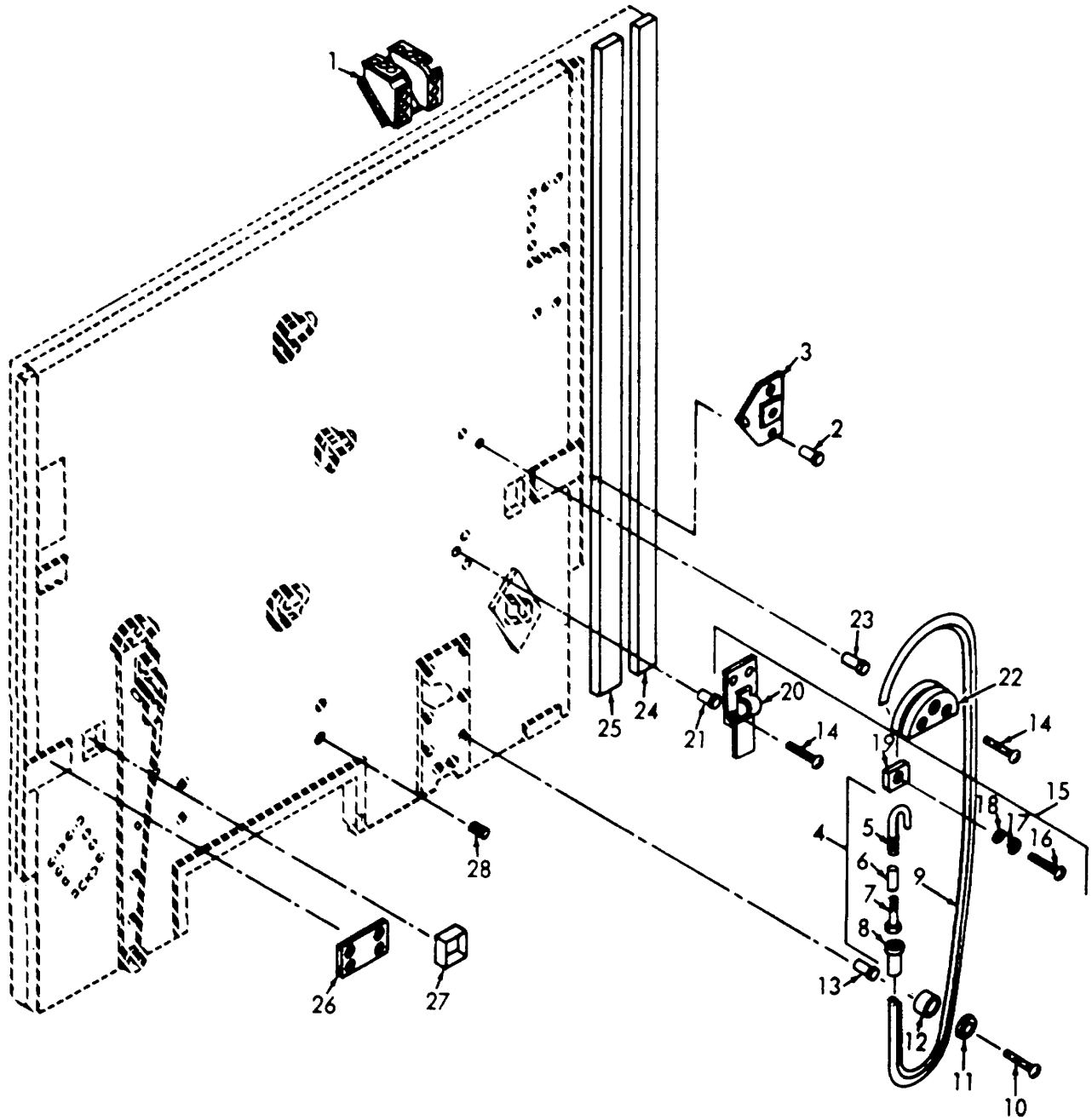
LEGEND TO PARTS, FIGURE 72

| ITEM NO. | GROUP | ITEM NAME | ITEM NO. | GROUP | ITEM NAME |
|----------|-------|-----------|----------|-------|-----------|
| 1 | 06 | BOLT | 12 | 06 | CLOSEOUT |
| 2 | 06 | WASHER | 13 | 06 | CLOSEOUT |
| 3 | 06 | STEP | 14 | 06 | EXTRUSION |
| 4 | 06 | WASHER | 15 | 06 | CLOSEOUT |
| 5 | 06 | WASHER | 16 | 06 | RIVET |
| 6 | 06 | RING | 17 | 06 | SEAL |
| 7 | 06 | PLATE | 18 | 06 | EXTRUSION |
| 8 | 06 | BRACKCET | 19 | 06 | CLOSEOUT |
| 9 | 06 | SPACER | 20 | 06 | STRIP |
| 10 | 06 | RIVET | 21 | 06 | INSERT |
| 11 | 06 | PLATE | | | |



ME 5410-221-24P/72

Figure No. 72 Fixed End Panel, Outside



ME 5410-221-24P/73

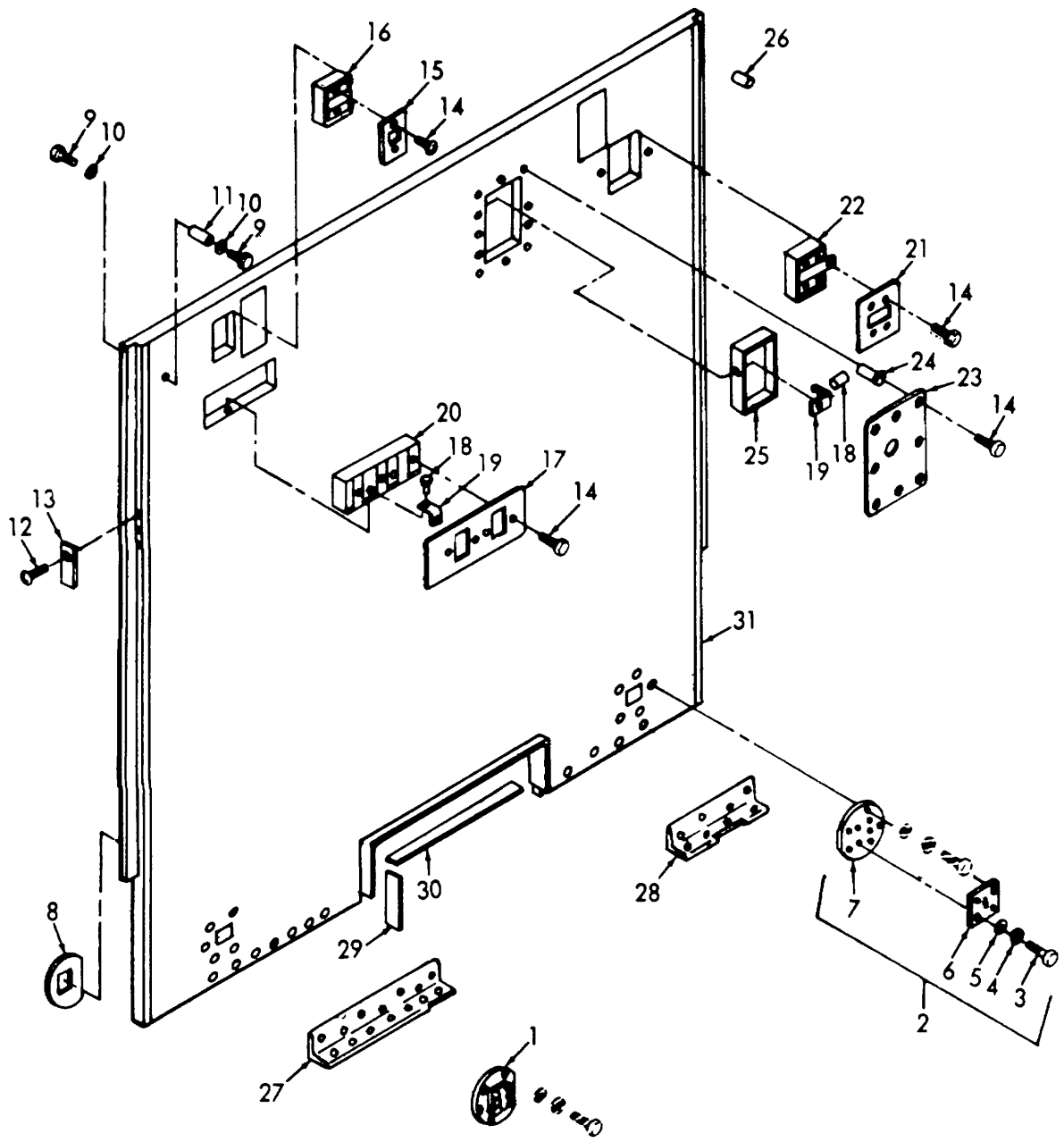
Figure No. 73 Fixed End Panel, Outside

LEGEND TO PARTS, FIGURE 73

| ITEM NO. | GROUP | ITEM NAME | ITEM NO. | GROUP | ITEM NAME |
|----------|-------|--------------|----------|-------|-----------|
| 1 | 06 | GUSSET AY | 15 | 06 | CLAMP AY |
| 2 | 06 | RIVET | 16 | 06 | SCREW |
| 3 | 06 | BRACKET | 17 | 06 | WASHER |
| 4 | 06 | CABLE AY | 18 | 06 | WASHER |
| 5 | 06 | HOOK | 19 | 06 | LATCH |
| 6 | 06 | TURNBUCKLE | 20 | 06 | CLAMP AY |
| 7 | 06 | TERMINAL END | 21 | 06 | RIVNUT |
| 8 | 06 | SLEEVE | 22 | 06 | CAPSTAN |
| 9 | 06 | CABLE | 23 | 06 | INSERT |
| 10 | 06 | SCREW | 24 | 06 | CLOSEOUT |
| 11 | 06 | WASHER | 25 | 06 | SEAL |
| 12 | 06 | SPACER | 26 | 06 | SPACER |
| 13 | 06 | RIVNUT | 27 | 06 | BOX |
| 14 | 06 | SCREW | 28 | 06 | INSERT |

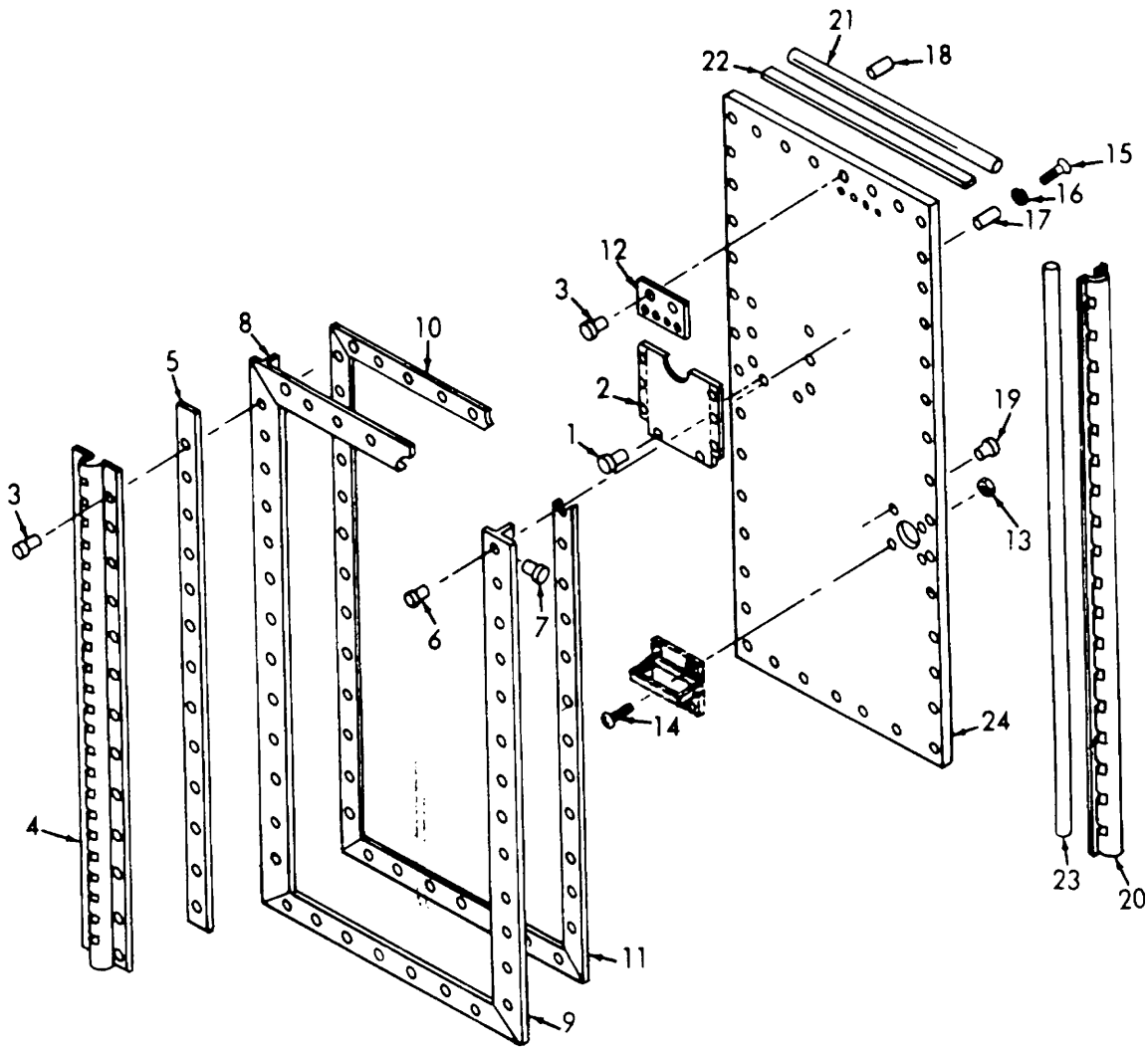
LEGEND TO PARTS, FIGURE 74

| ITEM NO. | GROUP | ITEM NAME | ITEM NO. | GROUP | ITEM NAME |
|----------|-------|--------------|----------|-------|-----------|
| 1 | 06 | TIE DOWN AY | 17 | 06 | PLATE |
| 2 | 06 | TIE D3iWN AY | 18 | 06 | RIVET |
| 3 | 06 | SCREW | 19 | 06 | ANGLE |
| 4 | 06 | WASHER | 20 | 06 | BOX AY |
| 5 | 06 | WASHER | 21 | 06 | PLATE |
| 6 | 06 | RING | 22 | 06 | BOX AY |
| 7 | 06 | PLATE | 23 | 06 | PLATE |
| 8 | 06 | BOX | 24 | 06 | PLATE |
| 9 | 06 | SCREW | 25 | 06 | BOX AY |
| 10 | 06 | WASHER | 26 | 06 | RIVNUT |
| 11 | 06 | ROD | 27 | 06 | BRACKET |
| 12 | 06 | SCREW | 28 | 06 | BRACKET |
| 13 | 06 | PLATE | 29 | 06 | EXTRUSION |
| 14 | 06 | SCREW | 30 | 06 | EXTRUSION |
| 15 | 06 | PLATE | 31 | 06 | PANEL |
| 16 | 06 | BOX AY | | | |



ME 5410-221-24P/74

Figure No. 74 Fixed End Panel, Inside

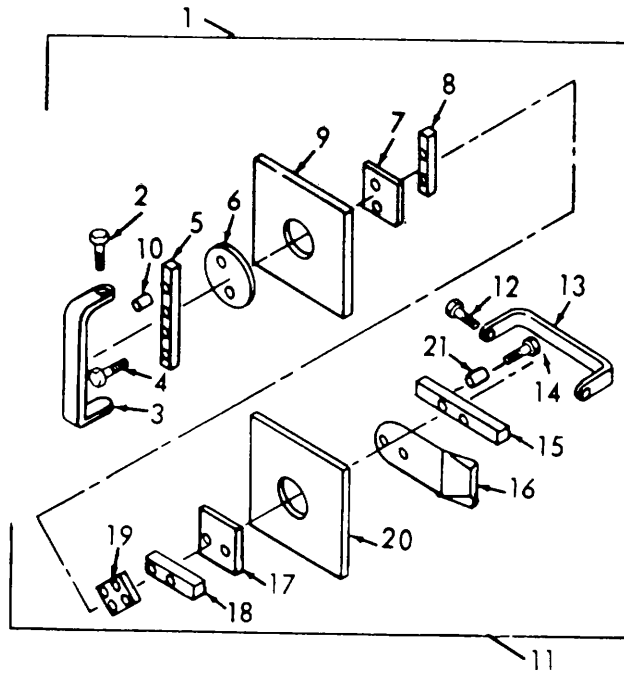


ME 5410-221-24P/75

Figure No. 75 Door Panel

LEGEND TO PARTS, FIGURE 75

| ITEM NO. | GROUP | ITEM NAME | ITEM NO. | GROUP | ITEM NAME | ITEM NO. | GROUP | ITEM NAME |
|----------|-------|-----------|----------|-------|-----------|----------|-------|-----------|
| 1 | 06 | RIVET | 9 | 06 | TEE | 17 | 06 | ROD |
| 2 | 06 | CONTAINER | 10 | 06 | SEAL | 18 | 06 | RIVNUT |
| 3 | 06 | RIVET | 11 | 06 | SEAL | 19 | 06 | RIVET |
| 4 | 06 | HINGE | 12 | 06 | DOUBLER | 20 | 06 | ANGLE |
| 5 | 06 | SPACER | 13 | 06 | RIVNUT | 21 | 06 | ANGLE |
| 6 | 06 | RIVET | 14 | 06 | SCREW | 22 | 06 | CLOSEOUT |
| 7 | 06 | RIVET | 15 | 06 | SCREW | 23 | 06 | CLOSEOUT |
| 8 | 06 | TEE | 16 | 06 | WASHER | 24 | 06 | PANEL |

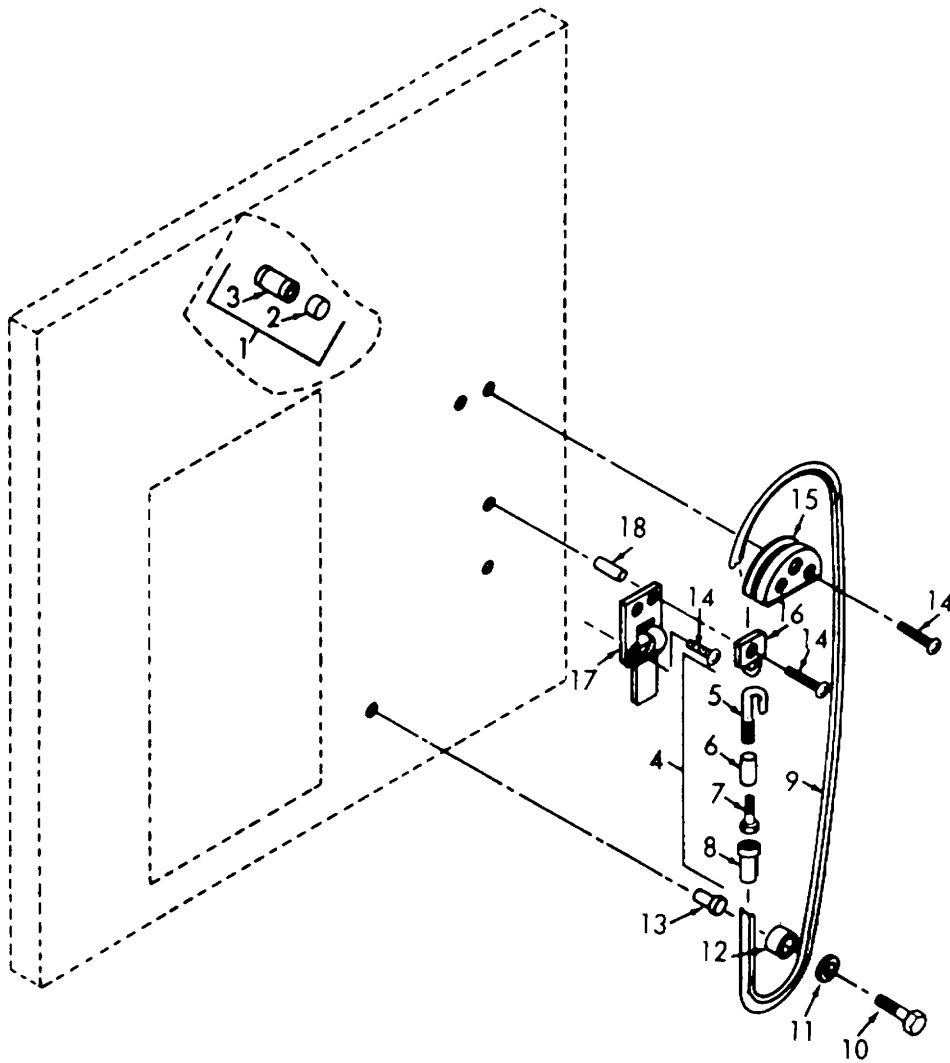


ME 54D-221-24P/76

Figure No. 76 Door Lock

LEGEND TO PARTS, FIGURE 76

| ITEM NO. | GROUP | ITEM NAME | ITEM NO. | GROUP | ITEM NAME |
|----------|-------|-----------|----------|-------|-----------|
| 1 | 06 | LOCK AY | 12 | 06 | SCREW |
| 2 | 06 | SCREW | 13 | 06 | BAIL |
| 3 | 06 | BA I L | 14 | 06 | SCREW |
| 4 | 06 | SCREW | 15 | 06 | BAR |
| 5 | 06 | BAR | 16 | 06 | BLADE |
| 6 | 06 | SPACER | 17 | 06 | PLATE |
| 7 | 06 | PLATE | 18 | 06 | STOP |
| 8 | 06 | STOP | 19 | 06 | BLOCK |
| 9 | 06 | PLATE AY | 20 | 06 | PLATE AY |
| 10 | 06 | BUSHING | 21 | 06 | BUSHING |
| 11 | 06 | LOCK AY | | | |

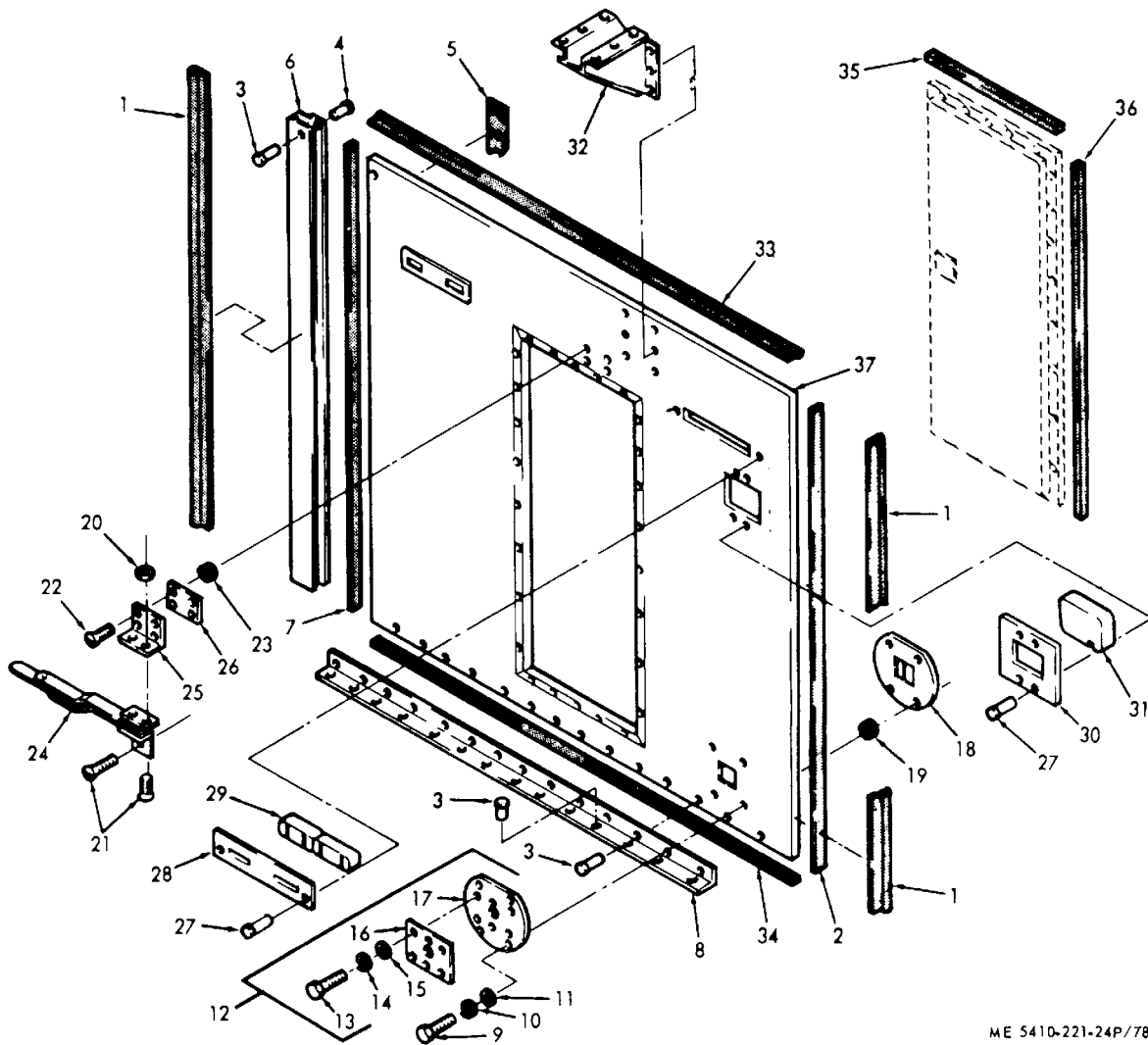


ME 5410-221-24P/77

Figure No. 77 Vent And Cable

LEGEND TO PARTS, FIGURE 77

| ITEM NO. | GROUP | ITEM NAME | ITEM NO. | GROUP | ITEM NAME | ITEM GROUP | NO. | ITEM NAME |
|----------|-------|------------|----------|-------|-----------|------------|-----|-----------|
| 1 | 06 | VENT AY | 7 | 06 | TERMINAL | 13 | 06 | RIVNUT |
| 2 | 06 | CAP | 8 | 06 | SLEEVE | 14 | 06 | SCREW |
| 3 | 06 | PIPE | 9 | 06 | CABLE | 15 | 06 | CAPSTAN |
| 4 | 06 | CABLE AY | 10 | 06 | SCREW | 16 | 06 | INSERT |
| 5 | 06 | HOOK | 11 | 06 | WASHER | 17 | 06 | LATCH |
| 6 | 06 | TURNBUCKLE | 12 | 06 | SPACER | 18 | 06 | ROD |

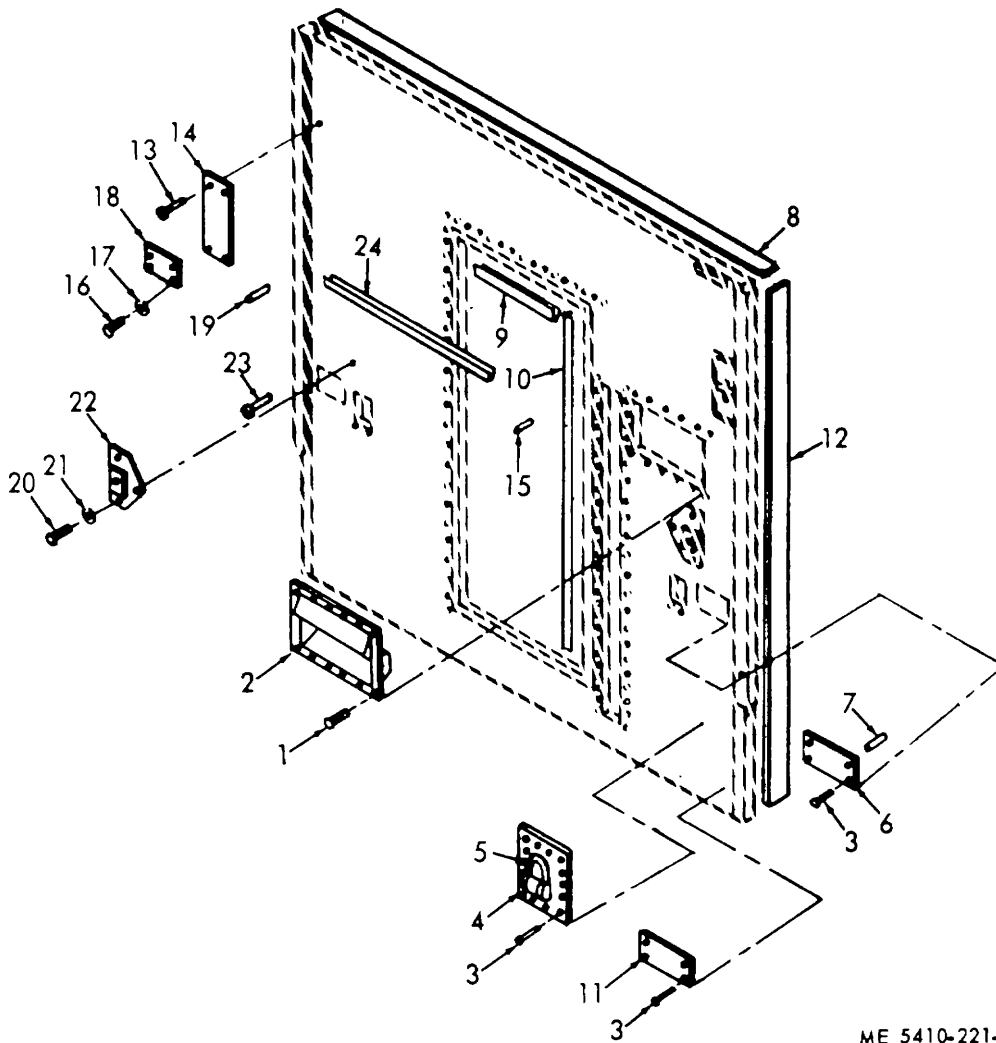


ME 5410-221-24P/78

Figure No. 78 Fixed End Panel, Inside

LEGEND TO PARTS, FIGURE 78

| ITEM NO. | GROUP | ITEM NAME | ITEM NO. | GROUP | ITEM NAME | ITEM NO. | GROUP | ITEM NAME |
|----------|-------|-------------|----------|-------|-----------|----------|-------|-----------|
| 1 | 06 | SEAL | 14 | 06 | WASHER | 26 | 06 | DOUBLE |
| 2 | 06 | CLOSEOUT | 15 | 06 | WASHER | 27 | 06 | RIVET |
| 3 | 06 | RIVET | 16 | 06 | FITTING | 28 | 06 | PLATE |
| 4 | 06 | RIVET | 17 | 06 | PLATE | 29 | 06 | BOX AY |
| 5 | 06 | STRIP | 18 | 06 | BOX | 30 | 06 | PLATE |
| 6 | 06 | EXTRUSION | 19 | 06 | INSERT | 31 | 06 | BOX AY |
| 7 | 06 | CLOSEOUT | 20 | 06 | NUT | 32 | 06 | GUSSET AY |
| 8 | 06 | ANGLE | 21 | 06 | SCREW | 33 | 06 | CLOSEOUT |
| 9 | 06 | BOLT | 22 | 06 | BOLT | 34 | 06 | CLOSEOUT |
| 10 | 06 | WASHER | 23 | 06 | NUT | 35 | 06 | CLOSEOUT |
| 11 | 06 | WASHER | 24 | 06 | BRACE | 36 | 06 | CLOSEOUT |
| 12 | 06 | TIE DOWN AY | 25 | 06 | ANGLE | 37 | 06 | PANEL AY |
| 13 | 06 | SCREW | | | | | | |

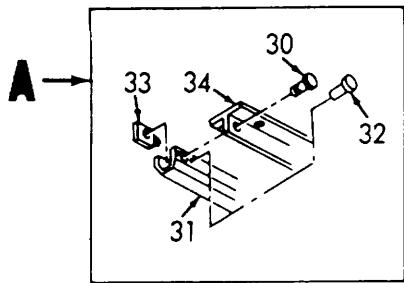
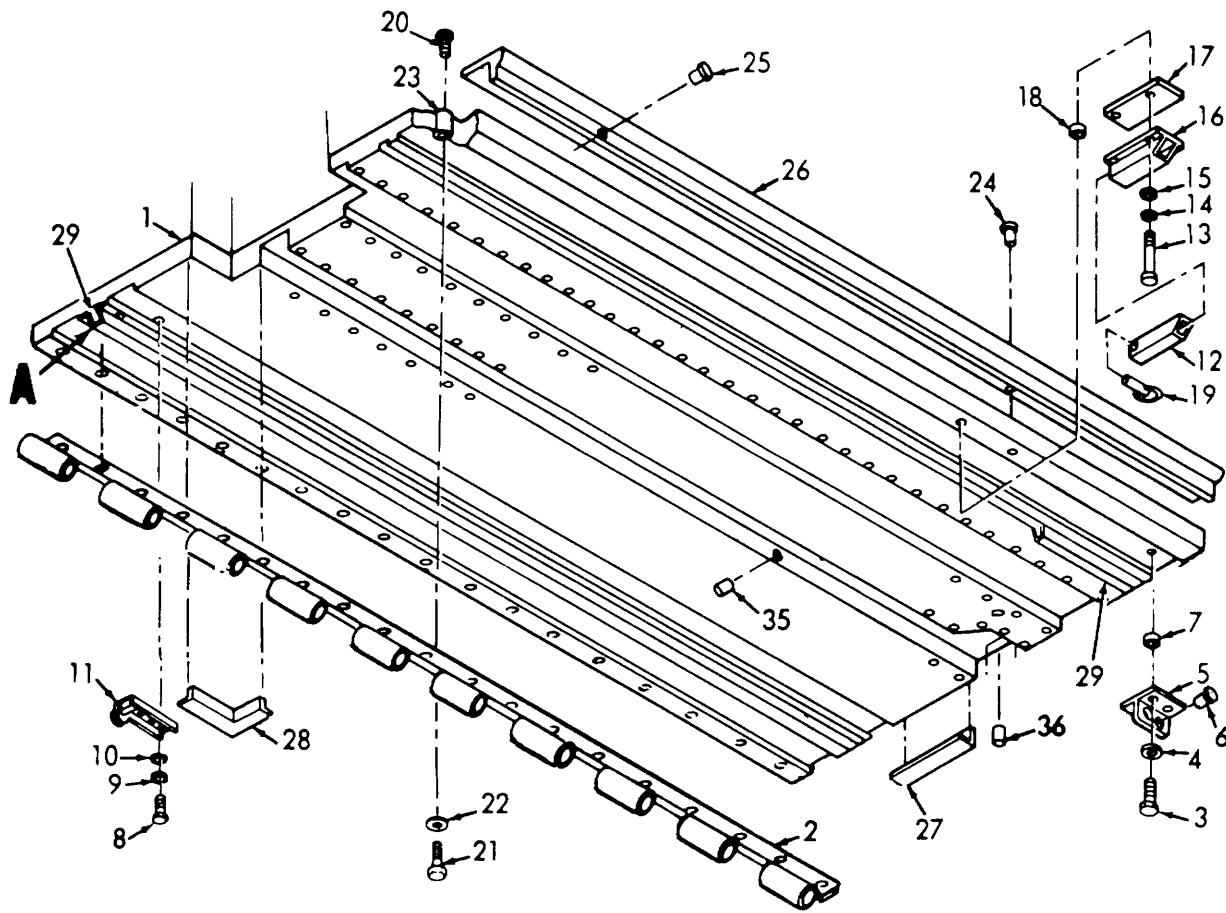


ME 5410-221-24P/79

Figure No. 79 Fixed End Panel, Outside

LEGEND TO PARTS, FIGURE 79

| ITEM NO. | GROUP | ITEM NAME | ITEM NO. | GROUP | ITEM NAME | ITEM NO. | GROUP | ITEM NAME |
|----------|-------|-----------|----------|-------|-----------|----------|-------|-----------|
| 1 | 06 | SCREW | 9 | 06 | ANGLE | 17 | 06 | WASHER |
| 2 | 06 | PANEL AY | 10 | 06 | ANGLE | 18 | 06 | LATCH |
| 3 | 06 | RIVET | 11 | 06 | SPACER | 19 | 06 | NUT |
| 4 | 06 | PLATE | 12 | 06 | SEAL | 20 | 06 | SCRE W |
| 5 | 06 | RING | 13 | 06 | RIVET | 21 | 06 | WASHER |
| 6 | 06 | SPACER | 14 | 06 | PLATE | 22 | 06 | BRACKET |
| 7 | 06 | INSERT | 15 | 06 | RIVNUT | 23 | 06 | RIVET |
| 8 | 06 | CLOSEOUT | 16 | 06 | BOLT | 24 | 06 | GUTTER |



ME 5410-221-24P/80

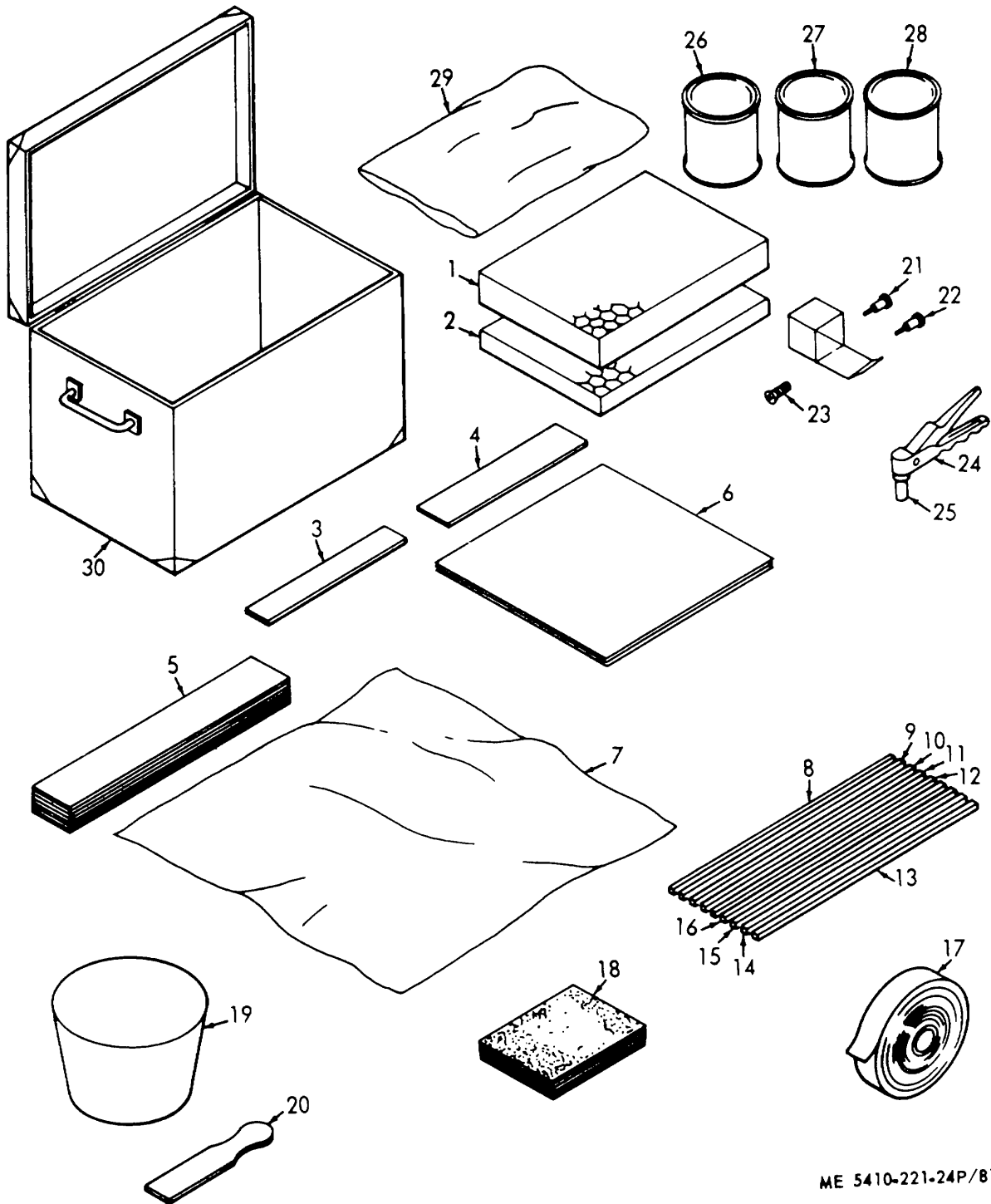
Figure No. 80 Fixed Floor Panel

LEGEND TO PARTS, FIGURE 80

| ITEM NO. | GROUP | ITEM NAME | ITEM NO. | GROUP | ITEM NAME | ITEM NO. | GROUP | ITEM NAME |
|----------|-------|------------|----------|-------|------------|----------|-------|------------|
| 1 | 06 | PANEL AY | 13 | 06 | SCREW | 25 | 06 | RIVET |
| 2 | 06 | HINGE HALF | 14 | 06 | WASHER | 26 | 06 | ANGLE |
| 3 | 06 | SCREW | 15 | 06 | WASHER | 27 | 06 | GUARD |
| 4 | 06 | WASHER | 16 | 06 | SUPPORT AY | 28 | 06 | GUARD |
| 5 | 06 | BRACKET AY | 17 | 06 | SPACER | 29 | 06 | SKID AY |
| 6 | 06 | RIVET | 18 | 06 | NUT | 30 | 06 | RIVET |
| 7 | 06 | NUT | 19 | 06 | PIN | 31 | 06 | CHANNEL AY |
| 8 | 06 | SCREW | 20 | 06 | SCREW | 32 | 06 | RIVET |
| 9 | 06 | WASHER | 21 | 06 | SCREW | 33 | 06 | NUT |
| 10 | 06 | WASHER | 22 | 06 | WASHER | 34 | 06 | EXTRUSION |
| 11 | 06 | BRACKET AY | 23 | 06 | ROD | 35 | 06 | RIVNUT |
| 12 | 06 | INSERT | 24 | 06 | RIVET | 36 | 06 | RIVNUT |

LEGEND TO PARTS, FIGURE 81

| ITEM NO. | GROUP | ITEM NAME | ITEM NO. | GROUP | ITEM NAME | ITEM NO. | GROUP | ITEM NAME |
|----------|-------|-----------|----------|-------|-------------|----------|-------|------------|
| 1 | 07 | CORE | 11 | 07 | SEAL | 21 | 07 | RIVET |
| 2 | 07 | CORE | 12 | 06 | SEAL | 22 | 06 | RIVET |
| 3 | 07 | PHENOLIC | 13 | 07 | SEAL | 23 | 07 | SCREW |
| 4 | 07 | PHENOLIC | 14 | 07 | SEAL | 24 | 07 | RIVETER |
| 5 | 07 | FACING | 15 | 07 | SEAL | 25 | 07 | NOSE PIECE |
| 6 | 07 | FACING | 16 | 07 | SEAL | 26 | 07 | ADHESIVE |
| 7 | 07 | FLOORING | 17 | 07 | TAPE | 27 | 07 | ADHESIVE |
| 8 | 07 | SEAL | 18 | 07 | EMERY CLOTH | 2d | 07 | ADHESIVE |
| 9 | 07 | SEAL | 19 | 07 | CUP | 29 | 07 | BAG |
| 10 | 07 | SEAL | 20 | 07 | PADDLE | 30 | 07 | BOX AY |



ME 5410-221-24P/B1

Figure No. 81 Repair Kit

SECTION VII. INDEX - FEDERAL STOCK NUMBER AND REFERENCE NUMBER
CROSS - REFERENCE TO FIGURE NUMBER AND ITEM NUMBER

| <u>STOCK NUMBER</u> | <u>FIGURE NO.</u> | <u>ITEM NO.</u> | <u>STOCK NUMBER</u> | <u>FIGURE NO.</u> | <u>ITEM NO.</u> |
|---------------------|-------------------|-----------------|---------------------|-------------------|-----------------|
| 1670-885-0885 | 78 | 16 | 5305-144-3949 | 9 | 1 |
| 1670-885-0855 | 74 | 6 | 5305-144-3950 | 8 | 3 |
| 2611-833-7763 | 38 | 1 | 5305-151-0392 | 16 | 9 |
| 2835-843-7749 | 34 | 19 | 5305-151-1379 | 25 | 4 |
| 2835-934-7891 | 33 | 4 | 5305-151-2235 | 6 | 89 |
| 3950-018-7419 | 73 | 22 | 5305-174-3885 | 11 | 1 |
| 3950-018-7419 | 77 | 15 | 5305-264-2345 | 6 | 27 |
| 4030-132-9232 | 73 | 7 | 5305-271-5030 | 6 | 84 |
| 4020-132-9232 | 77 | 7 | 5305-281-8533 | 6 | 123 |
| 4030-972-2670 | | | 5305-281-8563 | 5 | 8 |
| 4540-174-4585 | 13 | 1 | 5305-282-3849 | 15 | 3 |
| 4540-202-7118 | 12 | 4 | 5305-282-3849 | 6 | 3 |
| 4720-042-4270 | 3 | 1 | 5305-282-4232 | 6 | 65 |
| 4720-574-7902 | 3 | 2 | 5301-2A2-9022 | 5 | 2 |
| 4720-727-2825 | | | 5305-582-9609 | 5 | 5 |
| 4730-069-9206 | 34 | 20 | 5305-619-1055 | 6 | 75 |
| 4730-097-818? | 77 | 2 | 5305-622-9485 | 12 | 2 |
| 4730-277-2461 | 34 | 4 | 5305-719-5121 | 2 | 11 |
| 4730-278-9464 | 34 | 14 | 5305-719-5121 | 54 | 11 |
| 4730-279-0854 | 34 | 6 | 5305-724-6794 | 48 | 4 |
| 4730-287-0117 | 24 | 41 | 5305-810-8209 | 6 | 118 |
| 4730-541-1206 | 34 | 16 | 5305-810-8209 | 8 | 1 |
| 4730-559-0172 | 34 | 32 | 5305-836-8476 | 1 | 5 |
| 4730-585-6566 | 34 | 40 | 5305-931-2355 | 76 | 2 |
| 4730-585-7110 | 34 | 29 | 5305-931-2355 | 76 | 12 |
| 4730-595-4402 | 34 | 17 | 5305-990-6444 | 1 | 32 |
| 4730-684-6909 | 34 | 35 | 5306-081-6404 | 1 | 14 |
| 4730-684-6910 | 34 | 22 | 5306-156-2344 | 44 | 1 |
| 4730-720-0946 | 33 | 6 | 5306-182-2057 | 17 | 1 |
| 4730-720-1643 | 34 | 25 | 5306-292-3102 | 47 | 3 |
| 4730-7?0-1801 | 34 | 11 | 5306-550-3744 | 33 | 12 |
| 4730-984-8244 | 33 | 1 | 5310-010-3319 | 44 | 3 |
| 4820-869-3137 | 33 | 5 | 5310-022-3173 | 6 | 119 |
| 5120-101-7149 | 81 | 24 | 5310-042-8682 | 44 | 4 |
| 5120-109-5384 | 81 | 25 | 5310-042-8689 | 34 | 2 |
| 5305-044-5315 | 58 | 20 | 5310-042-8690 | 34 | 9 |
| 5305-044-5315 | 50 | 14 | 5310-042-8693 | 73 | 11 |
| 5305-044-5315 | 53 | 19 | 5310-042-8693 | 77 | 11 |
| 5305-044-5315 | 66 | 1 | 5310-044-5289 | 50 | 16 |
| 5305-103-6665 | 73 | 10 | 5310-044-5289 | 53 | 21 |
| 5305-103-6665 | 77 | 10 | 5310-044-5289 | 58 | 22 |
| 5305-105-4244 | 79 | 19 | 5310-044-5289 | 66 | 2 |

SECTION VII. INDEX - FEDERAL STOCK NUMBER AND REFERENCE NUMBER
 CROSS - REFERENCE TO FIGURE NUMBER AND ITEM NUMBER

| <u>STOCK NUMBER</u> | <u>FIGURE NO.</u> | <u>ITEM NO.</u> | <u>STOCK NUMBER</u> | <u>FIGURE NO.</u> | <u>ITEM NO.</u> |
|---------------------|-------------------|-----------------|---------------------|-------------------|-----------------|
| 5310-061-1803 | 74 | 24 | 5310-551-6308 | 1 | 33 |
| 5310-080-5715 | 6 | 116 | 5310-558-6207 | 33 | 3 |
| 5310-088-0551 | 15 | 1 | 5310-559-0638 | 34 | 24 |
| 5310-088-0551 | 25 | 2 | 5310-595-5427 | 44 | 2 |
| 5310-097-6388 | 73 | 13 | 5310-595-5427 | 45 | 2 |
| 5310-097-6388 | 77 | 13 | 5310-595-5427 | 50 | 15 |
| 5310-167-0662 | 6 | 78 | 5310-595-5427 | 53 | 20 |
| 5310-167-0816 | 16 | 8 | 5310-595-5427 | 58 | 21 |
| 5310-167-0816 | 2 | 2 | 5310-595-5427 | 66 | 3 |
| 5310-167-0816 | 50 | 7 | 5310-595-6425 | 6 | 2 |
| 5310-167-0816 | 53 | 15 | 5310-623-5989 | 6 | 115 |
| 5310-167-0816 | 54 | 2 | 5310-623-5989 | 71 | 33 |
| 5310-167-0816 | 66 | 11 | 5310-638-9857 | 6 | 15 |
| 5310-167-0816 | 70 | 34 | 5310-638-9857 | 6 | 124 |
| 5310-167-0816 | 75 | 16 | 5310-655-9800 | 6 | 79 |
| 5310-167-0816 | 64 | 22 | 5310-655-9800 | 6 | 90 |
| 5310-167-0816 | 58 | 13 | 5310-655-9800 | 33 | 8 |
| 5310-167-0818 | 11 | 4 | 5310-656-0096 | 34 | 8 |
| 5310-167-0831 | 25 | 3 | 5310-685-2651 | 2 | 10 |
| 5310-167-0877 | 5 | 3 | 5310-685-2651 | 54 | 10 |
| 5310-188-7944 | 80 | 36 | 5310-709-6437 | 80 | 35 |
| 5310-188-7983 | 67 | 29 | 5310-780-1042 | 64 | 12 |
| 5310-188-7983 | 69 | 10 | 5310-780-1042 | 80 | 33 |
| 5310-188-7983 | 63 | 21 | 5310-830-8969 | 72 | 21 |
| 5310-188-7987 | 70 | 24 | 5310-874-9582 | 37 | 5 |
| 5310-188-7987 | 64 | 7 | 5310-877-5797 | 33 | 7 |
| 5310-194-8023 | 66 | 17 | 5310-877-5797 | 11 | 3 |
| 5310-194-8023 | 50 | 20 | 5310-921-6864 | 6 | 86 |
| 5310-194-8023 | 53 | 22 | 5310-945-0851 | 33 | 16 |
| 5310-194-8023 | 68 | 12 | 5310-957-6533 | 64 | 26 |
| 5310-194-8023 | 69 | 3 | 5310-957-6533 | 65 | 9 |
| 5310-194-8023 | 71 | 39 | 5310-965-1763 | 6 | 77 |
| 5310-194-8023 | 74 | 26 | 5310-982-4999 | 6 | 1 |
| 5310-194-8023 | 75 | 18 | 5310-982-6813 | 6 | 14 |
| 5310-194-8023 | 79 | 15 | 5310-982-6814 | 33 | 2 |
| 5310-194-8023 | 58 | 25 | 5310-727-8353 | 15 | 2 |
| 5310-194-8023 | 62 | 22 | 5315-059-0168 | 47 | 1 |
| 5310-208-9255 | 33 | 18 | 5315-215-4419 | 1 | 7 |
| 5310-275-0616 | 33 | 14 | 5315-449-2945 | 6 | 120 |
| 5310-2R2-5715 | 47 | 4 | 5315-449-2945 | 71 | 22 |
| 5310-282-7833 | 34 | 5 | 5315-603-4793 | 47 | 2 |
| 5310-543-4971 | 1 | 13 | 5315-812-3775 | 2 | 3 |

SECTION VII. INDEX - FEDERAL STOCK NUMBER AND REFERENCE NUMBER
 CROSS - REFERENCE TO FIGURE NUMBER AND ITEM NUMBER

| <u>STOCK NUMBER</u> | <u>FIGURE NO.</u> | <u>ITEM NO.</u> | <u>STOCK NUMBER</u> | <u>FIGURE NO.</u> | <u>ITEM NO.</u> |
|---------------------|-------------------|-----------------|---------------------|-------------------|-----------------|
| 5319-812-3775 | 54 | 3 | 5320-882-8388 | 62 | 13 |
| 5315-839-2325 | 2 | 1 | 5320-928-6299 | 53 | 24 |
| 5315-839-2325 | 54 | 1 | 5320-928-6299 | 58 | 5 |
| 5320-054-2608 | 78 | 23 | 5320-932-1972 | 66 | 13 |
| 5320-097-6520 | 69 | 20 | 532n-932-1972 | 68 | 17 |
| 5320-097-6520 | 58 | 8 | 5320-932-1972 | 69 | 33 |
| 5320-097-6920 | 50 | 1 | 5320-932-1972 | 78 | 27 |
| 5320-097-6520 | 53 | 3 | 5320-932-1972 | 81 | 21 |
| 5320-117-6828 | 38 | 4 | 5320-932-1972 | 62 | 4 |
| 5320-117-6830 | 80 | 6 | 5320-932-1972 | 64 | 10 |
| 5320-117-6951 | 1 | 9 | 5320-952-4159 | 50 | 18 |
| 5320-117-695? | 2 | 8 | 5320-952-4159 | 58 | 1 |
| 5320-117-6953 | 54 | 8 | 5320-952-4159 | 53 | 5 |
| 5320-226-3686 | 67 | 8 | 5320-956-7355 | 64 | 34 |
| 5320-226-3686 | 68 | 8 | 5320-956-73-5 | 67 | 2 |
| 5320-226-3686 | 72 | 10 | 5320-956-7355 | 68 | 2 |
| 5320-226-3686 | 79 | 13 | 5320-956-7315 | 70 | 1 |
| 5320-226-3686 | 62 | 24 | 5320-956-7355 | 71 | 38 |
| 5320-718-7721 | 2 | 5 | 5320-956-7355 | 72 | 16 |
| 5320-718-7721 | 2 | 18 | 5320-956-7355 | 75 | 3 |
| 5320-718-7721 | 54 | 5 | 5320-956-7355 | 78 | 4 |
| 5320-718-7721 | 54 | 18 | 5320-956-7355 | 62 | 7 |
| 5320-778-3352 | 70 | 19 | 5320-956-7362 | 66 | 8 |
| 5320-874-4477 | 69 | 25 | 5320-957-3582 | 52 | 1 |
| 5320-874-4477 | 74 | 18 | 5320-957-3582 | 61 | 1 |
| 5320-874-4477 | 79 | 23 | 5320-957-3582 | 55 | 1 |
| 5320-874-4477 | 81 | 22 | 5320-986-6904 | 53 | 2 |
| 5320-874-4477 | 64 | 4 | 5320-986-6904 | 75 | 13 |
| 5320-882-8385 | 70 | 3 | 5320-986-6904 | 58 | 27 |
| 5320-882-8386 | 67 | 3 | 5325-082-5181 | 1 | 23 |
| 5320-882-8386 | 43 | 1 | 5325-089-0712 | 71 | 17 |
| 5320-882-8386 | 64 | 44 | 5325-089-0713 | 6 | 121 |
| 5320-882-8386 | 70 | 9 | 5325-097-9084 | 71 | 23 |
| 5320-882-8386 | 75 | 6 | 5325-264-0823 | 1 | 27 |
| 5320-882-8386 | 80 | 24 | 5325-449-2972 | 6 | 122 |
| 5320-882-8388 | 37 | 9 | 5325-449-2972 | 71 | 24 |
| 5320-882-8388 | 65 | 10 | 5325-550-4360 | 40 | 2 |
| 5320-882-8388 | 65 | 18 | 5330-042-8703 | 71 | 26 |
| 5320-882-8388 | 67 | 12 | 5330-042-8704 | 12 | 3 |
| 5320-882-8388 | 69 | 6 | 5330-105-6885 | 81 | 12 |
| 5320-882-8388 | 79 | 3 | 5330-105-6886 | 81 | 11 |
| 5320-882-8388 | 80 | 25 | 5330-105-8666 | 81 | 8 |

SECTION VII. INDEX - FEDERAL STOCK NUMBER AND REFERENCE NUMBER
 CROSS - REFERENCE TO FIGURE NUMBER AND ITEM NUMBER

| <u>STOCK NUMBER</u> | <u>FIGURE NO.</u> | <u>ITEM NO.</u> | <u>STOCK NUMBER</u> | <u>FIGURE NO.</u> | <u>ITEM NO.</u> |
|---------------------|-------------------|-----------------|---------------------|-------------------|-----------------|
| 5330-105-8667 | 81 | 10 | 5340-042-8682 | 53 | 18 |
| 5330-106-0531 | 81 | 13 | 5340-042-8682 | 66 | 7 |
| 5330-106-2905 | 81 | 9 | 5340-042-8682 | 67 | 4 |
| 5330-141-2351 | 81 | 16 | 5340-042-8682 | 68 | 3 |
| 5330-251-8839 | 34 | 3 | 5340-042-8682 | 69 | 4 |
| 5330-804-5694 | 34 | 22 | 5340-042-8682 | 70 | 27 |
| 5330-808-0794 | 34 | 10 | 5340-042-8682 | 73 | 28 |
| 5340-020-3020 | 33 | 21 | 5340-042-8682 | 78 | 19 |
| 5340-020-8639 | 33 | 19 | 5340-042-8682 | 80 | 7 |
| 5340-022-3148 | 73 | 15 | 5340-042-8682 | 58 | 24 |
| 5340-022-3151 | 78 | 24 | 5340-042-8682 | 62 | 6 |
| 5340-022-3159 | 72 | 8 | 5340-042-8683 | 64 | 31 |
| 5340-022-3159 | 73 | 3 | 5340-042-8683 | 80 | 18 |
| 5340-022-3159 | 79 | 22 | 5340-042-8714 | 73 | 12 |
| 5340-022-3161 | 51 | 3 | 5340-042-8714 | 77 | 12 |
| 5340-022-3161 | 56 | 3 | 5340-042-8735 | 1 | 8 |
| 5340-022-3161 | 59 | 3 | 5340-044-5235 | 50 | 2 |
| 5340-022-3162 | 67 | 5 | 5340-044-5235 | 53 | 4 |
| 5340-022-3163 | 68 | 6 | 5340-044-5235 | 58 | 9 |
| 5340-022-3164 | 68 | 7 | 5340-044-5269 | 70 | 25 |
| 5340-022-3164 | 62 | 10 | 5340-044-5269 | 73 | 23 |
| 5340-022-3165 | 62 | 9 | 5340-044-5269 | 77 | 16 |
| 5340-022-3166 | 64 | 37 | 5340-044-5269 | 79 | 7 |
| 5340-022-3166 | 70 | 30 | 5340-044-5270 | 63 | 20 |
| 5340-022-3167 | 51 | 1 | 5340-044-5283 | 36 | 3 |
| 5340-022-3167 | 56 | 1 | 5340-051-2404 | 46 | 7 |
| 5340-022-3167 | 59 | 1 | 5340-067-9884 | 73 | 6 |
| 5340-022-3168 | 50 | 5 | 5340-067-9884 | 77 | 6 |
| 5340-022-3169 | 2 | 6 | 5340-074-2072 | 23 | 4 |
| 5340-022-3169 | 54 | 6 | 5340-074-2072 | 25 | 8 |
| 5340-022-3172 | 2 | 7 | 5340-074-2072 | 27 | 5 |
| 5340-022-3172 | 54 | 7 | 5340-074-2072 | 28 | 5 |
| 5340-042-8651 | 70 | 26 | 5340-085-2953 | 1 | 6 |
| 5340-042-8651 | 64 | 19 | 5340-088-6546 | 68 | 29 |
| 5340-042-8663 | 63 | 9 | 5340-088-6546 | 67 | 40 |
| 5340-042-8664 | 39 | 2 | 5340-088-6546 | 63 | 17 |
| 5340-042-8665 | 69 | 5 | 5340-088-6595 | 64 | 17 |
| 5340-042-8665 | 80 | 2 | 5340-101-8581 | 48 | 6 |
| 5340-042-8666 | 67 | 11 | 5340-116-7800 | 73 | 5 |
| 5340-042-8666 | 68 | 13 | 5340-116-7800 | 77 | 5 |
| 5340-042-8682 | 45 | 4 | 5340-200-8641 | 33 | 17 |
| 5340-042-8482 | 50 | 19 | 5340-282-3753 | 71 | 21 |

**SECTION VII. INDEX - FEDERAL STOCK NUMBER AND REFERENCE NUMBER
CROSS - REFERENCE TO FIGURE NUMBER AND ITEM NUMBER**

| STOCK NUMBER | FIGURE NO | ITEM NO | STOCK NUMBER | FIGURE NO | ITEM NO. |
|---------------|-----------|---------|---------------|-----------|----------|
| 5340-291-5328 | 17 | 3 | 5410-018-7376 | 70 | 11 |
| 5340-291-5342 | 33 | 11 | 5410-018-7382 | 69 | 15 |
| 5340-298-9403 | 33 | 10 | 5410-018-7415 | 69 | 24 |
| 5340-613-4545 | 69 | 17 | 5410-018-7416 | 73 | 4 |
| 5340-664-0847 | 17 | 2 | 5410-018-7416 | 77 | 4 |
| 5340-726-4426 | 11 | 6 | 5410-018-7425 | 74 | 2 |
| 5340-779-1499 | 6 | 49 | 5410-018-7425 | 78 | 12 |
| 5340-779-3319 | 17 | 9 | 5410-018-7436 | 74 | 8 |
| 5340-779-3319 | 18 | 5 | 5410-018-7460 | 80 | 34 |
| 5340-779-3319 | 19 | 5 | 5410-018-7462 | 80 | 12 |
| 5340-779-3319 | 24 | 4 | 5410-018-7464 | 65 | 13 |
| 5340-779-1319 | 29 | 4 | 5410-018-7491 | 76 | 11 |
| 5340-779-3319 | 30 | 4 | 5410-018-7491 | 57 | 15 |
| 5340-779-3319 | 6 | 7 | 5410-018-7491 | 60 | 15 |
| 5340-779-3319 | 6 | 33 | 5410-018-7512 | 45 | 5 |
| 5340-779-3319 | 6 | 61 | 5410-018-7534 | 66 | 14 |
| 5340-779-3319 | 6 | 70 | 5410-018-7538 | 39 | 3 |
| 5340-779-3319 | 6 | 98 | 5410-018-7541 | 39 | 1 |
| 5340-886-5744 | 38 | 2 | 5410-022-2652 | 15 | 5 |
| 5340-944-1499 | 18 | 4 | 5410-022-2653 | 4 | 1 |
| 5340-944-1499 | 19 | 4 | 5410-022-2655 | 69 | 23 |
| 5340-944-1499 | 21 | 3 | 5410-022-2655 | 72 | 6 |
| 5340-944-1499 | 24 | 5 | 5410-022-2655 | 79 | 5 |
| 5340-944-1499 | 25 | 7 | 5410-022-2656 | 74 | 1 |
| 5340-944-1499 | 27 | 4 | 5410-022-2657 | 74 | 15 |
| 5340-044-1499 | 28 | 4 | 5410-022-2657 | 64 | 3 |
| 5340-944-1499 | 29 | 3 | 5410-022-2658 | 74 | 21 |
| 5340-944-1499 | 31 | 3 | 5410-022-2659 | 74 | 23 |
| 5340-944-1499 | 6 | 8 | 5410-022-2660 | 80 | 11 |
| 5340-944-1499 | 6 | 21 | 5410-022-2661 | 80 | 11 |
| 5340-944-1499 | 6 | 32 | 5410-022-2663 | 80 | 16 |
| 5340-944-1499 | 6 | 48 | 5410-022-2664 | 65 | 1 |
| 5340-944-1499 | 6 | 60 | 5410-022-2665 | 67 | 38 |
| 5340-944-1499 | 6 | 69 | 5410-022-2665 | 68 | 28 |
| 5340-944-1499 | 6 | 97 | 5410-022-2665 | 63 | 18 |
| 5340-951-5324 | 46 | 6 | 5410-022-2666 | 76 | 1 |
| 5340-992-8141 | 65 | 16 | 5410-022-2667 | 78 | 30 |
| 5340-992-8142 | 63 | 11 | 5410-022-2668 | 79 | 24 |
| 5350-584-4653 | 72 | 20 | 5410-022-2669 | 47 | 5 |
| 5350-584-4653 | 81 | 18 | 5410-022-2670 | 46 | 1 |
| 5410-018-7341 | 6 | 39 | 5410-022-2671 | 47 | 7 |
| 5410-018-7366 | 70 | 12 | 5410-022-2673 | 37 | |

**SECTION VII. INDEX - FEDERAL STOCK NUMBER AND REFERENCE NUMBER
CROSS - REFERENCE TO FIGURE NUMBER AND ITEM NUMBER**

| STOCK NUMBER | FIGURE NO | ITEM NO | STOCK NUMBER | FIGURE NO | ITEM NO. |
|----------------|-----------|---------|---------------|-----------|----------|
| 5410-022-2674 | 37 | 8 | 5925-851-2849 | 6 | 132 |
| 5410-022-2675 | 37 | 2 | 5925-868-7350 | 6 | 126 |
| 54.10-022-2676 | 33 | 15 | 5930-102-5710 | 17 | 7 |
| 5410-044-1331 | 69 | 34 | 5930-695-1514 | 6 | 101 |
| 5410-085-2120 | 1 | 10 | 5935-057-0333 | 6 | 36 |
| 5410-102-9816 | 80 | 19 | 5935-070-5777 | 22 | 4 |
| 5410-102-9817 | 57 | 1 | 5935-085-0772 | 15 | 9 |
| 5410-102-9817 | 60 | 1 | 5935-062-2042 | 6 | 28 |
| 5410-118-1234 | 35 | 2 | 5935-102-5837 | 10 | 2 |
| 5410-299-1185 | 64 | 20 | 5935-194-3082 | 15 | 7 |
| 5410-570-9572 | 43 | 2 | 5935-283-3359 | 21 | 5 |
| 5410-762-9137 | 81 | | 5935-476-4071 | 22 | 1 |
| 5410-863-8594 | 26 | 1 | 5935-560-0151 | 18 | 6 |
| 5410-07-5811 | 38 | | 5935-574-7541 | 18 | 6 |
| 5410-863-8588 | 1 | 31 | 5935-577-0091 | 16 | 2 |
| 5410-863-8593 | 1 | | 5935-577-8589 | 6 | 4 |
| 5410-863-8595 | 26 | 2 | 5935-578-2742 | 6 | 17 |
| 5410-869-5156 | 1 | 4 | 5935-754-7676 | 23 | 7 |
| 5410-869-5157 | 1 | 12 | 5935-811-6440 | 15 | 6 |
| 5410-869-5158 | 1 | 11 | 5935-812-5006 | 6 | 11 |
| 5410-869-5159 | 1 | 30 | 5935-818-5725 | 15 | 4 |
| 5640-042-4828 | 22 | 5 | 5935-819-5759 | 6 | 24 |
| 5640-042-4829 | 6 | 22 | 5935-827-9401 | 22 | 7 |
| 5640-042-4829 | 6 | 10 | 5935-863-9088 | 16 | 6 |
| 5640-042-4830 | 23 | 5 | 5935-879-8472 | 23 | 6 |
| 5640-101-4834 | 21 | 4 | 5939-715-3152 | 25 | 12 |
| 5640-101-4834 | 22 | 6 | 5935-904-4469 | 16 | 3 |
| 5640-101-4834 | 6 | 71 | 5935-904-4469 | 6 | 94 |
| 5640-101-4834 | 17 | 8 | 5940-069-3458 | 6 | 40 |
| 5640-103-9143 | 25 | 11 | 5940-069-3458 | 18 | 2 |
| 5640-103-9143 | 6 | 9 | 5940-081-6055 | 6 | 56 |
| 5640-103-9143 | 6 | 35 | 5940-204-8966 | 22 | 3 |
| 5670-042-4827 | 52 | 5 | 5940-204-8966 | 31 | 2 |
| 5670-042-4827 | 55 | 5 | 5940-204-8966 | 6 | 41 |
| 5670-042-4827 | 61 | 5 | 5940-204-8966 | 6 | 96 |
| 5820-865-1510 | 11 | 7 | 5940-204-9141 | 6 | 57 |
| 5925-089-2152 | 6 | 129 | 5940-204-9142 | 6 | 19 |
| 5925-781-0878 | 6 | 130 | 5940-236-1572 | 30 | 2 |
| 5925-821-2109 | 6 | 128 | 5940-503-9995 | 5 | 12 |
| 5925-835-4431 | 6 | 125 | 5940-534-0970 | 23 | 3 |
| 5925-837-4046 | 6 | 131 | 5940-534-0970 | 6 | 30 |
| 5925-837-7944 | 6 | 127 | 5940-534-0970 | 6 | 43 |

**SECTION VII. INDEX - FEDERAL STOCK NUMBER AND REFERENCE NUMBER
CROSS - REFERENCE TO FIGURE NUMBER AND ITEM NUMBER**

| STOCK NUMBER | FIGURE NO | ITEM NO | STOCK NUMBER | FIGURE NO | ITEM NO. |
|---------------|-----------|---------|---------------|-----------|----------|
| 5940-534-0970 | 6 | 103 | 5995-104-4712 | 6 | 5 |
| 5940-534-0970 | 6 | 107 | 5995-104-4713 | 6 | 55 |
| 5940-551-4338 | 19 | 2 | 5995-104-4714 | 6 | 18 |
| 5940-557-1627 | 24 | 2 | 5995-135-0008 | 23 | 8 |
| 5940-557-1627 | 27 | 2 | 5995-135-0009 | 23 | 1 |
| 5940-557-1627 | 6 | 45 | 5995-135-0010 | 23 | 1 |
| 5940-597-1627 | 6 | 67 | 5995-135-0011 | 25 | 1 |
| 5940-557-1627 | 6 | 108 | 5995-804-6728 | 65 | 8 |
| 5940-557-1627 | 10 | 4 | 5999-824-9825 | 19 | 1 |
| 5940-557-1628 | 6 | 59 | 5999-824-9824 | 19 | 1 |
| 5940-557-1629 | 6 | 46 | 5999-824-9833 | 18 | 1 |
| 5940-557-1629 | 6 | 58 | 5999-824-9834 | 18 | 1 |
| 5940-557-1631 | 6 | 6 | 5999-824-9836 | 24 | 1 |
| 5940-557-1631 | 6 | 20 | 5999-824-9847 | 6 | 29 |
| 5940-557-1631 | 6 | 47 | 5999-S24-9849 | 27 | 1 |
| 5940-557-1631 | 6 | 111 | 5999-824-9861 | 6 | 66 |
| 5940-557-4345 | 18 | 3 | 5999-824-9865 | 28 | 1 |
| 5940-557-4345 | 19 | 3 | 5999-824-9867 | 30 | 1 |
| 5940-557-4349 | 6 | 44 | 5999-824-9872 | 29 | 1 |
| 5940-557-4345 | 6 | 112 | 5999-824-9875 | 31 | 1 |
| 5940-636-5014 | 6 | 42 | 5999-826-3842 | 6 | 95 |
| 5940-644-8713 | 23 | 2 | 6115-689-5653 | 3 | 3 |
| 5940-644-8713 | 24 | 3 | 6115-689-5654 | 34 | 1 |
| 5940-644-8713 | 25 | 6 | 6115-830-8249 | 38 | 3 |
| 5940-644-8713 | 27 | 3 | 6145-022-1921 | 18 | 7 |
| 5940-644-8713 | 28 | 2 | 6145-022-1983 | 19 | 7 |
| 5940-644-8713 | 29 | 2 | 6145-022-1990 | 19 | 8 |
| 5940-644-8713 | 6 | 31 | 6145-239-6987 | 23 | 8 |
| 5940-644-8713 | 6 | 68 | 6145-239-6987 | 24 | 6 |
| 5940-660-3634 | 28 | 3 | 6145-239-6987 | 25 | 9 |
| 5940-863-1244 | 21 | 2 | 6145-239-6987 | 27 | 10 |
| 5940-836-7672 | 7 | 5 | 6145-239-6987 | 28 | 8 |
| 5940-863-1244 | 22 | 2 | 6145-239-6987 | 29 | 7 |
| 5940-950-7781 | 6 | 85 | 6145-239-6987 | 10 | 5 |
| 5940-950-7784 | 6 | 82 | 6145-578-6605 | 22 | 8 |
| 5970-091-9266 | 12 | 6 | 6145-578-6605 | 25 | 10 |
| 5970-091-9267 | 14 | 2 | 6145-578-6605 | 27 | 9 |
| 5970-091-9268 | 13 | 3 | 6145-578-6605 | 30 | 7 |
| 5975-097-8511 | 10 | 1 | 6145-578-6605 | 31 | 5 |
| 5975-097-8512 | 15 | 8 | 6145-824-2496 | 6 | 26 |
| 5975-553-6995 | 12 | 1 | 6145-824-2496 | 6 | 37 |
| 5995-104-4711 | 6 | 13 | 6145-824-2496 | 6 | 52 |

**SECTION VII. INDEX - FEDERAL STOCK NUMBER AND REFERENCE NUMBER
CROSS - REFERENCE TO FIGURE NUMBER AND ITEM NUMBER**

| STOCK NUMBER | FIGURE NO | ITEM NO | STOCK NUMBER | FIGURE NO | ITEM NO. |
|---------------------|----------------------|--------------------|---------------------|----------------------|---------------------|
| 6145-824-2496 | 6 | 104 | 6625-568-7798 | 72 | 3 |
| 6145-824-2496 | 6 | 109 | 6660-808-5999 | 14 | 1 |
| 6150-661-0182 | 40 | 7 | 7220-102-4005 | 81 | 7 |
| 6210-446-7501 | 7 | 3 | 7220-102-4006 | 81 | 5 |
| 6210-587-4757 | 7 | | 7220-102-4007 | 81 | 6 |
| 6210-782-0316 | 5 | 4 | 8010-054-1823 | | |
| 6230-102-8605 | 5 | | 8010-054-1834 | | |
| 6240-446-7783 | 7 | 4 | 8010-069-1266 | | |
| 6240-842-4139 | 6 | 93 | 8010-472-9512 | | |
| 6240-990-8293 | 5 | 1 | 8010-854-9590 | | |
| 6250-446-7781 | 7 | 1 | 8040-027-7988 | 81 | 26 |
| 6250-672-1919 | 7 | 2 | 8040-027-8041 | 81 | 27 |
| 6605-872-2076 | 40 | 1 | 8340-205-2759 | 1 | 3 |
| 6605-872-2076 | 73 | 19 | 8340-823-7451 | | |
| 6605-872-2076 | 77 | 17 | 9320-103-2472 | 81 | 2 |
| 6605-872-2076 | 79 | 18 | 9320-103-2473 | 81 | 1 |
| 6605-872-2076 | 63 | 12 | 9320-285-1980 | 81 | 15 |

**SECTION VII. INDEX - FEDERAL STOCK NUMBER AND REFERENCE NUMBER
CROSS - REFERENCE TO FIGURE NUMBER AND ITEM NUMBER**

| Reference No. | Mfg Code | Fig No. | Item No. | Reference No. | Mfg Code | Fig No. | Item No. |
|-------------------|----------|---------|----------|------------------|----------|---------|----------|
| AB2103 | 19704 | 45 | 9 | AN507-632R5 | 88044 | 9 | 1 |
| AB9051-4 | 19704 | 72 | 8 | AN507-632R6 | 88044 | 8 | 3 |
| AB9051-4 | 19704 | 73 | 3 | AN507-632R8 | 88044 | 6 | 118 |
| AB9051-4 | 19704 | 79 | 22 | AN507-632R8 | 88044 | 8 | 1 |
| AD42S | 07707 | 52 | 1 | AN507C440R6 | 88044 | 6 | 75 |
| A042S | 07707 | 61 | 1 | AN507C440R8 | 88044 | 6 | 27 |
| AD64S | 07707 | 50 | 18 | AN507C632R6 | 88044 | 80 | 21 |
| A108130 | 03481 | 66 | 17 | AN507C632R8 | 88044 | 6 | 84 |
| AK47H | 07707 | 75 | 19 | AN507C832R8 | 88044 | 5 | 2 |
| AM15612 | 74545 | 10 | 2 | AN5070D632-6 | 88044 | 74 | 14 |
| AM15613 | 74545 | 10 | 2 | AN509-10R8 | 88044 | 75 | 14 |
| AN10TYPE2MILW5086 | 81349 | 6 | 53 | AN509C10-10 | 88044 | 17 | 5 |
| AN10TYPE2MILW5086 | 81349 | 6 | 63 | AN509C10R17 | 88044 | 11 | 5 |
| AN16TYPE2MILW5086 | 81349 | 6 | 38 | AN515C4R8 | 88044 | 25 | 4 |
| AN16TYPE2MILW5086 | 81349 | 6 | 54 | AN515C4R8 | 88044 | 15 | 3 |
| AN16TYPE2MILW5086 | 81349 | 6 | 62 | AN51SC4R8 | 88044 | 6 | 3 |
| AN16TYPE2MILW5086 | 81349 | 6 | 73 | AN515C6-10 | 88044 | 6 | 16 |
| AN16TYPE2MILW5086 | 81349 | 6 | 100 | AN515C6R6 | 88044 | 79 | 20 |
| AN16TYPE2MILW5086 | 81349 | 21 | 6 | AN515C6R6 | 88044 | 80 | 20 |
| AN16TYPE2MILW5086 | 81349 | 22 | 8 | AN515C6R6 | 88044 | 67 | 16 |
| AN16TYPE2MILW5086 | 81349 | 25 | 10 | AN515C6R6 | 88044 | 68 | 14 |
| AN16TYPE2MILW5086 | 81349 | 27 | 9 | AN515C6R6 | 88044 | 69 | 38 |
| AN16TYPE2MILW5086 | 81349 | 30 | 8 | AN515C6R6 | 88044 | 74 | 9 |
| AN16TYPE2MILW5086 | 81349 | 31 | 5 | AN515C6R6 | 88044 | 63 | 1 |
| AN3-4A | 88044 | 71 | 1 | AN515C6R6 | 88044 | 6 | 123 |
| AN3-4A | 88044 | 33 | 9 | AN515C6R7 | 88044 | 6 | 65 |
| AN3-6A | 88044 | 49 | 1 | AN515C8R6 | 88044 | 5 | 8 |
| AN3H4A | 88044 | 17 | 1 | AN520C10R16 | 88044 | 16 | 4 |
| AN335B4 | 88044 | 1 | 13 | AN526-1032R10 | 88044 | 6 | 89 |
| AN4-4A | 88044 | 64 | 15 | AN526C832R8 | 88044 | 5 | 5 |
| AN4-4A | 88044 | 64 | 27 | AN526DD1032-8 | 88044 | 64 | 24 |
| AN4-5A | 88044 | 69 | 21 | AN526DD1032-8 | 88044 | 65 | 5 |
| AN4-6A | 88044 | 64 | 30 | AN526DD1032-8 | 88044 | 64 | 2 |
| AN4CH4 | 88044 | 33 | 12 | AN6-22A | 88044 | 46 | 5 |
| AN4TYPE2MILW5086 | 81349 | 19 | 7 | AN6-26A | 88044 | 46 | 2 |
| AN500A6-3 | 88044 | 16 | 9 | AN6TYPE2MILW5086 | 81349 | 6 | 51 |
| AN505-10 | 88044 | 69 | 37 | AN6TYPE2MILW5086 | 81349 | 18 | 7 |
| AN505C4R6 | 88044 | 16 | 1 | AN742-12 | 88044 | 33 | 21 |
| AN505C4R8 | 88044 | 16 | 5 | AN742-16 | 88044 | 33 | 17 |
| AN507-10R8 | 88044 | 58 | 26 | AN742-8 | 88044 | 33 | 19 |
| AN507-10R8 | 88044 | 53 | 1 | AN8MILW5086 | 81349 | 6 | 12 |
| AN507-632R3 | 88044 | 11 | 1 | AN8TYPE2MILW5086 | 81349 | 6 | 25 |

**SECTION VII. INDEX - FEDERAL STOCK NUMBER AND REFERENCE NUMBER
CROSS - REFERENCE TO FIGURE NUMBER AND ITEM NUMBER**

| Reference No. | Mfg Code | Fig No. | Item No. | Reference No. | Mfg Code | Fig No. | Item No. |
|------------------|----------|---------|----------|---------------|----------|---------|----------|
| AN8TYPE2MILW5086 | 81349 | 6 | 50 | AN960-6 | 88044 | 16 | 8 |
| AN8TYPE2MILW5086 | 81349 | 6 | 113 | AN960-6 | 88044 | 2 | 2 |
| AN8TYPE2MILW5086 | 81349 | 18 | 8 | AN960-6 | 88044 | 50 | 7 |
| AN8TYPE2MILW5086 | 81349 | 19 | 8 | AN960-6 | 88044 | 53 | 15 |
| AN804CS | 88044 | 34 | 32 | AN960-6 | 88044 | 54 | 2 |
| AN804D12 | 88044 | 34 | 6 | AN960-6 | 88044 | 66 | 11 |
| AN806C16 | 88044 | 34 | 29 | AN960-6 | 88044 | 70 | 34 |
| AN806C8 | 88044 | 34 | 40 | AN960-6 | 88044 | 75 | 16 |
| AN806D12 | 88044 | 34 | 41 | AN960-6 | 88044 | 64 | 22 |
| AN824-8C | 88044 | 34 | 14 | AN960-6 | 88044 | 58 | 13 |
| AN832-16C | 88044 | 34 | 25 | AN960-616 | 88044 | 46 | 4 |
| AN833-8C | 88044 | 34 | 17 | AN960C10L | 88044 | 33 | 13 |
| AN894C16-8 | 88044 | 33 | 6 | AN960C4L | 88044 | 6 | 2 |
| AN924-12D | 88044 | 34 | 5 | AN960C6L | 88044 | 79 | 21 |
| AN924-16C | 88044 | 34 | 24 | AN960C6L | 88044 | 80 | 22 |
| AN924-8C | 88044 | 34 | 8 | AN960C6L | 88044 | 67 | 15 |
| AN929-8C | 88044 | 34 | 16 | AN960C6L | 88044 | 68 | 15 |
| AN935-10 | 88044 | 64 | 25 | AN960C6L | 88044 | 69 | 39 |
| AN935-10 | 88044 | 65 | 6 | AN960C6L | 88044 | 74 | 10 |
| AN935-10L | 88044 | 6 | 78 | AN960C6L | 88044 | 63 | 2 |
| AN936A8 | 88044 | 5 | 3 | AN960C6L | 88044 | 6 | 15 |
| AN939CB | 88044 | 34 | 11 | AN960C6L | 88044 | 6 | 124 |
| AN939D12 | 88044 | 34 | 4 | AN960C716L | 88044 | 33 | 14 |
| AN960-10 | 88044 | 64 | 16 | AN960C8L | 88044 | 33 | 3 |
| AN960-10 | 88044 | 65 | 7 | AS7B211 | 25472 | 80 | 35 |
| AN960-10 | 88044 | 11 | 4 | A1S6 | 84256 | 64 | 20 |
| AN960-10L | 88044 | 71 | 2 | A10B116 | 03481 | 64 | 26 |
| AN960-10L | 88044 | 49 | 2 | A10B116 | 25472 | 65 | 9 |
| AN960-10L | 88044 | 6 | 79 | A10B130 | 03481 | 50 | 20 |
| AN960-10L | 88044 | 6 | 90 | A10B130 | 03481 | 53 | 22 |
| AN960-10L | 88044 | 33 | 8 | A10B130 | 25472 | 68 | 12 |
| AN960-2116 | 88044 | 34 | 21 | A10B130 | 25472 | 69 | 3 |
| AN960-4L | 88044 | 25 | 3 | A10B130 | 25472 | 71 | 39 |
| AN960-416 | 88044 | 72 | 2 | A10B130 | 03481 | 74 | 26 |
| AN960-416 | 81532 | 44 | 2 | A10B130 | 00707 | 75 | 18 |
| AN960-416 | 81532 | 45 | 2 | A10B130 | 03481 | 79 | 15 |
| AN960-416 | 88044 | 50 | 15 | A10B130 | 03481 | 58 | 25 |
| AN960-416 | 88044 | 53 | 20 | A10B130 | 03481 | 62 | 22 |
| AN960-416 | 88044 | 58 | 21 | A3S3B1 | 84256 | 63 | 9 |
| AN960-416L | 88044 | 57 | 6 | A37B200 | 03481 | 73 | 13 |
| AN960-416L | 88044 | 60 | 6 | A37B200 | 03481 | 77 | 13 |
| AN960--516 | 88044 | 80 | 4 | A6 | 09094 | 1 | 10 |

**SECTION VII. INDEX - FEDERAL STOCK NUMBER AND REFERENCE NUMBER
CROSS - REFERENCE TO FIGURE NUMBER AND ITEM NUMBER**

| Reference No. | Mfg Code | Fig No. | Item No. | Reference No. | Mfg Code | Fig No. | Item No. |
|----------------|----------|---------|----------|------------------|----------|---------|----------|
| A6B106 | 03481 | 70 | 24 | BN528-428-6-24 | 73197 | 79 | 19 |
| A6B106 | 03481 | 64 | 7 | BW871-4 | 28419 | 50 | 2 |
| A6B160 | 25472 | 80 | 36 | BW871-4 | 28415 | 53 | 4 |
| A6B75 | 25472 | 67 | 29 | BW871-4 | 28415 | 58 | 9 |
| 46B75 | 25472 | 69 | 10 | B6080 | 17022 | 7 | |
| A6B75 | 03481 | 63 | 21 | B6080-11-500 | 28421 | 7 | 2 |
| A8-106 | 03481 | 37 | 5 | 86088 | 17023 | 7 | 3 |
| A960-416 | 88044 | 66 | 3 | C0-03MGF3-16-036 | 81349 | 5 | 13 |
| BCJ | 08807 | 5 | 1 | C11 | 82389 | 15 | 7 |
| 8LDS6-30L12 | 84256 | 48 | 6 | DAM3W3S | 71468 | 23 | 7 |
| 8LDS8-35L10 | 84256 | 80 | 19 | DM53744-6 | 71468 | 23 | 6 |
| BLS6R16S | 84256 | 46 | 6 | DT2304G | 09922 | 21 | 5 |
| BLS6R23S | 84256 | 46 | 7 | EP12SCW | 08805 | 7 | 4 |
| BM11-01030-1 | 17023 | 7 | 1 | E1 | 31404 | 1 | 31 |
| BN360-1032-1 | 73197 | 70 | 19 | E42GP15 | 15210 | | |
| BN360-1032-2 | 73197 | 53 | 2 | H250-69PS | 98003 | 68 | 29 |
| BN360-1032-2 | 73197 | 75 | 13 | H250-69S | 98003 | 67 | 40 |
| BN360-1032-2 | 73197 | 58 | 27 | H79GP5-866KP17 | 15210 | | |
| BN360-1032-3 | 73197 | 72 | 21 | H79GP6-V66KP17 | 15210 | | |
| BN360-428-1 | 73197 | 53 | 24 | JT00P12-3S | 77820 | 6 | 36 |
| BN360-428-1 | 73197 | 58 | 5 | KB12-1024-6 | 80539 | 57 | 2 |
| BN360-428-2 | 73197 | 64 | 12 | KB12-1024-6 | 80539 | 57 | 16 |
| BN360-632-2 | 73197 | 78 | 23 | KB12-1024-6 | 80539 | 60 | 2 |
| BN528-428-1-24 | 73197 | 44 | 4 | KB12-1024-6 | 80539 | 60 | 16 |
| BN528-428-1-24 | 73197 | 45 | 4 | L12T4V | 84256 | 46 | 8 |
| BN528-428-1-24 | 73197 | 50 | 19 | MILR24243-A404H | 81349 | 67 | 3 |
| BN528-428-1-24 | 73197 | 53 | 18 | MILR24243-A404H | 81349 | 55 | 1 |
| BN528-428-1-24 | 73197 | 66 | 7 | MILR24243-A404H | 81349 | 66 | 13 |
| BN528-428-1-24 | 73197 | 67 | 4 | MILR24243-A404H | 81349 | 68 | 17 |
| BN528-428-1-24 | 73197 | 68 | 3 | MILR24243-A404H | 81349 | 69 | 33 |
| BN528-428-1-24 | 73197 | 69 | 4 | MILR24243-A404H | 81349 | 78 | 27 |
| BN528-428-1-24 | 73197 | 70 | 27 | MILR24243-A404H | 81349 | 81 | 21 |
| BN528-428-1-24 | 73197 | 73 | 28 | MILR24243-A404H | 81349 | 62 | 4 |
| BN528-428-1-24 | 97393 | 78 | 19 | MILR24243-A404H | 81349 | 64 | 10 |
| BN528-428-1-24 | 73197 | 80 | 7 | MILR24243-A404H | 81349 | 37 | 9 |
| BN528-428-1-24 | 73197 | 58 | 24 | MILR24243-A404H | 81349 | 65 | 10 |
| BN528-428-1-24 | 73197 | 62 | 6 | MILR24243-A404H | 81349 | 65 | 18 |
| BN528-428-2-24 | 73197 | 64 | 18 | MILR24243-A404H | 81349 | 67 | 12 |
| BN528-428-1-24 | 73197 | 69 | 15 | MILR24243-A404H | 81349 | 69 | 6 |
| BN528-428-3 | 73197 | 69 | 24 | MILR24243-A404H | 81349 | 79 | 3 |
| BN528-428-3-24 | 73197 | 64 | 31 | MILR24243-6A403H | 81349 | 80 | 25 |
| BN528-428-3-24 | 73197 | 80 | 18 | MILR24243-6A404H | 81349 | 43 | 1 |

**SECTION VII. INDEX - FEDERAL STOCK NUMBER AND REFERENCE NUMBER
CROSS - REFERENCE TO FIGURE NUMBER AND ITEM NUMBER**

| Reference No. | Mfg Code | Fig No. | Item No. | Reference No. | Mfg Code | Fig No. | Item No. |
|------------------|----------|---------|----------|--------------------|----------|---------|----------|
| MILR24243-6A404H | 81349 | 64 | 44 | MILR24243/6A403H | 81349 | 62 | 13 |
| MILR24243-6A404H | 81349 | 70 | 9 | MILT16784TYPE26TB2 | 81349 | 7 | 5 |
| MILR24243-6A404H | 81349 | 75 | 6 | MS15795-8 | 96906 | 73 | 18 |
| MILR24243-6A404H | 81349 | 80 | 24 | MS16998-48 | 96906 | 76 | 4 |
| MILR24243-6A405H | 81349 | 69 | 20 | MS16998-48 | 96906 | 76 | 14 |
| MILR24243-6A405H | 81349 | 58 | 8 | MS16998-48 | 96906 | 57 | 4 |
| MILR24243-6A505H | 81349 | 50 | 1 | MS16998-48 | 96906 | 57 | 18 |
| MILR24243-6A505H | 81349 | 53 | 3 | MS16998-48 | 96906 | 60 | 4 |
| MILR24243-6A602F | 81349 | 58 | 1 | MS16998-48 | 96906 | 60 | 18 |
| MILR24243-6A602H | 81349 | 66 | 8 | MS17821-1-9 | 96906 | 23 | 4 |
| MILR24243-6A604H | 81349 | 64 | 34 | MS17821-2-9 | 96906 | 25 | 8 |
| MILP24243-6A604H | 81349 | 67 | 2 | MS17821-2-9 | 96906 | 27 | 5 |
| MILR24243-6A604H | 81349 | 68 | 2 | MS17821-2-9 | 96906 | 28 | 5 |
| MILR24243-6A604H | 81349 | 70 | 1 | MS17821-2-9 | 96906 | 6 | 49 |
| MILR24243-6A604H | 81349 | 71 | 38 | MS17821-2-9 | 96906 | 17 | 9 |
| MILR24243-6A604H | 81349 | 72 | 16 | MS17821-2-9 | 96906 | 18 | 5 |
| MILR24243-6A604H | 81349 | 75 | 3 | MS17821-2-9 | 96906 | 19 | 5 |
| MILR24243-6A604H | 81349 | 78 | 4 | MS17821-2-9 | 96906 | 24 | 4 |
| MILR24243-6A604H | 81349 | 62 | 7 | MS17821-2-9 | 96906 | 29 | 4 |
| MILR24243-6A606H | 81349 | 70 | 3 | MS17821-2-9 | 96906 | 30 | 4 |
| MILR24243-7A402H | 81349 | 69 | 25 | MS17821-2-9 | 96906 | 6 | 7 |
| MILR24243-7A402H | 81349 | 74 | 18 | MS17821-2-9 | 96906 | 6 | 33 |
| MILR24243-7A402H | 81349 | 79 | 23 | MS17821-2-9 | 96906 | 6 | 61 |
| MILR24243-7A402H | 81349 | 81 | 22 | MS17821-2-9 | 96906 | 6 | 70 |
| MILR24243-7A402H | 81349 | 64 | 4 | MS17821-2-9 | 96906 | 6 | 98 |
| MILR24243-7A403H | 81349 | 67 | 8 | MS17822-1-9 | 96906 | 18 | 4 |
| MILR24243-7A403H | 81349 | 68 | 8 | MS17822-1-9 | 96906 | 19 | 4 |
| MILP24243-7A403H | 81349 | 72 | 10 | MS17822-1-9 | 96906 | 21 | 3 |
| MILR24243-7A403H | 81349 | 79 | 13 | MS17822-1-9 | 96906 | 24 | 5 |
| MILR24243-7A403H | 81349 | 62 | 24 | MS17822-1-9 | 96906 | 25 | 7 |
| MILR24243-7A404H | 81349 | 67 | 20 | MS17822-1-9 | 96906 | 27 | 4 |
| MILR24243-7A404H | 81349 | 62 | 18 | MS17822-1-9 | 96906 | 28 | 4 |
| MILR24243-7A404H | 81349 | 75 | 7 | MS17822-1-9 | 96906 | 29 | 3 |
| MILR24243-7A505F | 81349 | 69 | 2 | MS17822-1-9 | 96906 | 31 | 3 |
| MILP24243-7A602F | 81349 | 64 | 36 | MS17822-1-9 | 96906 | 6 | 8 |
| MILR24243-7A602F | 81349 | 53 | 5 | MS17822-1-9 | 96906 | 6 | 21 |
| MILR24243-7A603H | 81349 | 80 | 32 | MS17822-1-9 | 96906 | 6 | 32 |
| MILR24243-7A604F | 81349 | 78 | 3 | MS17822-1-9 | 96906 | 6 | 48 |
| MILR24243-7A604F | 81349 | 70 | 6 | MS17822-1-9 | 96906 | 6 | 60 |
| MILR24243-7A604H | 81349 | 64 | 32 | MS17822-1-9 | 96906 | 6 | 69 |
| MILR24243-7A604H | 81349 | 73 | 2 | MS17822-1-9 | 96906 | 6 | 97 |
| MILR24243-7A604H | 81349 | 63 | 8 | MS17822-2-9 | 96906 | 30 | 3 |

**SECTION VII. INDEX - FEDERAL STOCK NUMBER AND REFERENCE NUMBER
CROSS - REFERENCE TO FIGURE NUMBER AND ITEM NUMBER**

| Reference No. | Mfg Code | Fig No. | Item No. | Reference No. | Mfg Code | Fig No. | Item No. |
|----------------|----------|---------|----------|---------------|----------|---------|----------|
| MS20001-12 | 96906 | 67 | 11 | MS21044C04 | 96906 | 6 | 1 |
| MS20001-12 | 96906 | 68 | 13 | MS21044C06 | 96906 | 6 | 14 |
| MS20001-8-6650 | 96906 | 75 | 4 | MS21044C08 | 96906 | 33 | 2 |
| MS20253P5-6600 | 96906 | 51 | 2 | MS21044C3 | 96906 | 33 | 18 |
| MS20253P5-6600 | 96906 | 56 | 2 | MS21044N04 | 96906 | 15 | 1 |
| MS20253P5-6600 | 96906 | 59 | 2 | MS21044N0A | 96906 | 25 | 2 |
| MS20253P5-8440 | 96906 | 62 | 8 | MS21044N3 | 96906 | 33 | 7 |
| MS20253P5-8618 | 96906 | 68 | 5 | MS21044N3 | 96906 | 11 | 3 |
| MS20257C4-4800 | 96906 | 71 | 21 | MS21044N4 | 96906 | 78 | 20 |
| MS20257P4-1900 | 96906 | 71 | 5 | MS21060-4W | 96906 | 80 | 33 |
| MS20341-10S | 96906 | 6 | 77 | MS21207-8-6 | 96906 | 81 | 23 |
| MSS20341-616S | 96906 | 6 | 86 | MS21209C0815 | 96906 | | |
| MS20392-1025 | 96906 | 2 | 3 | MS21251-8L | 96906 | 73 | 6 |
| MS20392-1025 | 96906 | 54 | 3 | MS21251-8L | 96906 | 77 | 6 |
| MS20426AD3-4 | 96906 | 6 | 114 | MS21260-7LH | 96906 | 73 | 7 |
| MS20426AD3-5 | 96906 | 80 | 30 | MS21260-7LH | 96906 | 77 | 7 |
| MS20426AD3-5 | 96906 | 71 | 4 | MS21919G12 | 96906 | 33 | 10 |
| MS20426AD3-5 | 96906 | 71 | 19 | MS21919G8 | 96906 | 33 | 11 |
| M520426AD3-5 | 96906 | 71 | 32 | MS21919H12 | 96906 | 17 | 3 |
| MS20426AD4-4 | 96906 | 65 | 3 | MS21919H14 | 96906 | 17 | 2 |
| MS20426AD4-4 | 96906 | 65 | 15 | MS21984-50 | 96906 | 6 | 132 |
| MS20426AD4-5 | 96906 | 71 | 9 | MS24392C16 | 96906 | 34 | 23 |
| MS20426AD4-5 | 96906 | 71 | 13 | MS24392C8 | 96906 | 34 | 35 |
| MS20426AD4-6 | 96906 | 2 | 5 | MS24510-10 | 96906 | 6 | 125 |
| MS20426AD4-6 | 96906 | 2 | 18 | MS24510-15 | 96906 | 6 | 128 |
| M520426AD4-6 | 96906 | 54 | 5 | MS24510-20 | 96906 | 6 | 131 |
| MS20426AD4-6 | 96906 | 54 | 18 | MS24510-5 | 96906 | 6 | 127 |
| MS20426AD4-8 | 96906 | 2 | 8 | Ms24583-42 | 96906 | 37 | 1 |
| MS20426AD4-8 | 96906 | 54 | 8 | MS24621-43 | 96906 | 1 | 5 |
| MS20470AD3-5 | 96906 | 71 | 20 | MS246-65-132 | 96906 | 2 | 1 |
| MS20470AD3-7 | 96906 | 71 | 25 | MS24665-132 | 96906 | 54 | 1 |
| MS20470AD4-5 | 96906 | 71 | 30 | MS24693-294 | 96906 | 62 | 5 |
| Ms20470AD4-6 | 96906 | 38 | 4 | MS24693-296 | 96906 | 78 | 21 |
| MS20470AD4-8 | 96906 | 80 | 6 | MS24693-296 | 96906 | 69 | 1 |
| M520470A05-4 | 96906 | 67 | 39 | MS24693-296 | 96906 | 70 | 29 |
| MS20470AD5-4 | 96906 | 68 | 30 | MS24693-296 | 96906 | 74 | 12 |
| MS20470AD5-4 | 96906 | 63 | 16 | MS24693-296 | 96906 | 64 | 8 |
| MS20470A6-20 | 96906 | 1 | 9 | MS24693-30 | 96906 | 67 | 26 |
| MS20470A6-9 | 96906 | 36 | 2 | MS24693-30 | 96906 | 69 | 9 |
| MS205083-2BB10 | 96906 | 40 | 7 | MS24693-30 | 96906 | 63 | 13 |
| M5205083-2BB8 | 96906 | 41 | 1 | MS24693-300 | 96906 | 48 | 1 |
| MS20600A04-2 | 96906 | 7 | 1 | MS24693-306 | 96906 | 69 | 16 |

**SECTION VII. INDEX - FEDERAL STOCK NUMBER AND REFERENCE NUMBER
CROSS - REFERENCE TO FIGURE NUMBER AND ITEM NUMBER**

| Reference No. | Mfg Code | Fig No. | Item No. | Reference No. | Mfg Code | Fig No. | Item No. |
|---------------|----------|---------|----------|-----------------|----------|---------|----------|
| MS24693-99 | 96906 | 57 | 7 | MS27255-1 | 96906 | 6 | 72 |
| MS24693-99 | 96906 | 60 | 7 | MS28741-12-0720 | 96906 | | |
| MS2469388 | 96906 | 70 | 14 | MS28778-12 | 96906 | 34 | 3 |
| MS24694-105 | 96906 | 69 | 12 | MS28778-16 | 96906 | 34 | 22 |
| MS24694-58 | 96906 | 77 | 14 | MS28778-8 | 96906 | 34 | 10 |
| MS24694-58 | 96906 | 73 | 14 | MS3100R22-20S | 96906 | 27 | 8 |
| MS25043-20C | 96906 | 16 | 2 | MS3102R20-15S | 96906 | 25 | 12 |
| MS25043-22C | 96906 | 6 | 4 | MS3102R22-22S | 96906 | 6 | 11 |
| MS25043-24C | 96906 | 6 | 17 | MS3102R24-22S | 96906 | 6 | 24 |
| MS25082-4 | 96906 | 2 | 10 | MS3106R22-20P | 96906 | 30 | 5 |
| MS25082-4 | 96906 | 54 | 10 | MS3110D12-3P | 96906 | 31 | 4 |
| MS25083-2BBB | 96906 | 65 | 8 | MS3110P12-3S | 96906 | 6 | 99 |
| MS25171-1S | 96906 | 12 | 1 | MS3181-12C | 96906 | 16 | 3 |
| MS25226-4-5 | 96906 | 6 | 80 | MS3181-12C | 96906 | 6 | 94 |
| MS27039C0807 | 96906 | 37 | 6 | MS35058-22 | 96906 | 6 | 101 |
| MS27125-12 | 96906 | 23 | 8 | MS35207-261 | 96906 | 1 | 32 |
| MS27125-12 | 96906 | 24 | 6 | MS35223-6 | 96906 | 73 | 16 |
| MS27125-12 | 96906 | 25 | 9 | MS35224-69 | 96906 | 67 | 10 |
| MS27125-12 | 96906 | 27 | 10 | MS35224-69 | 96906 | 68 | 11 |
| MS27125-12 | 96906 | 28 | 8 | MS35224-79 | 96906 | 53 | 23 |
| MS27125-12 | 96906 | 29 | 7 | MS35224-79 | 96906 | 58 | 4 |
| MS27125-12 | 96906 | 10 | 5 | MS35224-79 | 96906 | 62 | 1 |
| MS27125-12 | 96906 | 6 | 26 | MS35224-81 | 96906 | 79 | 1 |
| MS27125-12 | 96906 | 6 | 37 | MS35224-81 | 96906 | 66 | 4 |
| MS27125-12 | 96906 | 6 | 52 | MS35224-81 | 96906 | 67 | 1 |
| MS27125-12 | 96906 | 6 | 104 | MS35224-81 | 96906 | 68 | 1 |
| MS27125-12 | 96906 | 6 | 109 | MS35224-81 | 96906 | 50 | 17 |
| MS27183-10 | 96906 | 78 | 11 | MS35224-81 | 96906 | 53 | 17 |
| MS27183-10 | 96906 | 78 | 14 | MS35224-81 | 96906 | 58 | 23 |
| MS27183-10 | 96906 | 80 | 14 | MS35225-30 | 96906 | 66 | 10 |
| MS27183-10 | 96906 | 72 | 4 | MS35225-30 | 96906 | 70 | 33 |
| MS27183-10 | 96906 | 74 | 4 | MS35225-30 | 96906 | 50 | 6 |
| MS27183-10 | 96906 | 62 | 2 | MS35225-30 | 96906 | 53 | 14 |
| MS27183-12 | 96906 | 80 | 9 | MS35225-30 | 96906 | 58 | 12 |
| MS27183-14 | 96906 | 49 | 8 | MS35225-30 | 96906 | 75 | 15 |
| MS27183-6 | 96906 | 73 | 17 | MS35225-30 | 96906 | 64 | 21 |
| MS27183-9 | 96906 | 66 | 6 | MS35266-67 | 96906 | 12 | 2 |
| MS27212-2-11 | 96906 | 6 | 82 | MS35304-64 | 26533 | 47 | 6 |
| MS27212-2-5 | 96906 | 6 | 76 | MS35333-40 | 96906 | 78 | 10 |
| MS27212-2-6 | 96906 | 6 | 88 | MS35333-40 | 96906 | 78 | 15 |
| MS27212-5-8 | 96906 | 6 | 85 | MS35333-40 | 96906 | 80 | 15 |
| MS27255-1 | 96906 | 6 | 34 | MS35333-40 | 96906 | 64 | 28 |

**SECTION VII. INDEX - FEDERAL STOCK NUMBER AND REFERENCE NUMBER
CROSS - REFERENCE TO FIGURE NUMBER AND ITEM NUMBER**

| Reference No. | Mfg Code | Fig No. | Item No. | Reference No. | Mfg Code | Fig No. | Item No. |
|------------------|----------|---------|----------|------------------|----------|---------|----------|
| MS35333-40 | 96906 | 66 | 5 | NAS1330A3B116 | 80205 | 73 | 21 |
| MS35333-40 | 96906 | 69 | 22 | NAS620-5L | 80205 | 15 | 2 |
| MS35333-40 | 96906 | 72 | 5 | NAS620C6L | 80205 | 6 | 64 |
| MS35333-40 | 96906 | 74 | 5 | N02 | 82240 | 40 | 2 |
| MS35333-40 | 96906 | 62 | 3 | N35505 | 14007 | 77 | 2 |
| MS35333-41 | 96906 | 80 | 10 | PRG402-8 | 07707 | 81 | 24 |
| MS35333-41 | 96906 | 49 | 7 | PRN314 | 07707 | 81 | 25 |
| M535333-42 | 96906 | 79 | 17 | PT06P14-55 | 77820 | 30 | 6 |
| M535335-33 | 96906 | 45 | 3 | PT512 | 65586 | 13 | 1 |
| M535335-33 | 96906 | 44 | 3 | PT615 | 65586 | 14 | 1 |
| MS35339-43 | 96906 | 1 | 33 | QS200M32S | 08484 | 33 | 1 |
| MS35690-402 | 96906 | 57 | 5 | RH446 | 14557 | 78 | 24 |
| MS35690-402 | 96906 | 60 | 5 | R2 | 09094 | 1 | 8 |
| MS51960-86 | 96906 | 2 | 11 | SL200-4AA11 | 97393 | 6 | 119 |
| MS51960-86 | 96906 | 54 | 11 | SL601-3-12C | 97393 | 70 | 25 |
| MS51964-48 | 96906 | 48 | 4 | SL601-3-12C | 97393 | 73 | 23 |
| MS90725-60 | 96906 | 79 | 16 | SL601-3-12C | 97393 | 77 | 16 |
| MS90725-60 | 96906 | 49 | 6 | SL601-5-12C | 97393 | 80 | 12 |
| MS90726-10 | 96906 | 45 | 1 | SL601-6-12C | 97393 | 79 | 7 |
| MS90726-10 | 96906 | 44 | 1 | SL601-6-12C | 73197 | 63 | 20 |
| MS90726-3 | 96906 | 78 | 13 | SP2158-3 | 96603 | 74 | 6 |
| MS90726-3 | 96906 | 74 | 3 | SP2158-3 | 96603 | 78 | 16 |
| MS90726-34 | 96906 | 80 | 3 | SP2804-2 | 96603 | 69 | 23 |
| M590726-34 | 96906 | 80 | 8 | SP2804-2 | 96603 | 72 | 6 |
| MS90726-6 | 96906 | 78 | 22 | SP2804-2 | 96603 | 79 | 5 |
| MS90726-8 | 96906 | 78 | 9 | S59046-169-100 | 99193 | 21 | 4 |
| MS90726-8 | 96906 | 80 | 13 | S819 | 65586 | 12 | 4 |
| MS90726-8 | 96906 | 72 | 1 | S9046-10-9-012 | 99193 | 6 | 23 |
| MS9101-01 | 96906 | 33 | 20 | S9046-10-9-100 | 99193 | 25 | 11 |
| MS9101-06 | 96906 | 17 | 6 | S9046-10-9-100 | 99193 | 6 | 9 |
| MS9101-08 | 96906 | 17 | 4 | S9046-10-9-100 | 99193 | 6 | 35 |
| MVT89029AIS1863V | 98625 | 38 | 2 | S9046-16-9-100 | 99193 | 22 | 6 |
| M1-060-040-1-7-1 | 82647 | 28 | 7 | S9046-16-9-100 | 99193 | 6 | 71 |
| M1-060-040-1-7-1 | 82647 | 29 | 6 | S9046-16-9-250 | 99193 | 17 | 8 |
| NA51021N4 | 80205 | 46 | 3 | S9046-3-9-1200 | 99193 | 22 | 5 |
| NAS1031A08 | 80205 | 6 | 117 | S9046-6-9-012 | 99193 | 6 | 22 |
| NAS1031A3 | 80205 | 6 | 115 | S9046-6-9-100 | 99193 | 6 | 10 |
| NAS1031A3 | 80205 | 71 | 33 | S9052-12-9-100 | 99193 | 23 | 5 |
| NAS1033A3 | 80205 | 6 | 116 | S908882000 | 99193 | 15 | 5 |
| NAS1329A06-120 | 80205 | 16 | 7 | TA1718D5T | 84971 | 11 | 6 |
| NAS1329A6B160 | 80205 | 74 | 24 | TTE527COLOR31136 | 81348 | | |
| NAS1329S3-130 | 80205 | 33 | 16 | TTE527COLOR34087 | 81348 | | |

**SECTION VII. INDEX - FEDERAL STOCK NUMBER AND REFERENCE NUMBER
CROSS - REFERENCE TO FIGURE NUMBER AND ITEM NUMBER**

| Reference No. | Mfg Code | Fig No. | Item No. | Reference No. | Mfg Code | Fig No. | Item No. |
|------------------|----------|---------|----------|----------------|----------|---------|----------|
| TTE527COLOR37038 | 81348 | | | Z64-1048 | 26533 | 68 | 31 |
| TTE527COLOR3787 | 81348 | | | 1-4-11C | 09094 | 1 | 7 |
| YAEV4CL2 | 09922 | 19 | 2 | 1-661124 | 94354 | 37 | 14 |
| YAEV6CL1 | 09922 | 6 | 42 | 1-661129 | 94534 | 35 | 2 |
| YAEV6CL2 | 09922 | 6 | 40 | 1-661130 | 94534 | 35 | 1 |
| YAEV6CL2 | 09922 | 18 | 2 | 10-101960-18-3 | 77820 | 15 | 4 |
| YAEV8CL | 09922 | 6 | 6 | 10-241800-127 | 77820 | 6 | 28 |
| YAEV8CL | 09922 | 6 | 20 | 101D1 | 31404 | 1 | 30 |
| YAEV8CL | 09922 | 6 | 47 | 101D2 | 31404 | 1 | 29 |
| YAEV8CL | 09922 | 6 | 111 | 1056LH | 77969 | 70 | 12 |
| YAEV8CL3 | 09922 | 18 | 3 | 1056RH | 77969 | 70 | 11 |
| YAEV8CL3 | 09922 | 19 | 3 | 10728-1 | 09284 | 33 | 15 |
| YAEV8CL3 | 09922 | 6 | 44 | 12705K8C85 | 80539 | 73 | 10 |
| YAEV8CL3 | 09922 | 6 | 112 | 12705K8C8B5 | 80539 | 77 | 10 |
| ZR28-6CF | 26533 | 45 | 10 | 1705A-1 | 17325 | 81 | 26 |
| ZSD01-130-1 | 26533 | 79 | 24 | 181S | 73586 | 5 | 10 |
| ZS007-132 | 26533 | 64 | 33 | 2 | 82240 | 69 | 17 |
| ZSD09-110-42 | 26533 | 50 | 21 | 2061-4590 | 95900 | 70 | 26 |
| ZSD09-110-42 | 26533 | 53 | 28 | 2061-4590 | 95900 | 64 | 19 |
| ZSD09-110-42 | 26533 | 58 | 28 | H250-69S | 98003 | 63 | 17 |
| ZSD09-110-43 | 26533 | 66 | 18 | 295100-2-200 | 76530 | 6 | 121 |
| ZSD09-110-44 | 26533 | 75 | 24 | 295100-3-260 | 76530 | 71 | 17 |
| ZSD12-114-1 | 26533 | 48 | 5 | 295100-4-430 | 76530 | 71 | 23 |
| ZSD14-117-1 | 26533 | 51 | 3 | 295168 | 76530 | 71 | 31 |
| ZSD14-117-1 | 26533 | 56 | 3 | 3X4 | 26533 | 81 | 29 |
| ZSD14-117-1 | 26533 | 59 | 3 | 31880 | 00779 | 21 | 2 |
| ZSP2-210-1 | 26533 | 65 | 16 | 31880 | 00779 | 22 | 2 |
| ZSP2-210-2 | 26533 | 63 | 11 | 31882 | 00779 | 22 | 3 |
| ZSP2-210-3 | 26533 | 65 | 11 | 31882 | 00779 | 31 | 2 |
| ZSP2-216 | 26533 | 40 | 1 | 31882 | 00779 | 6 | 41 |
| ZSP2-216 | 26533 | 73 | 19 | 31882 | 00779 | 6 | 96 |
| ZSP2-216 | 26533 | 77 | 17 | 31888 | 00779 | 6 | 46 |
| ZSP2-216 | 26533 | 79 | 18 | 31888 | 00779 | 6 | 58 |
| ZSP2-216 | 26533 | 63 | 12 | 31896 | 00779 | 6 | 56 |
| ZSP3-003-2 | 26533 | 70 | 4 | 31898 | 00779 | 23 | 3 |
| ZX8 | 75282 | 5 | 11 | 31898 | 00779 | 6 | 30 |
| Z100A | 26533 | 81 | 27 | 31898 | 00779 | 6 | 43 |
| Z100B | 26533 | 81 | 28 | 31898 | 00779 | 6 | 103 |
| Z24-30 | 26533 | 74 | 8 | 31898 | 00779 | 6 | 107 |
| Z48-72 | 26533 | 78 | 18 | 31899 | 00779 | 24 | 2 |
| Z48-72 | 26533 | 73 | 27 | 31899 | 00779 | 27 | 2 |
| Z64-104B | 26533 | 67 | 34 | 31899 | 00779 | 6 | 45 |

**SECTION VII. INDEX - FEDERAL STOCK NUMBER AND REFERENCE NUMBER
CROSS - REFERENCE TO FIGURE NUMBER AND ITEM NUMBER**

| Reference No. | Mfg Code | Fig No. | Item No. | Reference No. | Mfg Code | Fig No. | Item No. |
|---------------|----------|---------|----------|---------------|----------|---------|----------|
| 31899 | 00779 | 6 | 67 | 4593 | 24446 | 6 | 93 |
| 31899 | 00779 | 6 | 108 | 4879 | 19920 | 69 | 34 |
| 31899 | 00779 | 10 | 4 | 510 | 82389 | 15 | 6 |
| 31900 | 00779 | 23 | 2 | 512 | 82389 | 15 | 9 |
| 31900 | 00779 | 24 | 3 | 575709 | 19220 | 72 | 3 |
| 31900 | 00779 | 25 | 6 | 58-24-116-24 | 87308 | 58 | 20 |
| 31900 | 00779 | 27 | 3 | 58-41-4-24 | 87308 | 50 | 16 |
| 31900 | 00779 | 28 | 2 | 58-41-4-24 | 87308 | 53 | 21 |
| 31900 | 00779 | 29 | 2 | 58-41-4-24 | 87308 | 58 | 22 |
| 31900 | 00779 | 6 | 31 | 588-16SS15 | 86768 | 33 | 5 |
| 31900 | 00779 | 6 | 68 | 6001S | 28420 | 43 | 2 |
| 32445 | 00779 | 30 | 2 | 6507-020 | 91561 | 34 | 12 |
| 32543 | 00779 | 6 | 59 | 6507-022 | 91561 | 34 | 20 |
| 32547 | 00779 | 6 | 57 | 694327-2 | 26533 | 6 | |
| 32589 | 00779 | 6 | 19 | 694327-50 | 26533 | 6 | 91 |
| 32970 | 00779 | 28 | 3 | 694327-52 | 26533 | 6 | 92 |
| 36149 | 00779 | 5 | 12 | 694390-1 | 99193 | 5 | 6 |
| 380300-1 | 70167 | 1 | | 694391-1 | 99193 | 5 | 7 |
| 380301-1 | 70167 | | | 694392-1 | 99193 | 5 | 15 |
| 380301-10 | 70167 | 1 | 26 | 694392-5 | 99193 | | |
| 380301-12 | 99193 | 1 | 28 | 694400-1 | 99193 | 5 | |
| 380301-17 | 70167 | 1 | 16 | 694404-1 | 99193 | 5 | 9 |
| 360301-18 | 70167 | 1 | 4 | 694405-1 | 99193 | 5 | 4 |
| 380301-19 | 70167 | 1 | 12 | 694491-1 | 70167 | 1 | 15 |
| 380301-2 | 70167 | 1 | 24 | 694497-1 | 70167 | | |
| 380301-20 | 70167 | 1 | 11 | 695627-1 | 26533 | | |
| 380301-26 | 70167 | 1 | 19 | 695628-1 | 99193 | 19 | 1 |
| 380301-28 | 70167 | 1 | 21 | 695628-2 | 99193 | 19 | 1 |
| 380301-29 | 70167 | 1 | 2 | 695629-1 | 99193 | 18 | 1 |
| 380301-30 | 70167 | 1 | 6 | 695629-2 | 99193 | 18 | 1 |
| 380301-31 | 70167 | 1 | 14 | 695630-1 | 26533 | 20 | 1 |
| 380301-34 | 70167 | 1 | 17 | 695630-101 | 26533 | 10 | 3 |
| 380301-36 | 70167 | 1 | 1 | 695630-103 | 26533 | 6 | 106 |
| 380301-38 | 70167 | 1 | 20 | 695630-105 | 26533 | 6 | 105 |
| 380301-40 | 70167 | 1 | 22 | 695630-107 | 26533 | 6 | 102 |
| 380301-5 | 70167 | 1 | 25 | 695630-109 | 26533 | 6 | 110 |
| 380301-9 | 70167 | 1 | 18 | 695630-11 | 26533 | 20 | 5 |
| 398-11 | 94640 | 6 | 81 | 695630-111 | 26533 | 6 | 110 |
| 398-5 | 94640 | 6 | 74 | 695630-113 | 26533 | 6 | 110 |
| 398-6 | 94640 | 6 | 87 | 695630-115 | 26533 | 20 | 1 |
| 399-5 | 94640 | 6 | 83 | 695630-117 | 26533 | 6 | 106 |
| 40 | 71183 | 11 | 7 | 695630-119 | 26533 | 20 | 5 |

**SECTION VII. INDEX - FEDERAL STOCK NUMBER AND REFERENCE NUMBER
CROSS - REFERENCE TO FIGURE NUMBER AND ITEM NUMBER**

| Reference No. | Mfg Code | Fig No. | Item No. | Reference No. | Mfg Code | Fig No. | Item No. |
|---------------|----------|---------|----------|---------------|----------|---------|----------|
| 600630-121 | 26533 | 20 | 5 | 695630-87 | 26533 | 20 | 5 |
| 695630-123 | 25S33 | 20 | 5 | 695630-89 | 26533 | 20 | 5 |
| 695630-13 | 26533 | 20 | 1 | 695630-9 | 26533 | 20 | 1 |
| 695630-15 | 26533 | 20 | 5 | 695630-91 | 26533 | 20 | 5 |
| 656320-17 | 26533 | 20 | 1 | 695630-93 | 26533 | 20 | 5 |
| 69-630-19 | 265 3 | 20 | 5 | 695630-95 | 26533 | 20 | 5 |
| 695630-21 | 26533 | 20 | 5 | 695630-97 | 26533 | 20 | 5 |
| 695630-23 | 26b33 | 20 | 5 | 695630-99 | 26533 | 20 | 5 |
| 69b630-25 | 26533 | 20 | 1 | 695631-1 | 26533 | 22 | 1 |
| 695630-27 | 26533 | 20 | 5 | 695631-3 | 26533 | 22 | 1 |
| 695630-29 | 26533 | 20 | 5 | 695631-5 | 26533 | 21 | 1 |
| 695630-3 | 26533 | 20 | 5 | 695631-7 | 26533 | 21 | 1 |
| 695630-31 | 26533 | 20 | 5 | 695632-10 | 26533 | 32 | 10 |
| 695630-33 | 26533 | 20 | 5 | 695632-12 | 26533 | 32 | 12 |
| 695630-C-5 | 26533 | 20 | 5 | 695632-13 | 26533 | 32 | 13 |
| 695630-37 | 26533 | 20 | 5 | 695632-14 | 26533 | 32 | 14 |
| 695630-39 | 26533 | 20 | 5 | 695632-15 | 26533 | 32 | 15 |
| 695630-41 | 26533 | 20 | 1 | 695632-16 | 26533 | 32 | 16 |
| 695630-43 | 26533 | 20 | 5 | 695632-17 | 26533 | 32 | 17 |
| 695630-45 | 26533 | 20 | 5 | 695632-2 | 26533 | 32 | 2 |
| 69562C-47 | 26533 | 20 | 5 | 695632-3 | 26533 | 32 | 3 |
| 695630-49 | 26533 | 20 | 1 | 695632-4 | 26533 | 32 | 4 |
| 695630-5 | 26533 | 20 | 5 | 695632-5 | 26533 | 32 | 5 |
| 695630-51 | 26533 | 20 | 5 | 695632-6 | 26533 | 32 | 6 |
| 695630-53 | 26533 | 20 | 5 | 695632-7 | 26533 | 32 | 7 |
| 695630-55 | 26533 | 20 | 5 | 695632-8 | 26533 | 32 | 8 |
| 695630-57 | 26533 | 20 | 5 | 695632-9 | 26533 | 32 | 9 |
| 695630-59 | 26533 | 20 | 5 | 6956432-11 | 26533 | 32 | 11 |
| 695630-61 | 26533 | 20 | 5 | 69581-10-3F | 73030 | 76 | 2 |
| 695630-63 | 26533 | 20 | 5 | 69581-10-3F | 73030 | 76 | 12 |
| 695630-65 | 26533 | 20 | 1 | 695840-1 | 26533 | 23 | 1 |
| 695630-67 | 26533 | 20 | 5 | 695840-3 | 26533 | 23 | 1 |
| 695630-69 | 26533 | 20 | 5 | 695840-5 | 26533 | 23 | 1 |
| 695630-7 | 26533 | 20 | 5 | 695841-1 | 26533 | 24 | 1 |
| 695630-71 | 26533 | 20 | 5 | 695842-1 | 26533 | 6 | 29 |
| 695630-73 | 26533 | 20 | 5 | 695842-2 | 26533 | 25 | 1 |
| 695630-75 | 26533 | 20 | 5 | 695843-1 | 26533 | 6 | 13 |
| 695630-77 | 26533 | 20 | 5 | 695843-3 | 26533 | 6 | 5 |
| 695630-79 | 26533 | 20 | 5 | 695844-1 | 26533 | 6 | |
| 695630-81 | 26533 | 20 | 5 | 695854-1 | 26533 | 34 | 31 |
| 695630-83 | 26533 | 20 | 5 | 695855-1 | 26533 | 34 | 13 |
| 695630-85 | 26533 | 20 | 5 | 695856-1 | 26533 | 34 | 30 |

**SECTION VII. INDEX - FEDERAL STOCK NUMBER AND REFERENCE NUMBER
CROSS - REFERENCE TO FIGURE NUMBER AND ITEM NUMBER**

| Reference No. | Mfg Code | Fig No. | Item No. | Reference No. | Mfg Code | Fig No. | Item No. |
|---------------|----------|---------|----------|---------------|----------|---------|----------|
| 695936-1 | 99193 | 33 | 4 | 697282-23 | 99193 | 54 | 19 |
| 696219-1 | 26533 | 71 | 18 | 697282-25 | 99193 | 2 | 16 |
| 696219-15 | 26533 | 71 | 26 | 697282-25 | 99193 | 54 | 16 |
| 696219-17 | 26533 | 71 | 27 | 607282-27 | 99193 | 2 | 17 |
| 696220-1 | 26533 | 71 | 3 | 697282-27 | 99193 | 54 | 17 |
| 696220-21 | 26533 | 71 | 13 | 697282-29 | 99193 | 2 | 15 |
| 696220-25 | 26533 | 71 | 15 | 697283-1 | 99193 | 2 | 15 |
| 696220-29 | 26533 | 71 | 6 | 697283-1 | 99193 | 54 | 4 |
| 696220-3 | 26533 | 71 | 8 | 697283-13 | 99193 | 2 | 6 |
| 696220-35 | 26533 | 71 | 11 | 697283-13 | 26533 | 54 | 6 |
| 696220-41 | 26533 | 71 | 14 | 697283-15 | 99193 | 2 | 7 |
| 696220-5 | 26533 | 71 | 12 | 697283-15 | 26533 | 54 | 7 |
| 696234-1 | 26533 | 34 | 34 | 697253-17 | 90193 | 2 | 9 |
| 696235-1 | 26533 | 34 | 38 | 697283-17 | 99193 | 54 | 9 |
| 696236-1 | 26533 | 34 | 27 | 697284-1 | 99193 | 2 | 12 |
| 696246-2 | 26533 | 6 | | 697284-1 | 99193 | 54 | 12 |
| 697058-1 | 26533 | 71 | | 697285-1 | 99193 | 2 | 13 |
| 697064-1 | 26533 | 75 | 2 | 697285-1 | 99193 | 54 | 13 |
| 697124-1 | 99193 | 26 | 1 | 697286-1 | 26533 | 34 | 26 |
| 697125-1 | 99193 | 26 | 2 | 697287-1 | 26533 | 71 | 35 |
| 697191-1 | 26533 | 3 | 2 | 697288-1 | 26533 | 71 | 36 |
| 697193-3 | 99193 | 3 | 3 | 697289-1 | 26533 | 71 | 29 |
| 697198-1 | 26533 | 6 | 133 | 697289-13 | 26533 | 71 | 34 |
| 697207-1 | 99193 | 19 | 6 | 697290-1 | 26533 | 71 | 28 |
| 697207-2 | 99193 | 19 | 6 | 697291-1 | 26533 | 34 | 28 |
| 697207-3 | 99193 | 18 | 6 | 697292-1 | 26533 | 34 | 18 |
| 697207-4 | 99193 | 18 | 6 | 697293-1 | 26533 | 34 | 15 |
| 697208-1 | 26533 | 12 | 3 | 697294-1 | 26533 | 34 | 33 |
| 697272-1 | 99193 | 16 | 6 | 697380-1 | 26533 | 34 | 37 |
| 697280-1 | 99193 | 24 | 7 | 697382-1 | 26533 | 49 | 4 |
| 697280-1 | 99193 | 27 | 6 | 697382-17 | 26533 | 49 | 5 |
| 697280-2 | 99193 | 24 | 8 | 697382-3 | 26533 | 49 | 3 |
| 697280-2 | 99193 | 27 | 7 | 697388-1 | 26533 | 12 | 5 |
| 697280-5 | 99193 | 5 | 14 | 697388-2 | 26533 | 13 | 2 |
| 697280-5 | 99193 | 28 | 6 | 697389-1 | 26533 | 12 | 6 |
| 697280-6 | 99193 | 29 | 5 | 697389-2 | 26533 | 14 | 2 |
| 697281-1 | 99193 | 1 | 34 | 697389-3 | 26533 | 13 | 3 |
| 697281-1 | 99193 | 53 | 29 | 697440-1 | 26533 | 27 | 1 |
| 697282-1 | 99193 | 2 | 14 | 697440-3 | 26533 | 6 | 66 |
| 697282-1 | 99193 | 54 | 14 | 697441-1 | 26533 | 28 | 1 |
| 697282-23 | 99193 | 2 | 19 | 697442-1 | 26533 | 6 | 39 |

**SECTION VII. INDEX - FEDERAL STOCK NUMBER AND REFERENCE NUMBER
CROSS - REFERENCE TO FIGURE NUMBER AND ITEM NUMBER**

| Reference No. | Mfg Code | Fig No. | Item No. | Reference No. | Mfg Code | Fig No. | Item No. |
|---------------|----------|---------|----------|---------------|----------|---------|----------|
| 697443-1 | 26533 | 6 | 55 | 889140-3 | 26533 | 3 | 1 |
| 697446-1 | 26533 | 6 | 130 | 889155-1 | 26533 | 69 | 41 |
| 697447-1 | 99193 | | | 889171-1 | 26533 | 70 | |
| 697448-1 | 26533 | 34 | 1 | 889171-11 | 26533 | 70 | 10 |
| 697454-1 | 22656 | 30 | 1 | 889171-13 | 26533 | 70 | 28 |
| 697455-1 | 26533 | 29 | 1 | 889171-15 | 26533 | 70 | 31 |
| 697456-1 | 26533 | 9 | 3 | 889171-17 | 26533 | 70 | 5 |
| 697456-17 | 26533 | 8 | 2 | 889171-19 | 26533 | 70 | 2 |
| 697456-3 | 26533 | 8 | 4 | 889171-21 | 26533 | 70 | 32 |
| 697456-5 | 26533 | 9 | 2 | 889174-1 | 26533 | 70 | 13 |
| 697456-9 | 26533 | 11 | 2 | 889174-1 | 26533 | 64 | 14 |
| 697457-1 | 26533 | 34 | 7 | 889174-2 | 26533 | 64 | 11 |
| 697458-1 | 26533 | 34 | 36 | 889174-3 | 26533 | 64 | 11 |
| 697588-1 | 26533 | 34 | 9 | 889174-4 | 26533 | 64 | 14 |
| 697588-3 | 26533 | 34 | 2 | 889177-1 | 26533 | 64 | 37 |
| 697588-5 | 26533 | 34 | 19 | 889177-1 | 26533 | 70 | 30 |
| 697593-1 | 26533 | 34 | 39 | 889177-2 | 26533 | 69 | 5 |
| 697898-1 | 26533 | 25 | 5 | 889177-2 | 26533 | 80 | 2 |
| 697899-1 | 26533 | 39 | 2 | 889182-1 | 26533 | 69 | |
| 697899-2 | 26533 | 39 | 3 | 889182-13 | 26533 | 69 | 13 |
| 697899-3 | 26533 | 39 | 1 | 889182-15 | 26533 | 69 | 27 |
| 697900-1 | 26533 | 39 | | 889182-16 | 26533 | 69 | 29 |
| 697902-1 | 99193 | 38 | | 889182-17 | 26533 | 69 | 26 |
| 697902-2 | 99193 | 38 | 6 | 889182-19 | 26533 | 69 | 28 |
| 697905-1 | 26533 | 6 | 18 | 889182-21 | 26533 | 69 | 30 |
| 697930-1 | 26533 | 38 | 3 | 889182-3 | 26533 | 69 | |
| 697941-2 | 99193 | 4 | 1 | 889182-31 | 26533 | 69 | 31 |
| 698590-3 | 99193 | 38 | 5 | 889182-33 | 26533 | 69 | 32 |
| 698607-1 | 70167 | | | 889182-35 | 26533 | 69 | 19 |
| 698705-1 | 26533 | 31 | 1 | 889182-37 | 26533 | 69 | 14 |
| 698705-3 | 22656 | 6 | 95 | 889182-38 | 26533 | 69 | 18 |
| 698712-1 | 26533 | 77 | 1 | 889182-39 | 26533 | 69 | 8 |
| 698712-11 | 26533 | 77 | 3 | 889183-1 | 26533 | 78 | 32 |
| 698720-2 | 70167 | 1 | 27 | 889183-1 | 26533 | 73 | 1 |
| 698721-2 | 70167 | 1 | 23 | 889185-1 | 26533 | 72 | |
| 698748-1 | 26533 | 38 | 1 | 889185-11 | 26533 | 74 | 27 |
| 7276-1-10 | 82647 | 6 | 126 | 889185-13 | 26533 | 74 | 28 |
| 7276-1-3 | 82647 | 6 | 129 | 889185-15 | 26533 | 72 | 12 |
| 7599367 | 00000 | 22 | 7 | 889185-17 | 26533 | 72 | 13 |
| 7605564 | 00000 | 22 | 4 | 889185-19 | 26533 | 72 | 14 |
| 850 | 18702 | 36 | 3 | 889185-21 | 26533 | 72 | 15 |
| 88VOBD8X6 | 16870 | 37 | 2 | 889185-23 | 26533 | 74 | 29 |

**SECTION VII. INDEX - FEDERAL STOCK NUMBER AND REFERENCE NUMBER
CROSS - REFERENCE TO FIGURE NUMBER AND ITEM NUMBER**

| Reference No. | Mfg Code | Fig No. | Item No. | Reference No. | Mfg Code | Fig No. | Item No. |
|---------------|----------|---------|----------|---------------|----------|---------|----------|
| 889185-25 | 26533 | 74 | 30 | 889202-27 | 26533 | 64 | 49 |
| 889188-1 | 26533 | 75 | | 889202-29 | 26533 | 64 | 39 |
| 889188-11 | 26533 | 75 | 22 | 889202-3 | 26533 | 64 | |
| 889188-13 | 26533 | 75 | 23 | 889203-1 | 26533 | 80 | 16 |
| 889188-15 | 26533 | 75 | 9 | 889206-1 | 26533 | 71 | 37 |
| 889188-17 | 26533 | 75 | 8 | 889209-1 | 26533 | 62 | |
| 889188-19 | 26533 | 75 | 20 | 889209-11 | 26533 | 62 | 30 |
| 889188-21 | 26533 | 75 | 21 | 889209-13 | 26533 | 63 | 19 |
| 889188-23 | 26533 | 75 | 11 | 889209-15 | 26533 | 62 | 25 |
| 889188-25 | 26533 | 75 | 5 | 889209-16 | 26533 | 62 | 25 |
| 889188-27 | 26533 | 75 | 12 | 889209-17 | 26533 | 62 | 14 |
| 889188-29 | 26533 | 75 | 10 | 889209-19 | 26533 | 62 | 20 |
| 889189-1 | 26533 | 80 | 1 | 889209-21 | 26533 | 63 | 6 |
| 889189-23 | 26533 | 80 | 17 | 889209-24 | 26533 | 62 | 28 |
| 889189-47 | 26533 | 80 | 27 | 889209-25 | 26533 | 63 | 4 |
| 889189-49 | 26533 | 80 | 28 | 889209-26 | 26533 | 63 | 4 |
| 889192-1 | 26533 | 64 | 29 | 889209-27 | 26533 | 62 | 11 |
| 889193-1 | 26533 | 80 | 29 | 889209-28 | 26533 | 62 | 11 |
| 889193-11 | 26533 | 80 | 34 | 889209-29 | 26533 | 62 | 17 |
| 889193-3 | 26533 | 80 | 31 | 889209-3 | 26533 | 62 | |
| 889198-1 | 26533 | 80 | 11 | 889209-31 | 26533 | 62 | 21 |
| 889198-2 | 26533 | 80 | 11 | 889209-33 | 26533 | 62 | 27 |
| 889198-3 | 26533 | 80 | 11 | 889209-35 | 26533 | 62 | 29 |
| 889199-1 | 26533 | 65 | 13 | 889209-37 | 26533 | 62 | 12 |
| 889199-11 | 26533 | 65 | 14 | 889209-39 | 26533 | 63 | 5 |
| 889200-1 | 26533 | 65 | 1 | 889209-41 | 26533 | 62 | 16 |
| 889200-11 | 26533 | 65 | 2 | 889209-43 | 26533 | 63 | 7 |
| 889201-1 | 26533 | 67 | 37 | 889209-45 | 26533 | 63 | 7 |
| 889201-1 | 26533 | 68 | 27 | 889209-47 | 26533 | 62 | 26 |
| 889201-1 | 26533 | 63 | 15 | 889209-51 | 26533 | 63 | 10 |
| 889201-11 | 26533 | 67 | 38 | 889210-1 | 26533 | 64 | 17 |
| 889201-11 | 26533 | 68 | 28 | 889211-1 | 26533 | 51 | 4 |
| 889201-11 | 26533 | 63 | 18 | 889211-1 | 26533 | 56 | 4 |
| 889202-1 | 26533 | 64 | | 889211-1 | 26533 | 59 | 4 |
| 889202-11 | 26533 | 64 | 35 | 889212-1 | 26533 | 56 | 5 |
| 889202-13 | 26533 | 64 | 47 | 889212-3 | 26533 | 51 | 5 |
| 889202-15 | 26533 | 64 | 38 | 889212-3 | 26533 | 59 | 5 |
| 889202-17 | 26533 | 64 | 1 | 889213-1 | 26533 | 75 | |
| 889202-19 | 26533 | 64 | 43 | 889213-11 | 26533 | 78 | 6 |
| 889202-21 | 26533 | 64 | 40 | 889213-11 | 26533 | 72 | 18 |
| 889202-23 | 26533 | 64 | 41 | 889213-13 | 26533 | 78 | 5 |
| 889202-25 | 26533 | 64 | 42 | 889213-13 | 26533 | 72 | 20 |

**SECTION VII. INDEX - FEDERAL STOCK NUMBER AND REFERENCE NUMBER
CROSS - REFERENCE TO FIGURE NUMBER AND ITEM NUMBER**

| Reference No. | Mfg Code | Fig No. | Item No. | Reference No. | Mfg Code | Fig No. | Item No. |
|---------------|----------|---------|----------|---------------|----------|---------|----------|
| 889213-15 | 26533 | 78 | 2 | 889216-17 | 26533 | 55 | 5 |
| 889213-15 | 26533 | 73 | 24 | 889216-17 | 26533 | 61 | 5 |
| 889213-17 | 26533 | 78 | 7 | 889216-19 | 26533 | 50 | 3 |
| 869213-17 | 26533 | 72 | 19 | 889216-19 | 26533 | 53 | 6 |
| 889213-19 | 26533 | 78 | 35 | 889216-19 | 26533 | 58 | 10 |
| 889213-21 | 26533 | 78 | 33 | 889216-2 | 26533 | 50 | |
| 889213-23 | 26533 | 79 | 8 | 889216-21 | 26533 | 50 | 9 |
| 889213-25 | 26533 | 78 | 34 | 889216-21 | 26533 | 53 | 8 |
| 889213-27 | 26533 | 78 | 36 | 889216-21 | 26533 | 58 | 19 |
| 889213-29 | 26533 | 78 | 8 | 889216-23 | 26533 | 50 | 10 |
| 889213-31 | 26533 | 79 | 11 | 889216-23 | 26533 | 53 | 9 |
| 859213-31 | 26533 | 72 | 9 | 889216-23 | 26533 | 58 | 18 |
| 889213-33 | 26533 | 79 | 12 | 889216-25 | 26533 | 50 | 4 |
| 889213-33 | 26533 | 73 | 25 | 889216-25 | 26533 | 53 | 7 |
| 869213-35 | 26533 | 73 | 12 | 889216-25 | 26533 | 58 | 11 |
| 889213-35 | 26533 | 77 | 12 | 889216-27 | 26533 | 50 | 11 |
| 889213-37 | 26533 | 73 | 11 | 889216-27 | 26533 | 53 | 10 |
| a89213-37 | 26533 | 77 | 11 | 889216-27 | 26533 | 58 | 17 |
| 889213-39 | 26533 | 79 | 9 | 889216-29 | 26533 | 50 | 13 |
| 889213-41 | 26533 | 79 | 10 | 889216-29 | 26533 | 53 | 11 |
| 889213-43 | 26533 | 79 | 6 | 889216-29 | 26533 | 58 | 11 |
| 889213-43 | 26533 | 73 | 26 | 889216-3 | 26533 | 53 | |
| 889213-45 | 26533 | 78 | | 889216-31 | 26533 | 53 | 26 |
| 889213-45 | 26533 | 72 | 17 | 889216-33 | 26533 | 53 | 13 |
| 889213-47 | 26533 | 78 | 26 | 889216-35 | 26533 | 53 | 25 |
| 889213-49 | 26533 | 78 | 25 | 889216-37 | 26533 | 58 | 2 |
| 889215-1 | 26533 | 67 | 5 | 889216-39 | 26533 | 50 | 12 |
| 889215-3 | 26533 | 68 | 6 | 889216-39 | 26533 | 53 | 12 |
| 889215-5 | 26533 | 68 | 7 | 889216-39 | 26533 | 58 | 16 |
| 889215-5 | 26533 | 62 | 10 | 889216-41 | 26533 | 58 | 6 |
| 889215-7 | 26533 | 62 | 9 | 889216-43 | 26533 | 58 | 3 |
| 889216-1 | 26533 | 58 | | 889216-45 | 26533 | 58 | 7 |
| 889216-11 | 26533 | 52 | 2 | 889216-47 | 26533 | 50 | 14 |
| 889216-11 | 26533 | 75 | 2 | 889216-47 | 26533 | 53 | 19 |
| 889216-11 | 26533 | 61 | 2 | 889216-47 | 26533 | 66 | 1 |
| 889216-13 | 26532 | 52 | 3 | 889216-49 | 26533 | 66 | 2 |
| 889216-13 | 26533 | 55 | 3 | 889216-51 | 26533 | 53 | 27 |
| 889216-13 | 26533 | 61 | 3 | 889217-1 | 26533 | 80 | 26 |
| 889216-15 | 26533 | 52 | 6 | 889219-1 | 26533 | 79 | 4 |
| 889216-15 | 26533 | 55 | 6 | 889219-1 | 26533 | 72 | 7 |
| 889216-15 | 26533 | 61 | 6 | 889220-1 | 26533 | 47 | 5 |
| 889216-17 | 26533 | 52 | 5 | 889222-1 | 26533 | 46 | 1 |

**SECTION VII. INDEX - FEDERAL STOCK NUMBER AND REFERENCE NUMBER
CROSS - REFERENCE TO FIGURE NUMBER AND ITEM NUMBER**

| Reference No. | Mfg Code | Fig No. | Item No. | Reference No. | Mfg Code | Fig No. | Item No. |
|---------------|----------|---------|----------|---------------|----------|---------|----------|
| 889225-1 | 26533 | 45 | 5 | 889250-23 | 26533 | 67 | 14 |
| 889225-11 | 26533 | 45 | 8 | 889250-27 | 26533 | 67 | 36 |
| 889226-1 | 26533 | 73 | 4 | 889250-29 | 26533 | 67 | 33 |
| 889226-1 | 26533 | 77 | 4 | 889250-3 | 26533 | 67 | |
| 889226-11 | 26533 | 73 | 5 | 889250-31 | 26533 | 67 | 31 |
| 889226-11 | 26533 | 77 | 5 | 889250-33 | 26533 | 67 | 19 |
| 889226-13 | 26533 | 77 | 9 | 889250-35 | 26533 | 67 | 6 |
| 889226-13 | 26533 | 73 | 9 | 889250-37 | 26533 | 67 | 7 |
| 889226-15 | 26533 | 77 | 8 | 889250-39 | 26533 | 67 | 35 |
| 889226-15 | 26533 | 73 | 8 | 889250-41 | 26533 | 67 | 24 |
| 889227-1 | 26533 | 50 | 5 | 889250-43 | 26533 | 67 | 22 |
| 889232-1 | 26533 | 66 | | 889250-44 | 26533 | 67 | 23 |
| 889232-11 | 26533 | 66 | 9 | 889250-45 | 26533 | 67 | 21 |
| 889232-13 | 26533 | 66 | 15 | 889251-1 | 26533 | 68 | |
| 889232-15 | 26533 | 66 | 16 | 889251-11 | 26533 | 68 | 26 |
| 889233-1 | 26533 | 48 | 2 | 889251-12 | 26533 | 68 | 26 |
| 889234-1 | 26533 | 48 | 8 | 889251-13 | 26533 | 68 | 25 |
| 889235-1 | 26533 | 48 | 7 | 889251-15 | 26533 | 68 | 22 |
| 889237-1 | 26533 | 48 | 3 | 889251-17 | 26533 | 68 | 23 |
| 889238-1 | 26533 | 65 | 12 | 889251-19 | 26533 | 68 | 4 |
| 889239-1 | 26533 | 65 | 17 | 889251-21 | 26533 | 68 | 19 |
| 889240-1 | 26533 | 65 | 20 | 889251-23 | 26533 | 68 | 10 |
| 889240-3 | 26533 | 65 | 19 | 889251-25 | 26533 | 68 | 21 |
| 889245-1 | 26533 | 73 | 15 | 889251-27 | 26533 | 68 | 9 |
| 889246-1 | 26533 | 72 | 20 | 889251-29 | 26533 | 68 | 18 |
| 889247-1 | 26533 | 51 | 1 | 889251-3 | 26533 | 68 | |
| 889247-1 | 26533 | 56 | 1 | 889251-30 | 26533 | 68 | 18 |
| 889247-1 | 26533 | 59 | 1 | 889251-31 | 26533 | 68 | 24 |
| 889248-1 | 26533 | 73 | 22 | 889251-32 | 26533 | 68 | 24 |
| 889248-1 | 26533 | 77 | 15 | 889251-33 | 26533 | 68 | 20 |
| 889250-1 | 26533 | 67 | | 889251-34 | 26533 | 68 | 20 |
| 889250-11 | 26533 | 67 | 41 | 889253-1 | 26533 | 52 | 4 |
| 889250-12 | 26533 | 67 | 41 | 889253-1 | 26533 | 55 | 4 |
| 889250-13 | 26533 | 67 | 13 | 889253-1 | 26533 | 61 | 4 |
| 889250-14 | 26533 | 67 | 13 | 889256-1 | 26533 | 40 | |
| 889250-15 | 26533 | 67 | 18 | 889256-11 | 26533 | 40 | 4 |
| 889250-16 | 26533 | 67 | 18 | 889256-13 | 26533 | 41 | 3 |
| 889250-17 | 26533 | 67 | 30 | 889256-15 | 26533 | 41 | 2 |
| 889250-18 | 26533 | 67 | 30 | 889256-17 | 26533 | 44 | 6 |
| 889250-19 | 26533 | 67 | 32 | 889257-1 | 26533 | 80 | 5 |
| 889250-20 | 26533 | 67 | 32 | 889262-1 | 26533 | 78 | 17 |
| 889250-21 | 26533 | 67 | 9 | 889262-1 | 26533 | 74 | 7 |

**SECTION VII. INDEX - FEDERAL STOCK NUMBER AND REFERENCE NUMBER
CROSS - REFERENCE TO FIGURE NUMBER AND ITEM NUMBER**

| Reference No. | Mfg Code | Fig No. | Item No. | Reference No. | Mfg Code | Fig No. | Item No. |
|---------------|----------|---------|----------|---------------|----------|---------|----------|
| 889263-1 | 26533 | 67 | 27 | 889286-9 | 26533 | 78 | 30 |
| 889263-1 | 26533 | 63 | 14 | 889287-1 | 26533 | 74 | 23 |
| 889263-3 | 26533 | 67 | 28 | 889288-1 | 26533 | 79 | 14 |
| 889263-3 | 26533 | 62 | 23 | 889288-1 | 26533 | 72 | 11 |
| 889263-5 | 26533 | 69 | 11 | 889289-1 | 26533 | 70 | 7 |
| 889265-1 | 26533 | 64 | 45 | 889290-1 | 26533 | 70 | 8 |
| 889267-1 | 26533 | 74 | 2 | 889292-1 | 26533 | 74 | 13 |
| 889267-1 | 26533 | 78 | 12 | 889294-1 | 26533 | 69 | 35 |
| 889267-2 | 26533 | 74 | 1 | 889294-3 | 26533 | 69 | 36 |
| 889268-1 | 26533 | 36 | 1 | 889296-1 | 26533 | 47 | 7 |
| 889268-11 | 26533 | 36 | 4 | 889297-1 | 26533 | 70 | 21 |
| 889268-17 | 26533 | 36 | 4 | 889297-1 | 26533 | 64 | 13 |
| 889268-3 | 26533 | 36 | 1 | 889297-2 | 26533 | 64 | 9 |
| 889269-1 | 26533 | 44 | 5 | 889297-3 | 26533 | 64 | 9 |
| 889269-2 | 26533 | 44 | 7 | 889297-4 | 26533 | 64 | 13 |
| 889271-1 | 26533 | 45 | 7 | 889298-1 | 26533 | 70 | 17 |
| 889273-1 | 26533 | 37 | 11 | 889298-1 | 26533 | 74 | 19 |
| 889274-1 | 26533 | 37 | 10 | 889298-1 | 26533 | 64 | 5 |
| 889275-1 | 26533 | 37 | 8 | 88930-11 | 26533 | 76 | 18 |
| 889276-1 | 26533 | 37 | | 889308-1 | 26533 | 79 | 2 |
| 889276-11 | 26533 | 37 | 12 | 889310-1 | 26533 | 76 | 11 |
| 889276-13 | 26533 | 37 | 13 | 889310-1 | 26533 | 57 | 15 |
| 889277-1 | 26533 | 37 | 3 | 889310-1 | 26533 | 60 | 15 |
| 889277-11 | 26533 | 37 | 4 | 889310-11 | 26533 | 76 | 8 |
| 889278-1 | 26533 | 37 | 7 | 889310-11 | 26533 | 57 | 14 |
| 889279-1 | 26533 | 43 | | 889310-11 | 26533 | 60 | 14 |
| 889279-11 | 26533 | 43 | 3 | 889310-11 | 26533 | 60 | 24 |
| 889280-1 | 26533 | 4 | 2 | 889310-13 | 26533 | 76 | 19 |
| 889280-11 | 26533 | 42 | 4 | 889310-13 | 26533 | 57 | 25 |
| 889280-13 | 26533 | 42 | 1 | 889310-13 | 26533 | 60 | 25 |
| 889280-15 | 26533 | 42 | 3 | 889310-15 | 26533 | 76 | 6 |
| 889280-17 | 26533 | 42 | 2 | 889310-15 | 26533 | 57 | 11 |
| 889283-1 | 26533 | 65 | 4 | 889310-15 | 26533 | 60 | 11 |
| 889286-1 | 26533 | 78 | 28 | 889310-19 | 26533 | 76 | 7 |
| 889286-1 | 26533 | 70 | 16 | 889310-19 | 26533 | 76 | 17 |
| 889286-1 | 26533 | 74 | 17 | 889310-19 | 26533 | 57 | 13 |
| 889286-11 | 26533 | 70 | 20 | 889310-19 | 26533 | 57 | 23 |
| 889286-13 | 26533 | 40 | 6 | 889310-19 | 26533 | 60 | 13 |
| 889286-3 | 26533 | 74 | 15 | 889310-19 | 26533 | 60 | 23 |
| 889286-3 | 26533 | 64 | 3 | 889310-21 | 26533 | 76 | 3 |
| 889286-5 | 26533 | 70 | 15 | 889310-21 | 26533 | 76 | 13 |
| 889286-7 | 26533 | 74 | 21 | 889310-21 | 26533 | 57 | 3 |

**SECTION VII. INDEX - FEDERAL STOCK NUMBER AND REFERENCE NUMBER
CROSS - REFERENCE TO FIGURE NUMBER AND ITEM NUMBER**

| Reference No. | Mfg Code | Fig No. | Item No. | Reference No. | Mfg Code | Fig No. | Item No. |
|---------------|----------|---------|----------|---------------|----------|---------|----------|
| 889310-21 | 26533 | 57 | 17 | 889338-1 | 26533 | 74 | 31 |
| 889310-21 | 26533 | 60 | 3 | 889339-1 | 26533 | 78 | 37 |
| 889310-21 | 26533 | 60 | 17 | 889340-1 | 26533 | 77 | 18 |
| 889310-23 | 26533 | 76 | 5 | 889340-1 | 26533 | 64 | 23 |
| 889310-23 | 26533 | 76 | 15 | 889340-1 | 26533 | 66 | 12 |
| 889310-23 | 26533 | 57 | 9 | 889340-1 | 26533 | 67 | 17 |
| 889310-23 | 26533 | 57 | 19 | 889340-1 | 26533 | 68 | 16 |
| 889310-23 | 26533 | 60 | 9 | 889340-1 | 26533 | 69 | 40 |
| 889310-23 | 26533 | 60 | 19 | 889340-1 | 26533 | 70 | 35 |
| 889310-25 | 26533 | 76 | 10 | 889340-1 | 26533 | 74 | 11 |
| 889310-25 | 26533 | 76 | 21 | 889340-1 | 26533 | 50 | 8 |
| 889310-25 | 26533 | 57 | 10 | 889340-1 | 26533 | 53 | 16 |
| 889310-25 | 26533 | 57 | 20 | 889340-1 | 26533 | 58 | 14 |
| 889310-25 | 26533 | 60 | 10 | 889340-1 | 26533 | 63 | 3 |
| 889310-25 | 26533 | 60 | 20 | 889340-1 | 26533 | 75 | 17 |
| 889310-29 | 26533 | 76 | 16 | 889340-3 | 26533 | 80 | 23 |
| 889310-29 | 26533 | 57 | 21 | e89342-1 | 26533 | 64 | 48 |
| 889310-29 | 26533 | 60 | 21 | 889342-3 | 26533 | 69 | 7 |
| 889310-3 | 26533 | 57 | 1 | 8893423 | 26533 | 40 | 5 |
| 889310-3 | 26533 | 60 | 1 | 889343-1 | 26533 | 66 | 14 |
| 889310-33 | 26533 | 57 | 8 | 889344-1 | 26533 | 49 | 9 |
| 889310-33 | 26533 | 60 | 8 | 889344-3 | 26533 | 49 | 10 |
| 889310-5 | 26533 | 76 | 1 | 889344-5 | 26533 | 49 | 11 |
| 889310-7 | 26533 | 76 | 20 | 889345-1 | 26533 | 49 | 12 |
| 889310-7 | 26533 | 57 | 12 | 889345-3 | 26533 | 49 | 13 |
| 889310-7 | 26533 | 57 | 22 | 889345-5 | 26533 | 49 | 14 |
| 889310-7 | 26533 | 60 | 12 | 889346-1 | 26533 | 40 | 3 |
| 889310-7 | 26533 | 60 | 22 | 889348-1 | 26533 | 64 | 46 |
| 889310-9 | 26533 | 76 | 9 | 889350-1 | 26533 | 40 | 8 |
| 889335-1 | 26533 | 70 | 36 | 889350-11 | 26533 | | |
| 889336-1 | 26533 | 64 | 50 | 889350-13 | 26533 | | |
| 889336-2 | 26533 | 64 | 50 | 889350-15 | 26533 | | |
| 889337-1 | 26533 | 78 | 29 | 889351-1 | 26533 | 81 | |
| 889337-1 | 26533 | 70 | 18 | 889351-23 | 26533 | 81 | 2 |
| 889337-1 | 26533 | 74 | 20 | 889351-25 | 26533 | 81 | 1 |
| 889337-11 | 26533 | 70 | 23 | 889351-27 | 26533 | 81 | 3 |
| 889337-13 | 26533 | 70 | 22 | 889351-29 | 26533 | 81 | 4 |
| 889337-15 | 26533 | 64 | 6 | 889351-3 | 26533 | 81 | 80 |
| 889337-3 | 26533 | 74 | 16 | 889351-31 | 26533 | 81 | 6 |
| 889337-5 | 26533 | 78 | 31 | 889351-33 | 26533 | 81 | 5 |
| 889337-7 | 26533 | 74 | 22 | 889351-35 | 17325 | 81 | 7 |
| 889337-9 | 26533 | 74 | 25 | 889351-37 | 26533 | 81 | 8 |

**SECTION VII. INDEX - FEDERAL STOCK NUMBER AND REFERENCE NUMBER
CROSS - REFERENCE TO FIGURE NUMBER AND ITEM NUMBER**

| Reference No. | Mfg Code | Fig No. | Item No. | Reference No. | Mfg Code | Fig No. | Item No. |
|---------------|----------|---------|----------|---------------|----------|---------|----------|
| 889351-39 | 26533 | 81 | 9 | 889451-1 | 70167 | | |
| 889351-41 | 26533 | 81 | 10 | 389452-1 | 70167 | 1 | 3 |
| 889351-43 | 26533 | 81 | 11 | 899250-25 | 26523 | 67 | 25 |
| 889351-45 | 26533 | 81 | 12 | 899310-11 | 26533 | 57 | 24 |
| 889351-47 | 26533 | 81 | 13 | 93101 | 74545 | 10 | 1 |
| 889251-49 | 26553 | 81 | 14 | 93181 | 74545 | 15 | 8 |
| 889351-51 | 26553 | 81 | 15 | 9816MFP3 | 74545 | 17 | 7 |
| 889351-53 | 26553 | 81 | 16 | 99833P098 | 76530 | 6 | 122 |
| 889351-55 | 17325 | 81 | 17 | 99833P098 | 76530 | 71 | 24 |
| 889351-57 | 26533 | 81 | 18 | 99836 | 76530 | 71 | 16 |
| 889351-59 | 26533 | 81 | 19 | 99836 | 76530 | 6 | 120 |
| 889351-61 | 26533 | 81 | 20 | 99836 | 76530 | 71 | 22 |

ITEMS NOT ILLUSTRATED

| Stock Number | Group | Stock Number | Group |
|---------------|-------|---------------|-------|
| 4030-972-2670 | 01 | 8010-069-1266 | 07 |
| 5410-762-9137 | 07 | 8010-472-5512 | 07 |
| 5410-863-8593 | 01 | 8010-854-9550 | 07 |
| 6210-587-4757 | 03 | 8340-823-7451 | 01 |
| 6230-102-8605 | 03 | | |

| Reference No. | Mfg Code | Group | Reference No. | Mfg Code | Group |
|------------------|----------|-------|---------------|----------|-------|
| B6080 | 17203 | 03 | 696246-2 | 26533 | 03 |
| E42GP15 | 15210 | 07 | 697058-1 | 26533 | 06 |
| H79GP5866KP17 | 15210 | 07 | 697447-1 | 99193 | 02 |
| H79GP6V66KP17 | 15210 | 07 | 698607-1 | 70167 | 01 |
| MS2120900815 | 96906 | 03 | 889171-1 | 26533 | 06 |
| MS28741-12-0720 | 96906 | 02 | 889182-1 | 26533 | 06 |
| TTE527COLOR31136 | 81318 | 07 | 889182-3 | 26533 | 06 |
| TTE527COLOR34087 | 81348 | 07 | 889185-1 | 26533 | 06 |
| TTE527COLOR37038 | 81348 | 07 | 889188-1 | 26533 | 06 |
| TTE537COLOR37875 | 81348 | 07 | 889213-1 | 26533 | 06 |
| 380300-1 | 70167 | 01 | 889250-1 | 26533 | 06 |
| 694327-2 | 26533 | 03 | 889250-3 | 26533 | 06 |
| 694392-5 | 99193 | 03 | 889251-1 | 26533 | 06 |
| 694400-1 | 26533 | 03 | 889251-3 | 26533 | 06 |
| 694497-1 | 70167 | 01 | 889351-1 | 26533 | 07 |
| 695627-1 | 26533 | 03 | 898451-1 | 70167 | 01 |
| 695844-1 | 26533 | 03 | | | |

By Order of the Secretary of the Army:

Official:

KENNETH C. WICKHAM,
*Major General, United States Army,
The Adjutant General.*

W. C. WESTMORELAND,
*General, United States Army,
Chief of Staff.*

Distribution:

To be distributed in accordance with DA Form 12-25, Section I, (qty rqr block no. 278) organizational maintenance requirements for Tents.

RECOMMENDED CHANGES TO EQUIPMENT TECHNICAL PUBLICATIONS



SOMETHING WRONG WITH PUBLICATION

FROM: (PRINT YOUR UNIT'S COMPLETE ADDRESS)

DATE SENT

PUBLICATION NUMBER

PUBLICATION DATE

PUBLICATION TITLE

BE EXACT PIN-POINT WHERE IT IS

PAGE NO.

PARA-GRAPH

FIGURE NO.

TABLE NO.

IN THIS SPACE, TELL WHAT IS WRONG AND WHAT SHOULD BE DONE ABOUT IT.

PRINTED NAME, GRADE OR TITLE AND TELEPHONE NUMBER

SIGN HERE

